

Quantlogic Edge

Pattern Analytics

Quant West 1 – Pattern Entry Report

NYSE Stocks



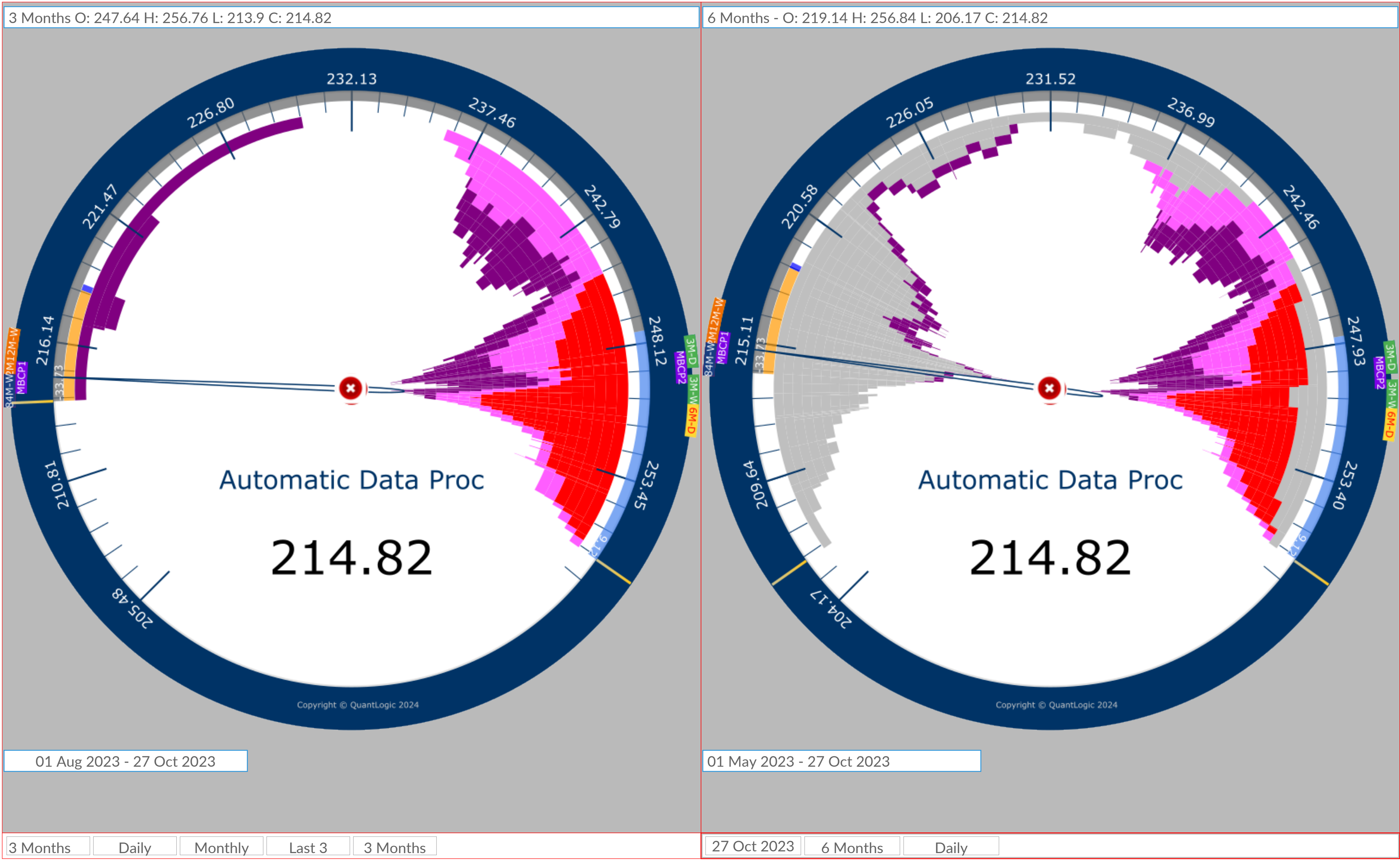


Pattern

Quant West 1

Category

Stocks



Sector Information: **SEC** Information Technology **IND** IT Services **SYM** ADP

Speedo settings: 3 Months Daily Speedo Vs 6 Months Daily Speedo and last 3 months price flow color keyed.

Pattern Entry Rules: The recent low coincided with west side of the 12MD BCP.

3 Months O: 104.4 H: 116.78 L: 88.59 C: 89.63

6 Months - O: 89.99 H: 116.78 L: 79.92 C: 89.63

Pattern Information

Quant West 1 (QW1)

Serial No. 2 / 75

Entry Date : 27-Oct-23 04:00 PM

Entry Price : 89.63

Key Indicators : BCP and Recent low

Bell Curve Peak (BCPs)

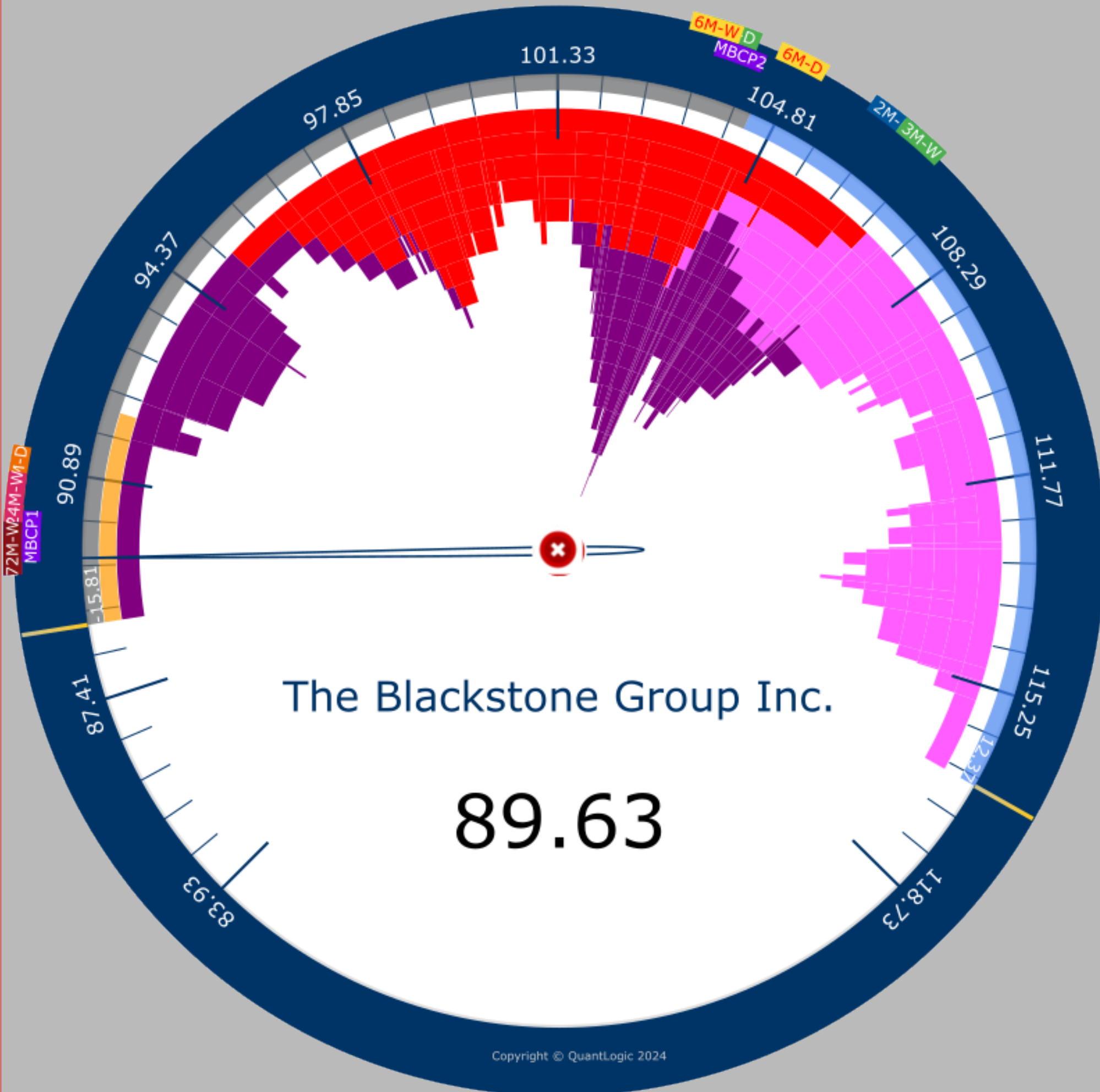
2M-D	105.85	3M-D	104.13
3M-W	106.35	6M-D	104.41
6M-W	103.87	12M-D	91.17
12M-W	90.37	24M-W	90.81
36M-W	90.13	48M-W	90.13
60M-W	90.13	72M-W	90.13
84M-W	33.31		

Multiple Bell Curve Peak (MBCPs)

MBCP1	90.3	MBCP2	104.3
--------------	------	--------------	-------

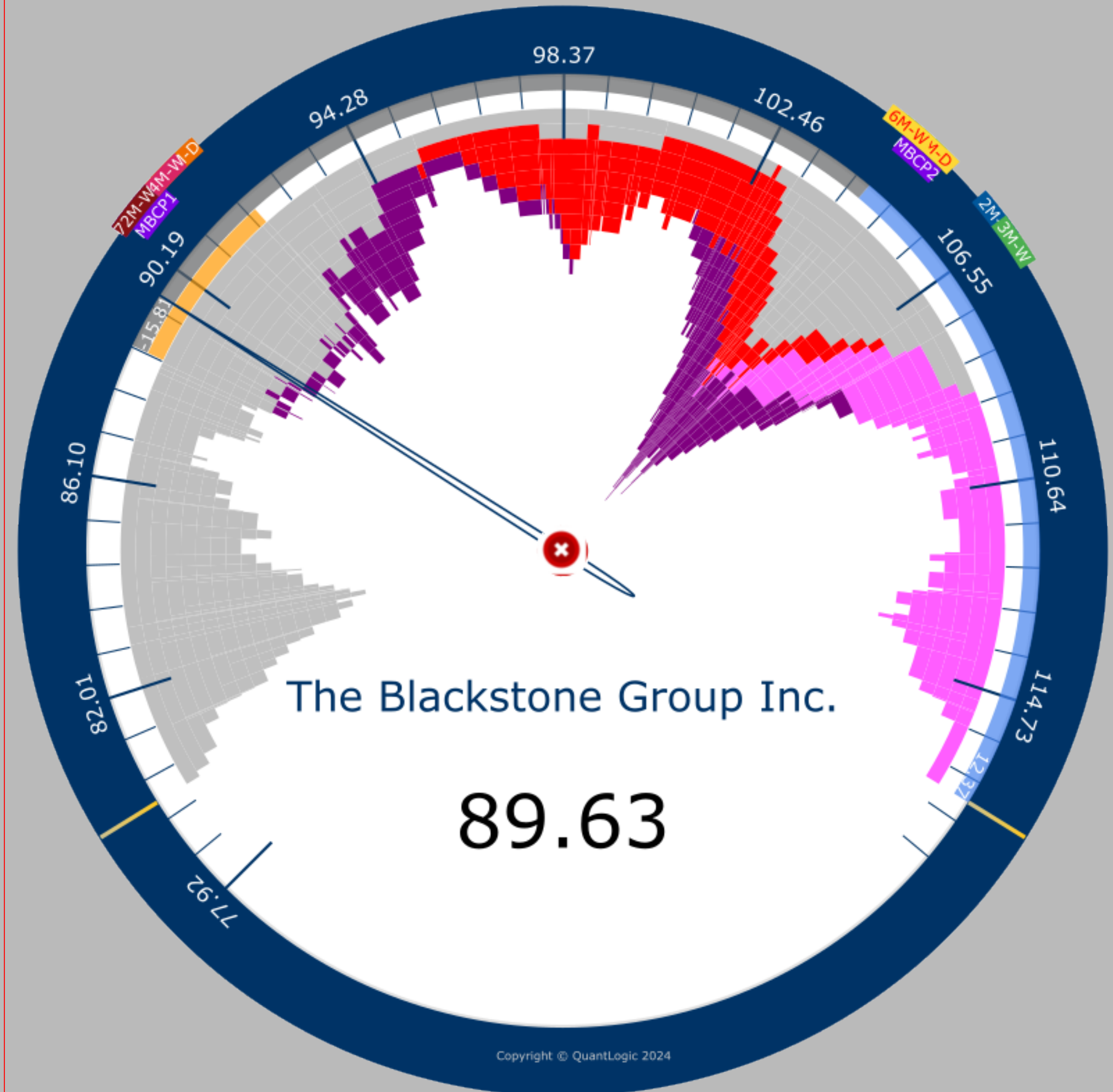
Color Key (Monthly)

■ Aug 2023	■ Sep 2023
■ Oct 2023	



01 Aug 2023 - 27 Oct 2023

3 Months Daily Monthly Last 3 3 Months



01 May 2023 - 27 Oct 2023

27 Oct 2023 6 Months Daily

Sector Information: **SEC** Financials **IND** Capital Markets **SYM** BX

Speedo settings: 3 Months Daily Speedo Vs 6 Months Daily Speedo and last 3 months price flow color keyed.

Pattern Entry Rules: The recent low coincided with west side of the 12MD BCP.

3 Months O: 117.26 H: 127.35 L: 111.3 C: 117.81

6 Months - O: 101.58 H: 127.35 L: 95.7 C: 117.81

Pattern Information

Quant West 1 (QW1)

Serial No. 3 / 75

Entry Date : 27-Oct-23 04:00 PM

Entry Price : 117.81

Key Indicators : BCP and Recent low

Bell Curve Peak (BCPs)

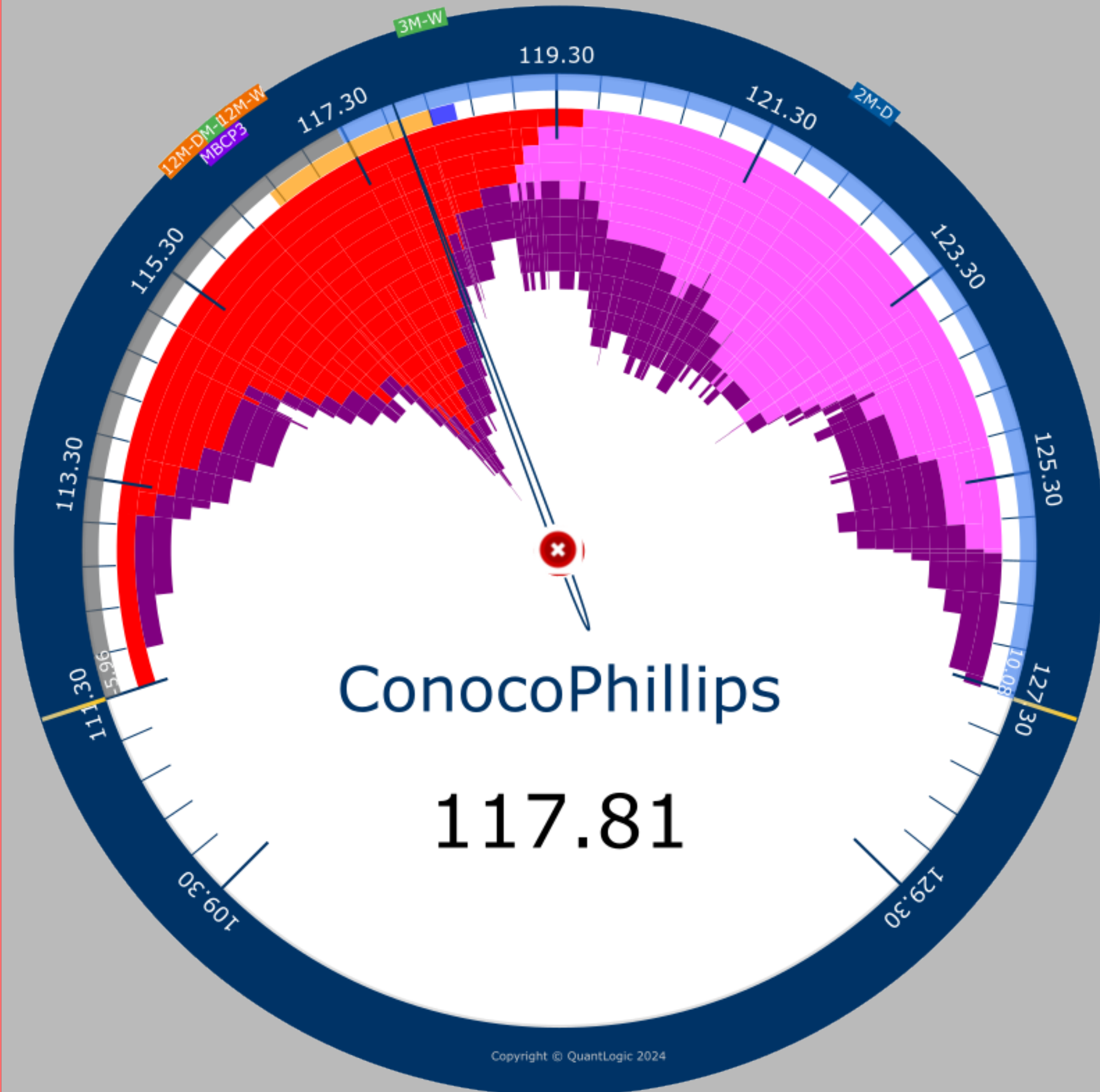
2M-D	121.73	3M-D	116.59
3M-W	118.03	6M-D	116.3
6M-W	102.75	12M-D	116.3
12M-W	116.89	24M-W	102.75
36M-W	102.75	48M-W	102.75
60M-W	59.41	72M-W	59.42
84M-W	59.42		

Multiple Bell Curve Peak (MBCPs)

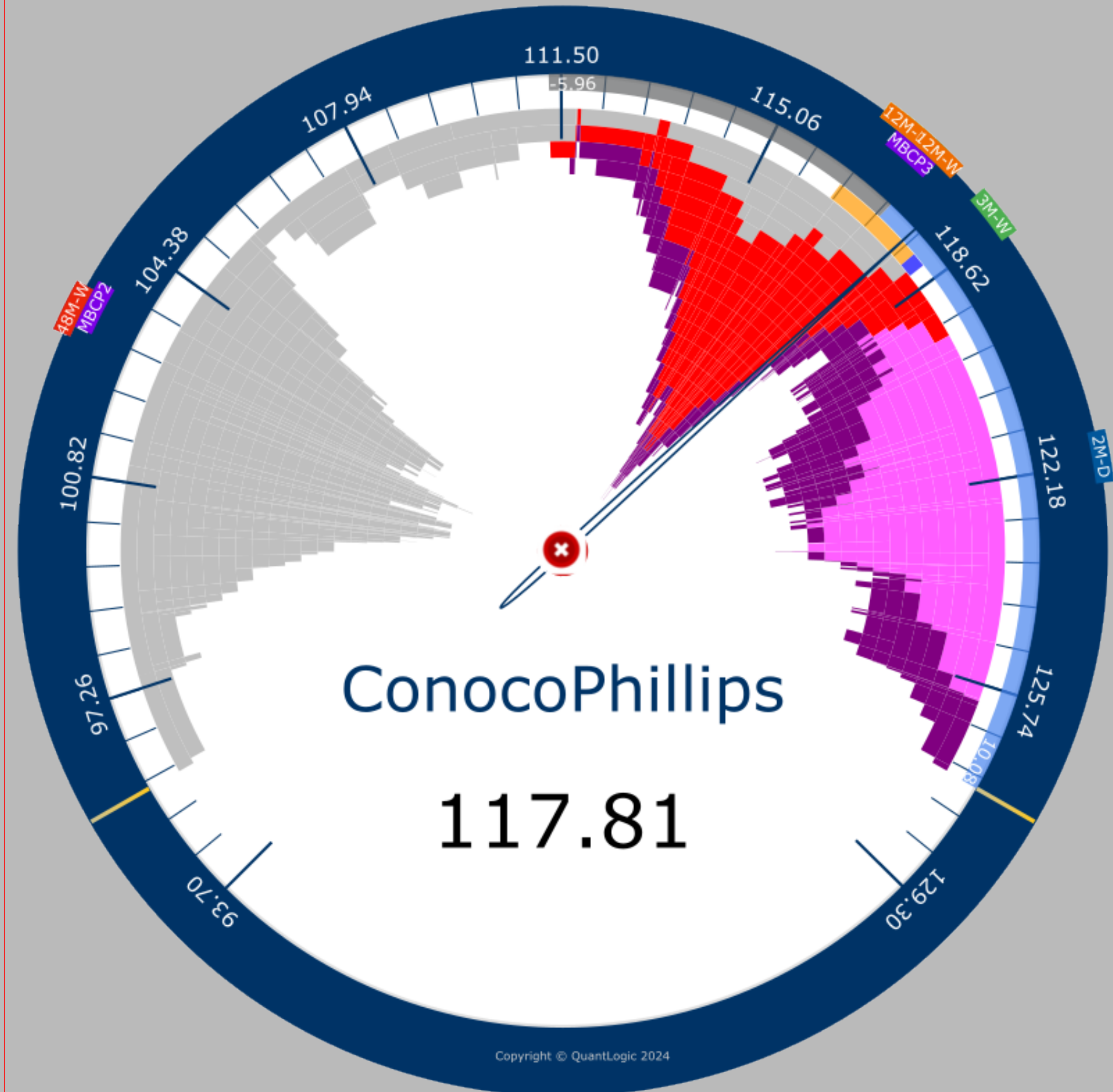
MBCP1	59.3	MBCP2	102.9
MBCP3	116.6		

Color Key (Monthly)

Aug 2023	Sep 2023
Oct 2023	



01 Aug 2023 - 27 Oct 2023



01 May 2023 - 27 Oct 2023

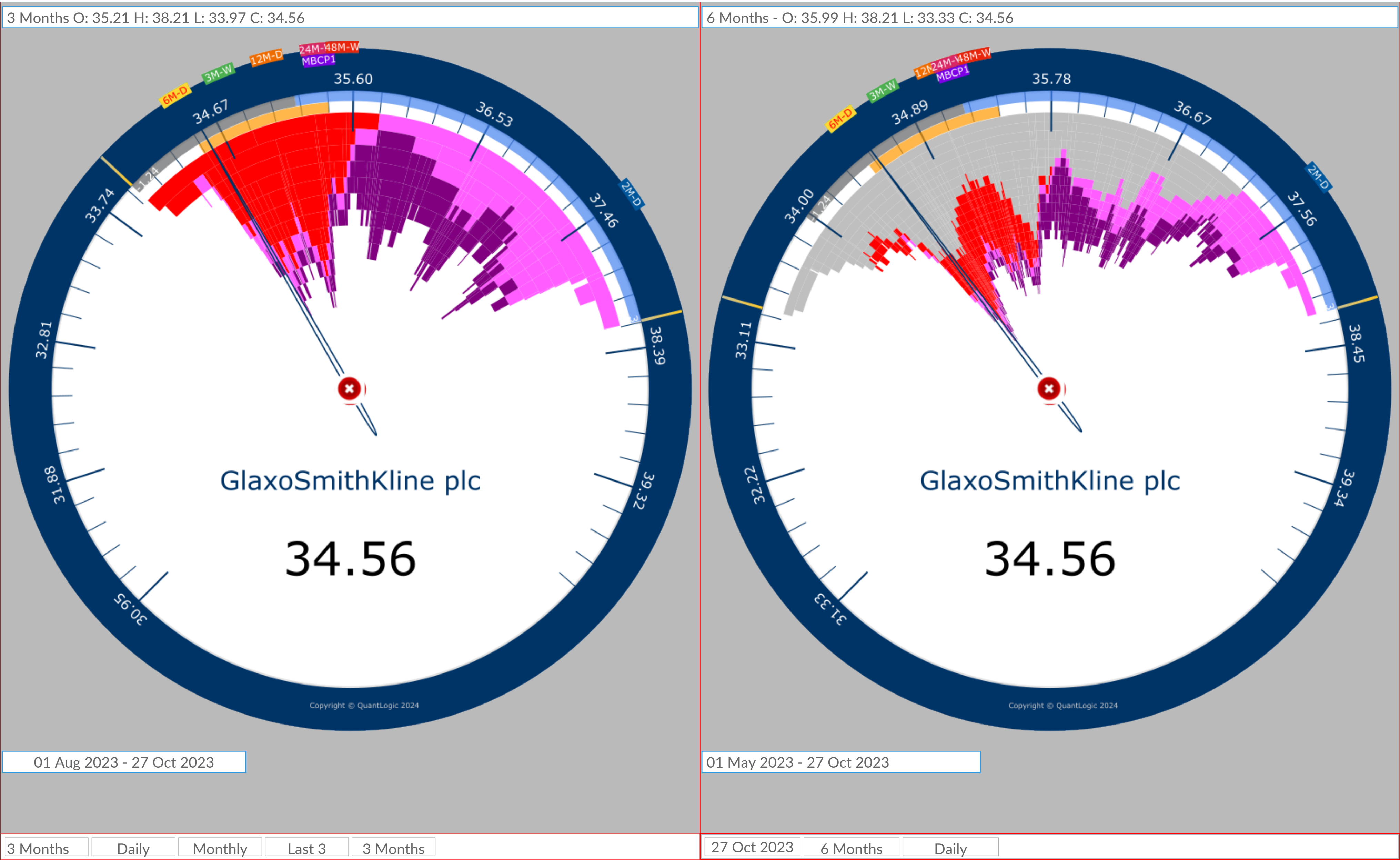
3 Months Daily Monthly Last 3 3 Months

27 Oct 2023 6 Months Daily

Sector Information: SEC Energy IND Oil, Gas & Consumable Fuels SYM COP

Speedo settings: 3 Months Daily Speedo Vs 6 Months Daily Speedo and last 3 months price flow color keyed.

Pattern Entry Rules: The recent low coincided with west side of the 12MD BCP.



Pattern Information
 Quant West 1 (QW1)
 Serial No. 4 / 75
 Entry Date : 27-Oct-23 04:00 PM
 Entry Price : 34.56
 Key Indicators : BCP and Recent low

Bell Curve Peak (BCPs)

2M-D	37.38	3M-D	34.62
3M-W	34.9	6M-D	34.62
6M-W	35.44	12M-D	35.19
12M-W	35.29	24M-W	35.29
36M-W	35.44	48M-W	35.44
60M-W	40.58	72M-W	40.58
84M-W	40.6		

Multiple Bell Curve Peak (MBCPs)

MBCP1	35.3	MBCP2	40.6
-------	------	-------	------

Color Key (Monthly)

Aug 2023	Sep 2023
Oct 2023	

Sector Information: SEC Health Care IND Pharmaceuticals SYM GSK

Speedo settings: 3 Months Daily Speedo Vs 6 Months Daily Speedo and last 3 months price flow color keyed.

Pattern Entry Rules: The recent low coincided with west side of the 12MD BCP.

3 Months O: 91.44 H: 92.53 L: 77.11 C: 81.87

6 Months - O: 94.25 H: 95.49 L: 77.11 C: 81.87

Pattern Information

Quant West 1 (QW1)

Serial No. 5 / 75

Entry Date : 27-Oct-23 04:00 PM

Entry Price : 81.87

Key Indicators : BCP and Recent low

Bell Curve Peak (BCPs)

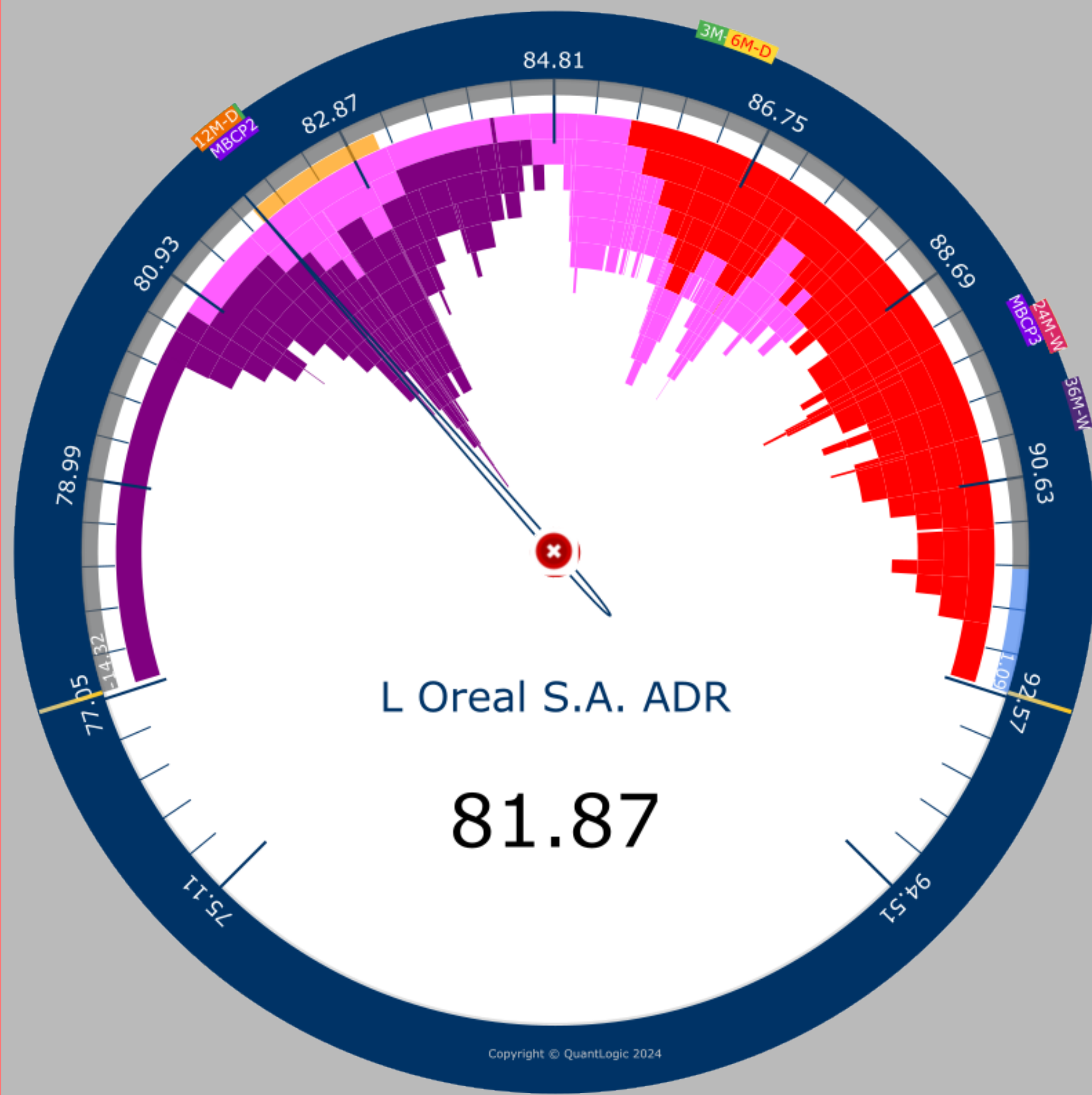
2M-D	82.27	3M-D	82.27
3M-W	86.31	6M-D	86.54
6M-W	89.72	12M-D	82.24
12M-W	89.72	24M-W	89.72
36M-W	90.35	48M-W	66.91
60M-W	53.89	72M-W	53.89
84M-W	53.89		

Multiple Bell Curve Peak (MBCPs)

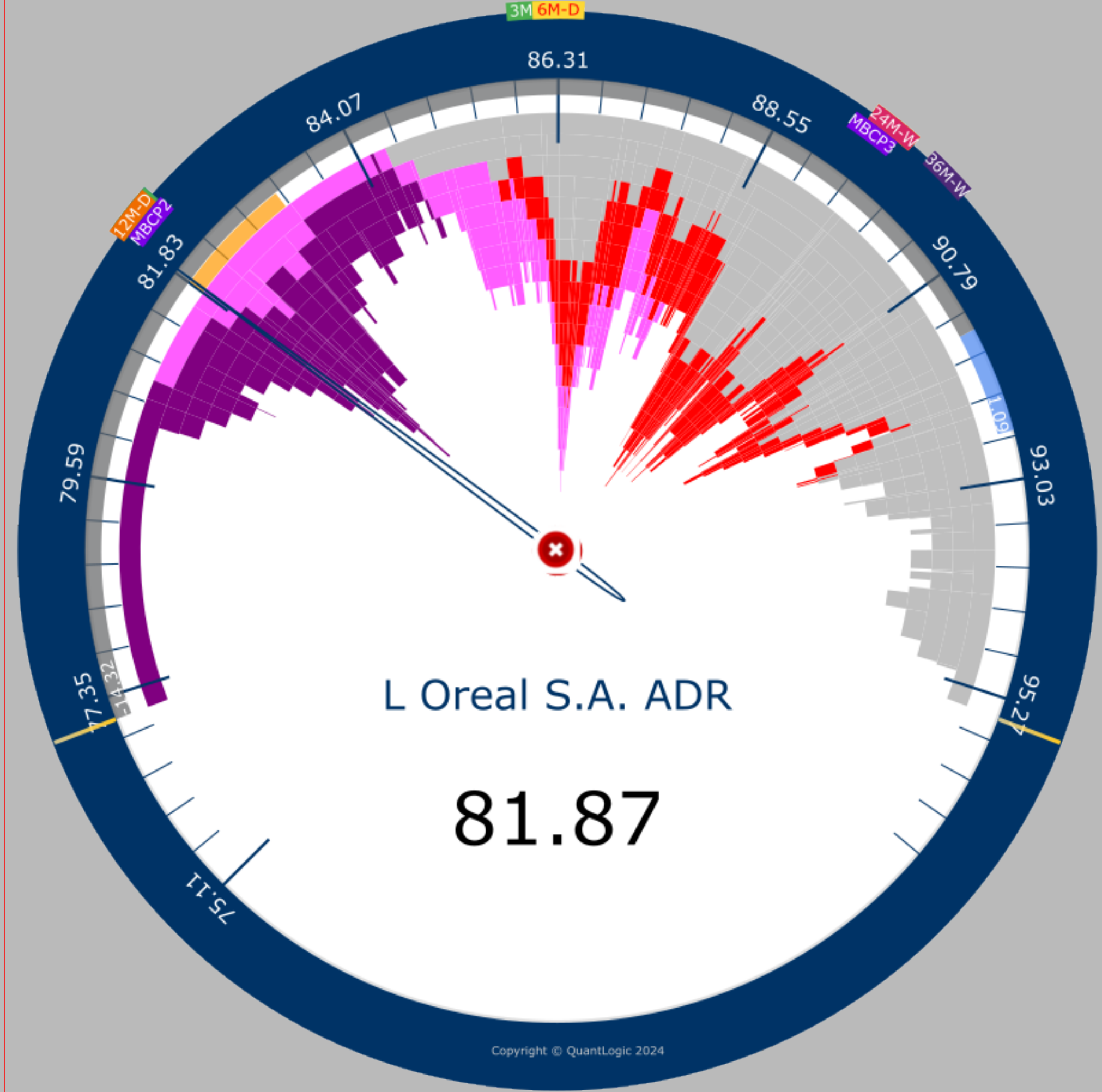
MBCP1	53.9	MBCP2	82.3
MBCP3	89.6		

Color Key (Monthly)

Aug 2023	Sep 2023
Oct 2023	



01 Aug 2023 - 27 Oct 2023



01 May 2023 - 27 Oct 2023

3 Months Daily Monthly Last 3 3 Months

27 Oct 2023 6 Months Daily

Sector Information: SEC Consumer Staples IND Household Products SYM LRLCY

Speedo settings: 3 Months Daily Speedo Vs 6 Months Daily Speedo and last 3 months price flow color keyed.

Pattern Entry Rules: The recent low coincided with west side of the 12MD BCP.

3 Months O: 40.44 H: 45.3 L: 39.73 C: 39.97

6 Months - O: 39.85 H: 45.3 L: 35.06 C: 39.97

Pattern Information

Quant West 1 (QW1)

Serial No. 6 / 75

Entry Date : 27-Oct-23 04:00 PM

Entry Price : 39.97

Key Indicators : BCP and Recent low

Bell Curve Peak (BCPs)

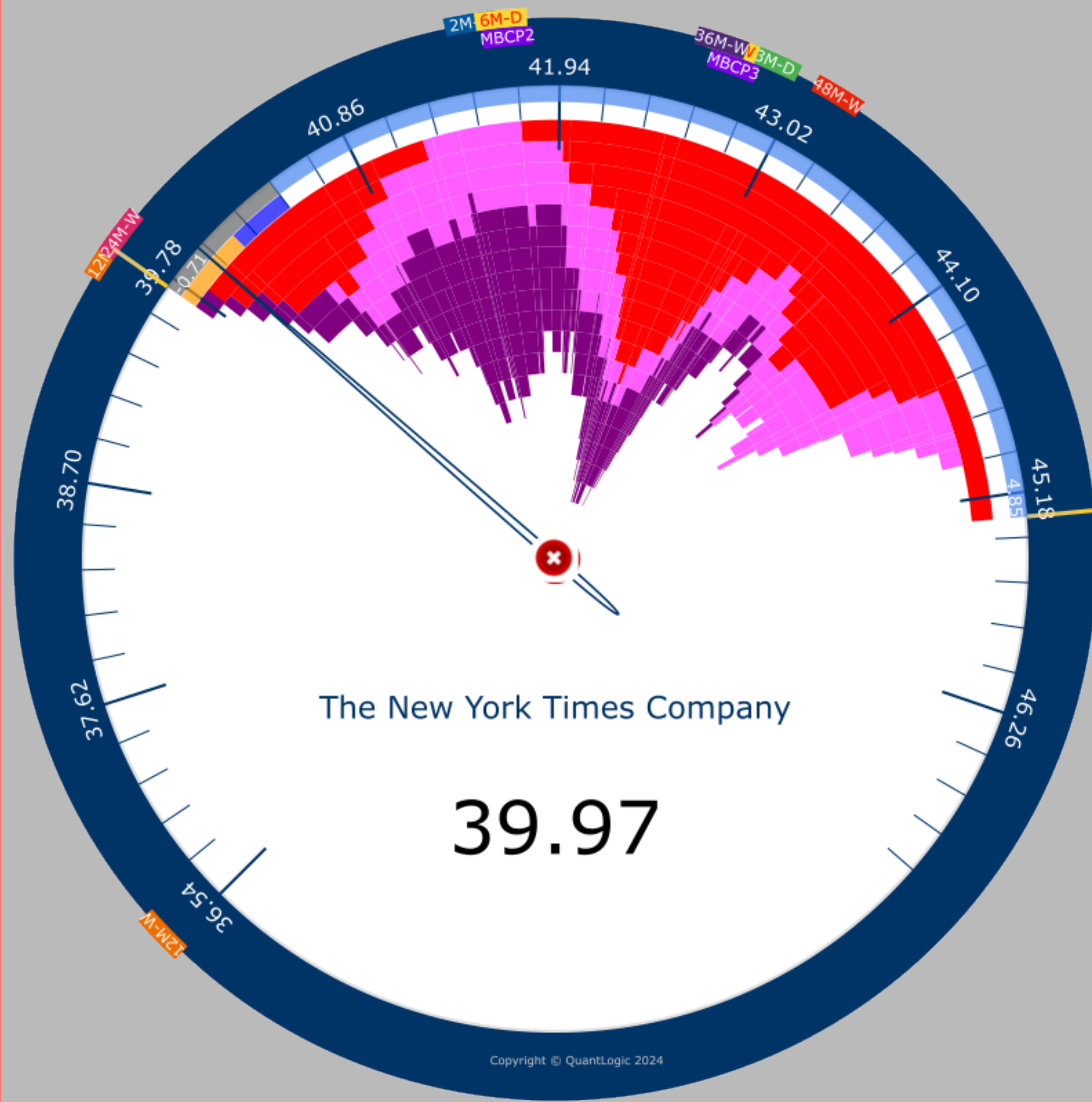
2M-D	41.45	3M-D	42.76
3M-W	42.57	6M-D	41.58
6M-W	42.57	12M-D	39.8
12M-W	36.7	24M-W	39.91
36M-W	42.52	48M-W	43.06
60M-W	32.77	72M-W	32.77
84M-W	32.77		

Multiple Bell Curve Peak (MBCPs)

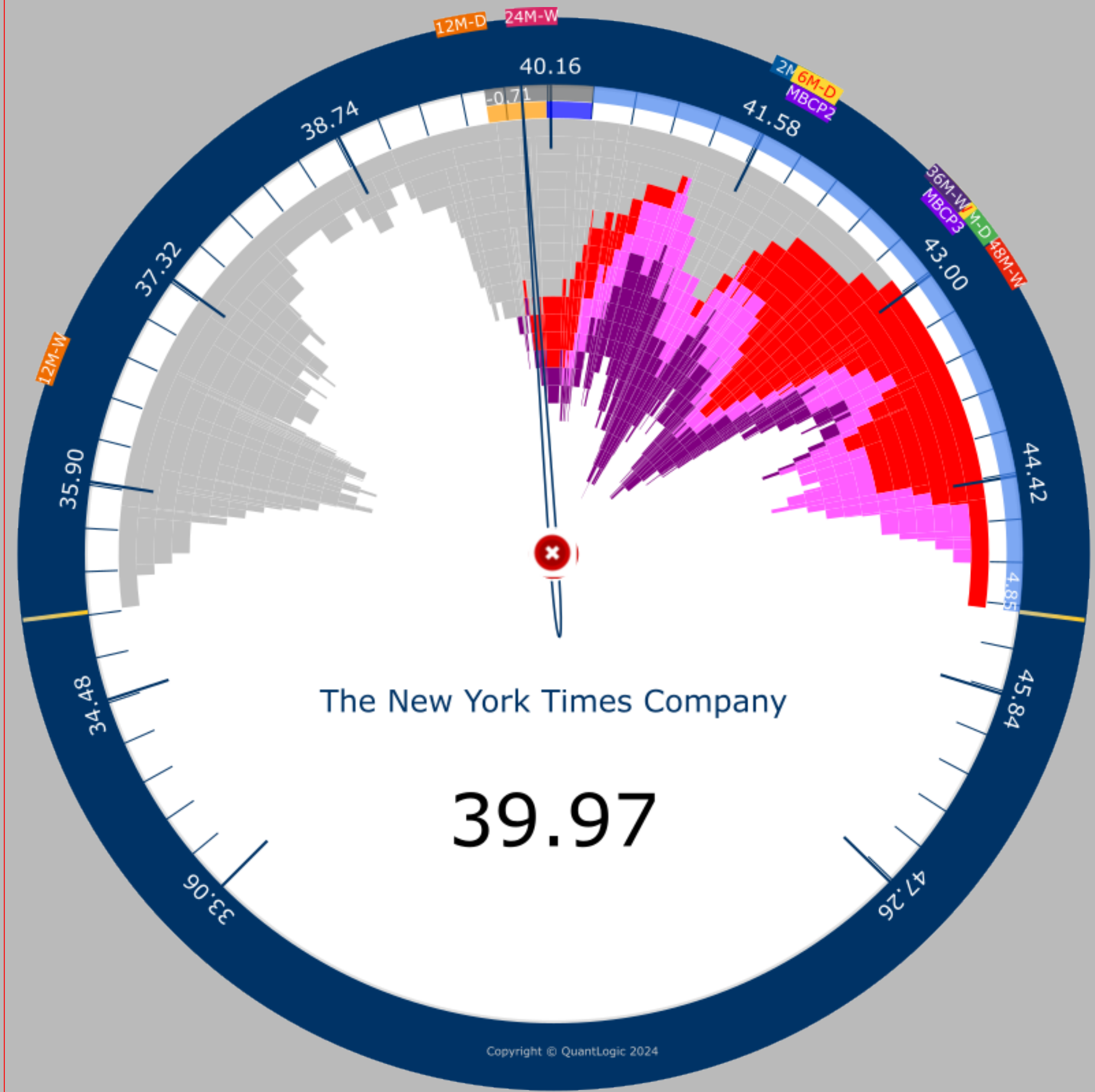
MBCP1	32.9	MBCP2	41.6
MBCP3	42.6		

Color Key (Monthly)

Aug 2023	Sep 2023
Oct 2023	



01 Aug 2023 - 27 Oct 2023



01 May 2023 - 27 Oct 2023

3 Months Daily Monthly Last 3 3 Months

27 Oct 2023 6 Months Daily

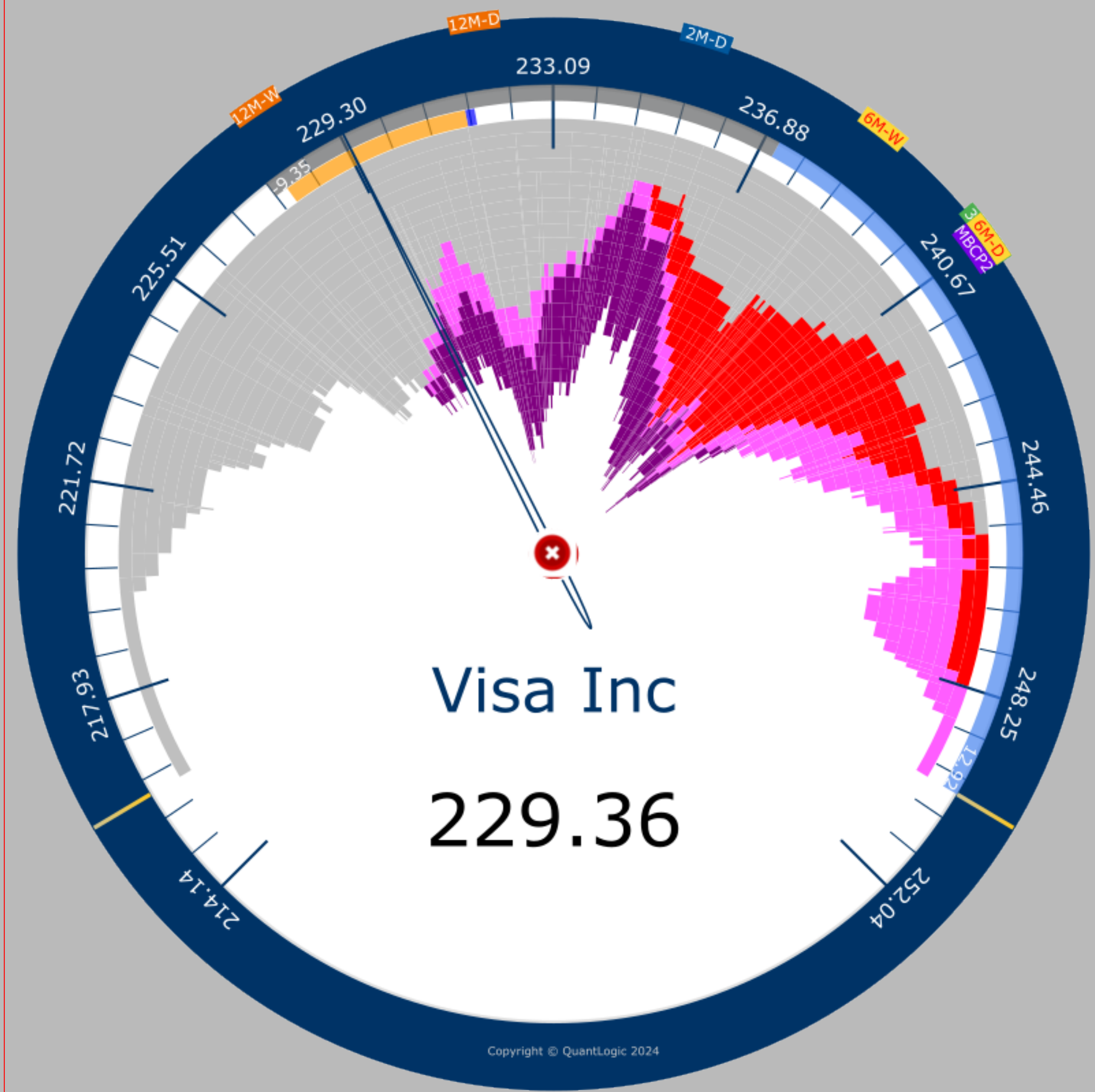
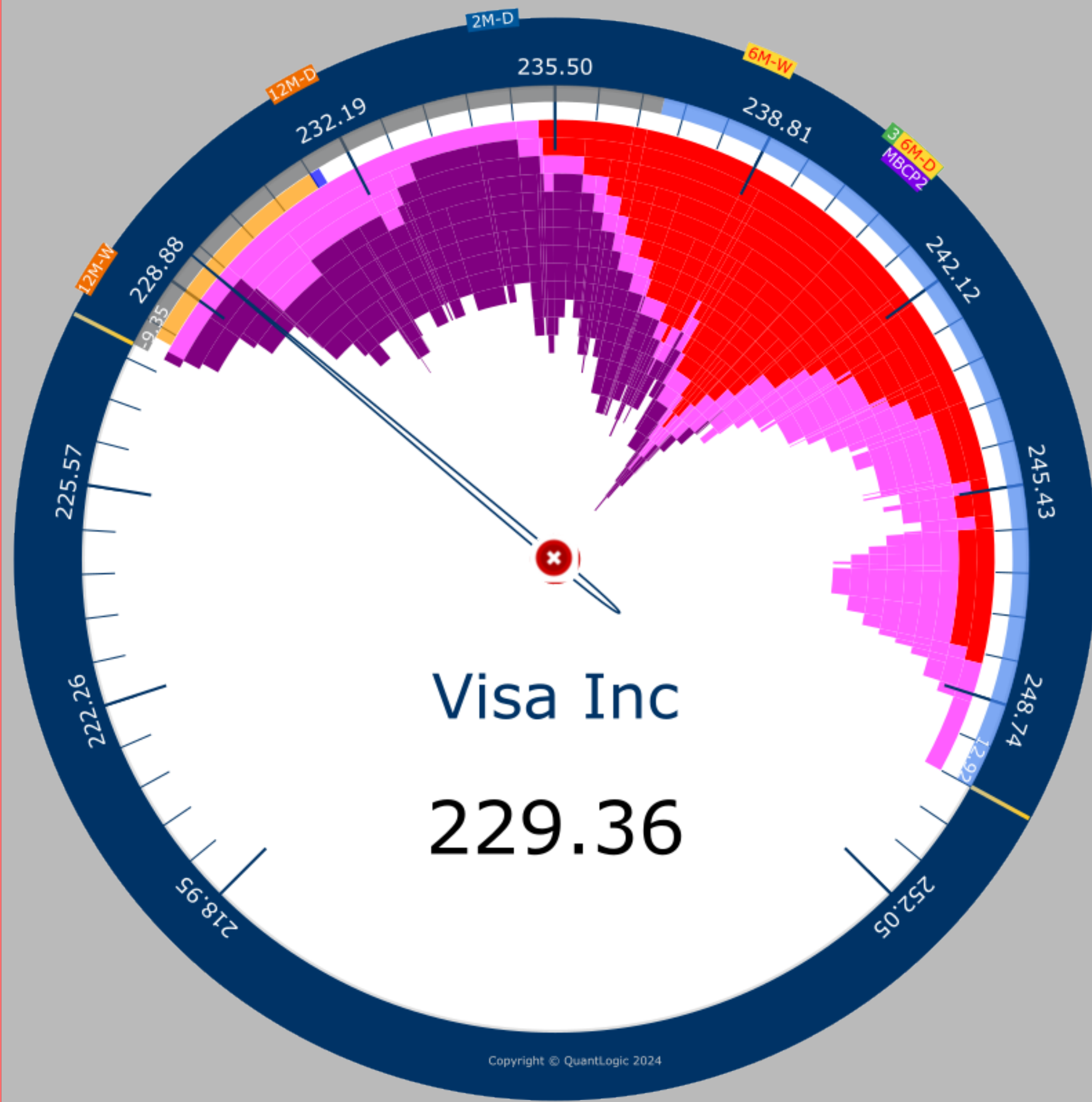
Sector Information: SEC Communication Services IND Media SYM NYT

Speedo settings: 3 Months Daily Speedo Vs 6 Months Daily Speedo and last 3 months price flow color keyed.

Pattern Entry Rules: The recent low coincided with west side of the 12MD BCP.

3 Months O: 237.14 H: 250.06 L: 227.78 C: 229.36

6 Months - O: 232.87 H: 250.06 L: 216.14 C: 229.36



01 Aug 2023 - 27 Oct 2023

01 May 2023 - 27 Oct 2023

3 Months Daily Monthly Last 3 3 Months

27 Oct 2023 6 Months Daily

Pattern Information
 Quant West 1 (QW1)
 Serial No. 7 / 75
 Entry Date : 27-Oct-23 04:00 PM
 Entry Price : 229.36
 Key Indicators : BCP and Recent low

Bell Curve Peak (BCPs)

2M-D	235.03	3M-D	240.32
3M-W	240.12	6M-D	240.31
6M-W	238.02	12M-D	232.29
12M-W	228.76	24M-W	210.78
36M-W	209.76	48M-W	209.76
60M-W	209.76	72M-W	209.76
84M-W	209.76		

Multiple Bell Curve Peak (MBCPs)

MBCP1	209.9	MBCP2	240.3
-------	-------	-------	-------

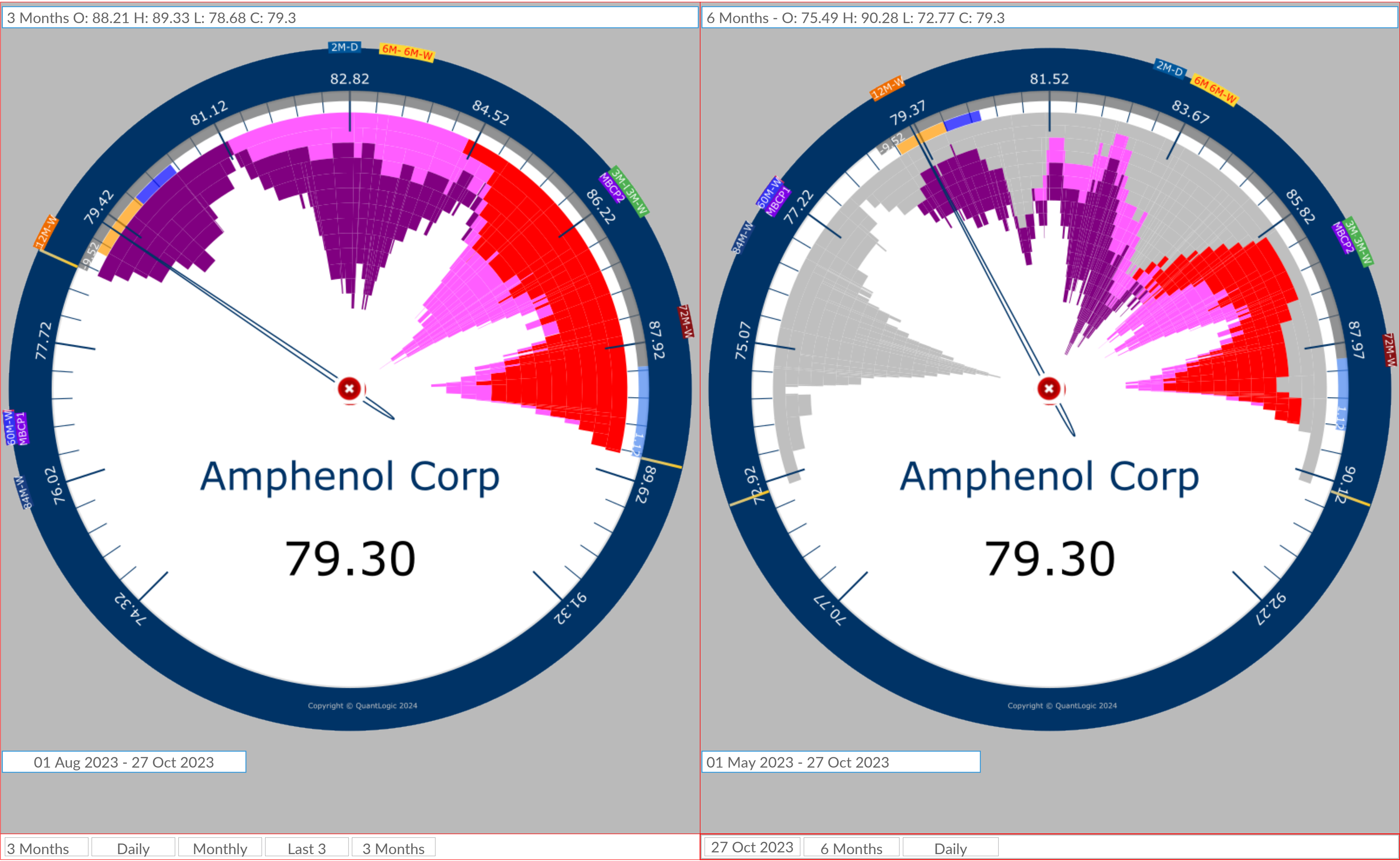
Color Key (Monthly)

Aug 2023 (Red) Sep 2023 (Pink) Oct 2023 (Purple)

Sector Information: SEC Information Technology IND IT Services SYM V

Speedo settings: 3 Months Daily Speedo Vs 6 Months Daily Speedo and last 3 months price flow color keyed.

Pattern Entry Rules: The recent low coincided with west side of the 12MD BCP.



Pattern Information
 Quant West 1 (QW1)
 Serial No. 8 / 75
 Entry Date : 27-Oct-23 04:00 PM
 Entry Price : 79.3
 Key Indicators : BCP and Recent low

Bell Curve Peak (BCPs)

2M-D	82.94	3M-D	86.31
3M-W	86.57	6M-D	83.48
6M-W	83.72	12M-D	79.03
12M-W	79.06	24M-W	76.94
36M-W	76.92	48M-W	76.92
60M-W	76.92	72M-W	87.95
84M-W	76.23		

Multiple Bell Curve Peak (MBCPs)

MBCP1	76.9	MBCP2	86.3
-------	------	-------	------

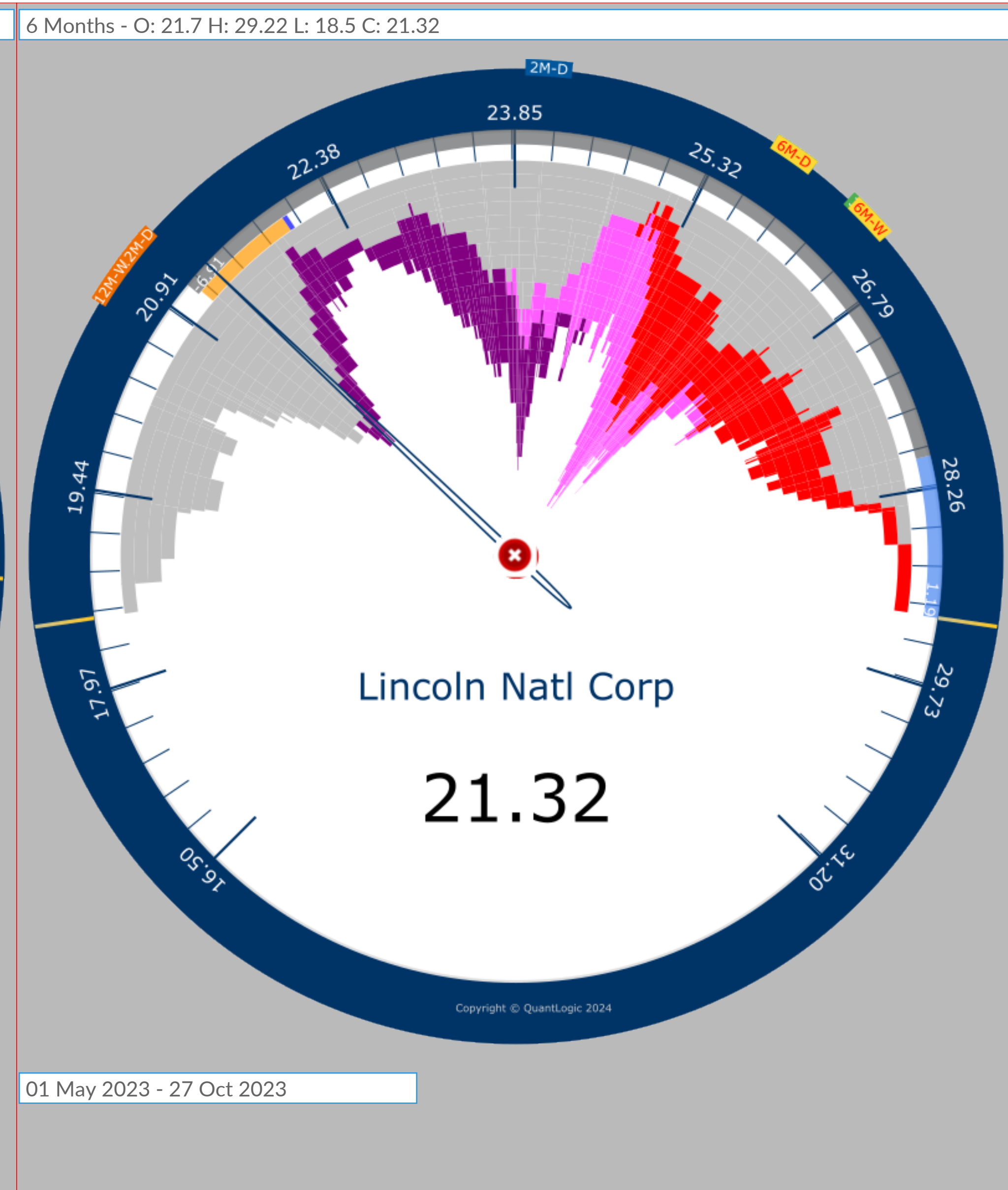
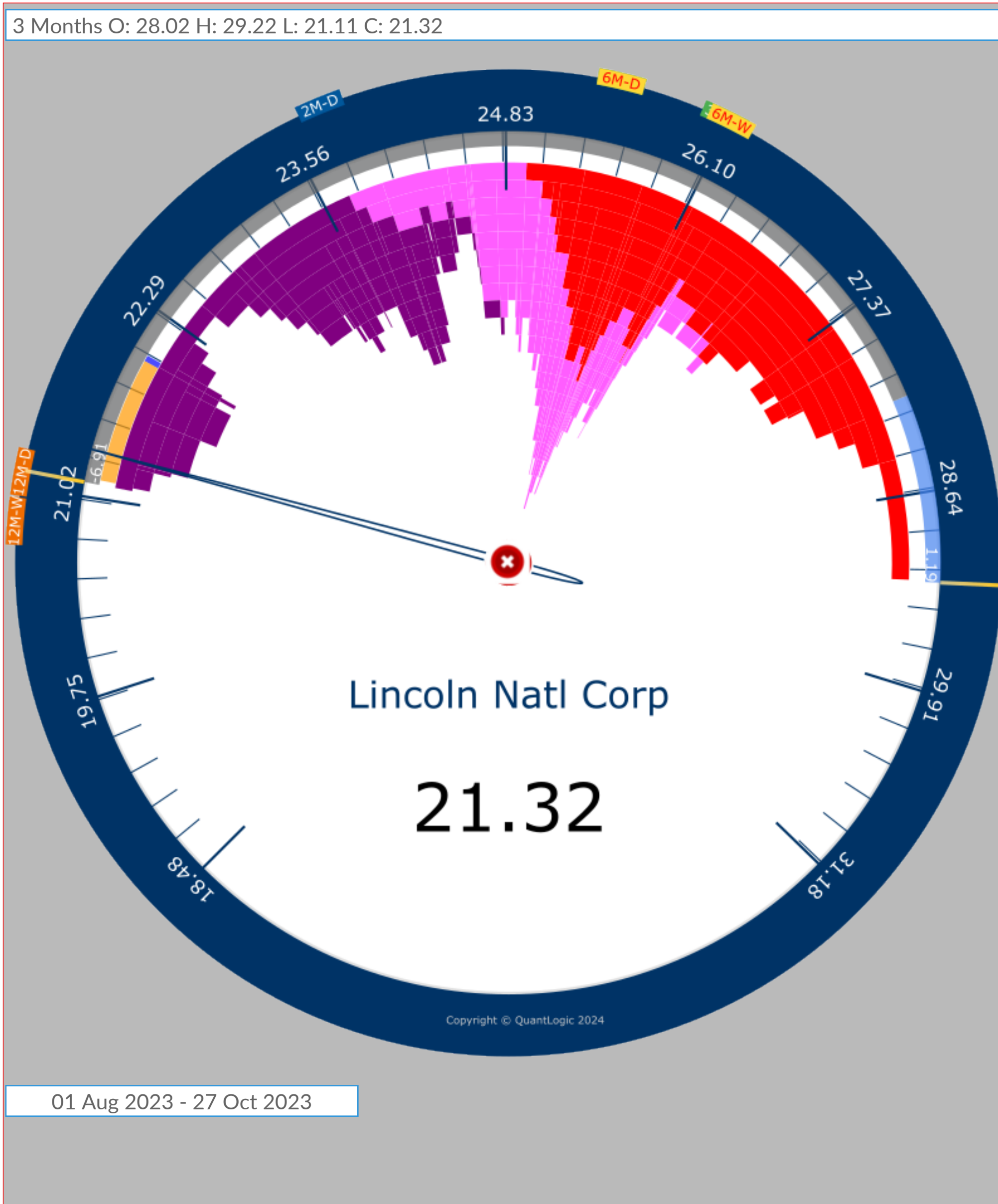
Color Key (Monthly)

Aug 2023 Sep 2023
 Oct 2023

Sector Information: SEC Information Technology IND Electronic Equipment, Instruments & Components SYM APH

Speedo settings: 3 Months Daily Speedo Vs 6 Months Daily Speedo and last 3 months price flow color keyed.

Pattern Entry Rules: The recent low coincided with west side of the 12MD BCP.



Pattern Information

Quant West 1 (QW1)

Serial No. 9 / 75

Entry Date : 27-Oct-23 04:00 PM

Entry Price : 21.32

Key Indicators : BCP and Recent low

Bell Curve Peak (BCPs)

2M-D	23.92	3M-D	25.6
3M-W	26.2	6M-D	25.6
6M-W	26.24	12M-D	21.23
12M-W	20.96	24M-W	47.6
36M-W	67.84	48M-W	67.84
60M-W	62.78	72M-W	65.31
84M-W	65.34		

Multiple Bell Curve Peak (MBCPs)

Color Key (Monthly)

- Aug 2023
- Sep 2023
- Oct 2023

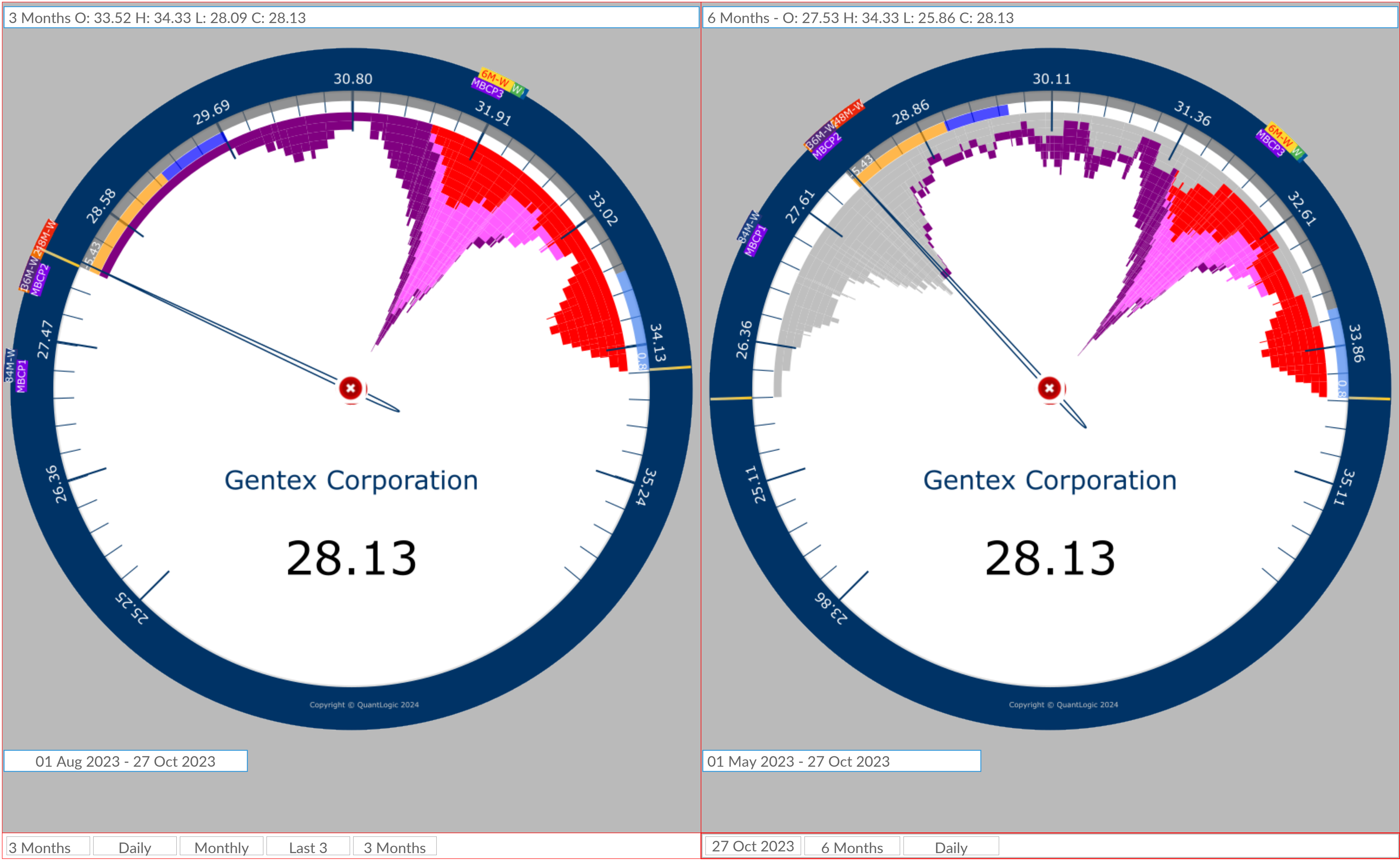
3 Months Daily Monthly Last 3 3 Months

27 Oct 2023 6 Months Daily

Sector Information: SEC Financials IND Insurance SYM LNC

Speedo settings: 3 Months Daily Speedo Vs 6 Months Daily Speedo and last 3 months price flow color keyed.

Pattern Entry Rules: The recent low coincided with west side of the 12MD BCP.



Sector Information: SEC Consumer Discretionary IND Auto Components SYM GNTX

Speedo settings: 3 Months Daily Speedo Vs 6 Months Daily Speedo and last 3 months price flow color keyed.

Pattern Entry Rules: The recent low coincided with west side of the 12MD BCP.

3 Months O: 131.91 H: 138.64 L: 125.68 C: 129.45

6 Months - O: 122 H: 138.64 L: 117.18 C: 129.45

Pattern Information

Quant West 1 (QW1)

Serial No. 11 / 75

Entry Date : 30-Oct-23 04:00 PM

Entry Price : 129.45

Key Indicators : BCP and Recent low

Bell Curve Peak (BCPs)

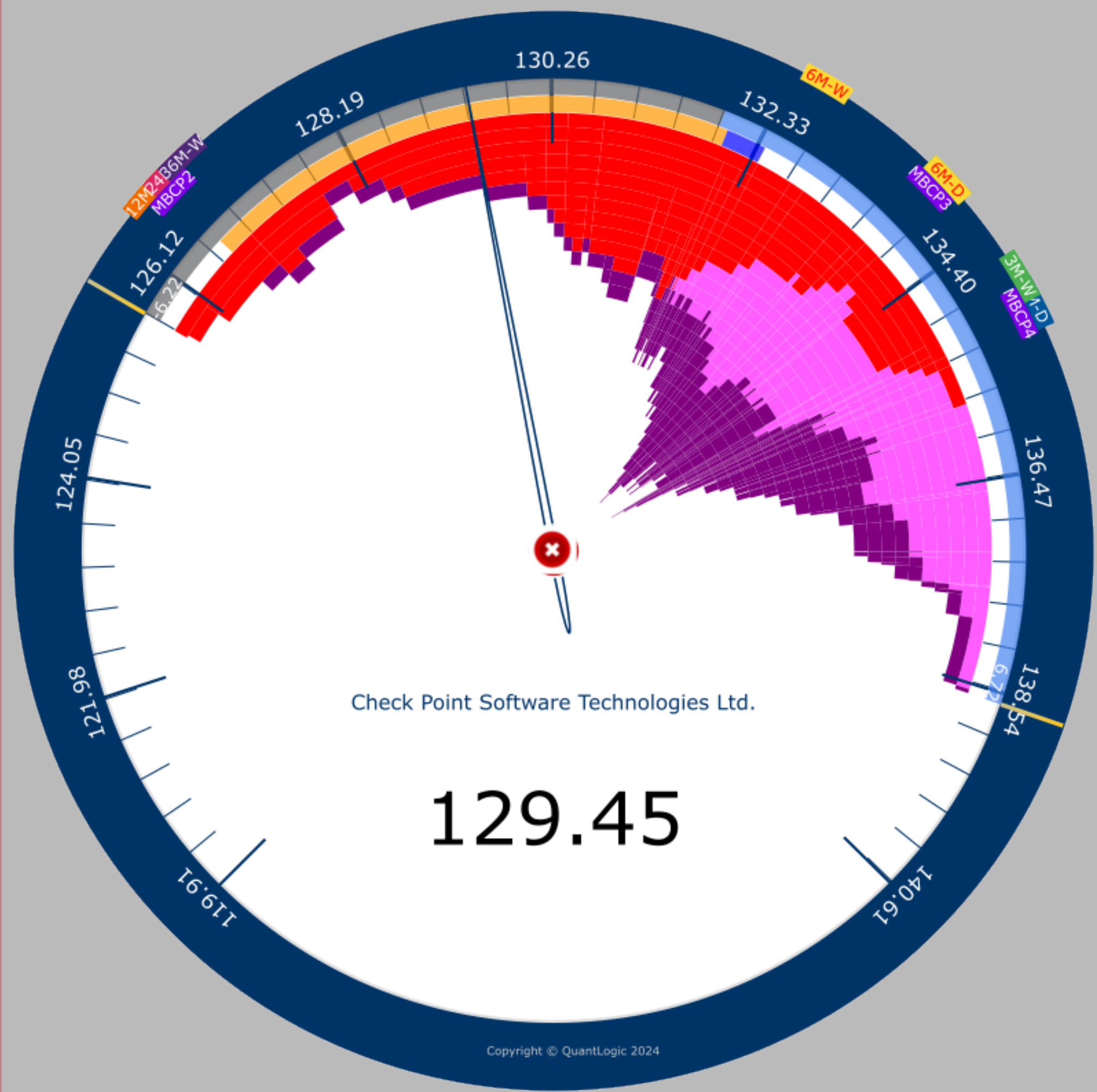
2M-D	134.88	3M-D	133.65
3M-W	134.63	6M-D	133.65
6M-W	132.39	12M-D	126.74
12M-W	126.74	24M-W	126.99
36M-W	127.16	48M-W	118.59
60M-W	118.59	72M-W	118.59
84M-W	118.59		

Multiple Bell Curve Peak (MBCPs)

MBCP1	118.6	MBCP2	126.9
MBCP3	133.6	MBCP4	134.9

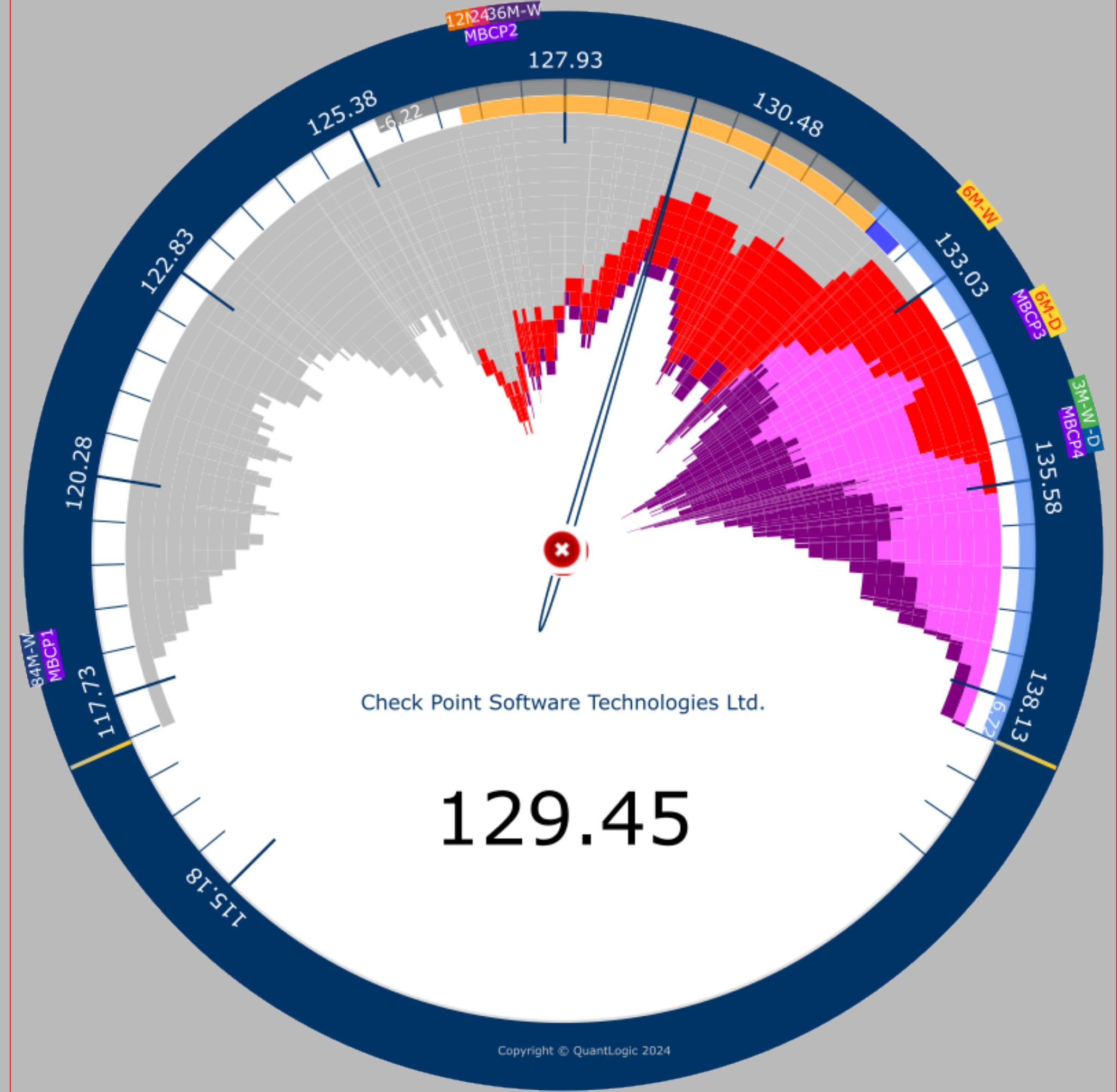
Color Key (Monthly)

Aug 2023	Sep 2023
Oct 2023	



01 Aug 2023 - 30 Oct 2023

3 Months Daily Monthly Last 3 3 Months



01 May 2023 - 30 Oct 2023

30 Oct 2023 6 Months Daily

Sector Information: SEC Information Technology IND Software SYM CHKP

Speedo settings: 3 Months Daily Speedo Vs 6 Months Daily Speedo and last 3 months price flow color keyed.

Pattern Entry Rules: The recent low coincided with west side of the 12MD BCP.

3 Months O: 39.28 H: 43.3 L: 37.95 C: 39.2

6 Months - O: 37.41 H: 43.3 L: 36.41 C: 39.2

Pattern Information

Quant West 1 (QW1)

Serial No. 12 / 75

Entry Date : 30-Oct-23 04:00 PM

Entry Price : 39.2

Key Indicators : BCP and Recent low

Bell Curve Peak (BCPs)

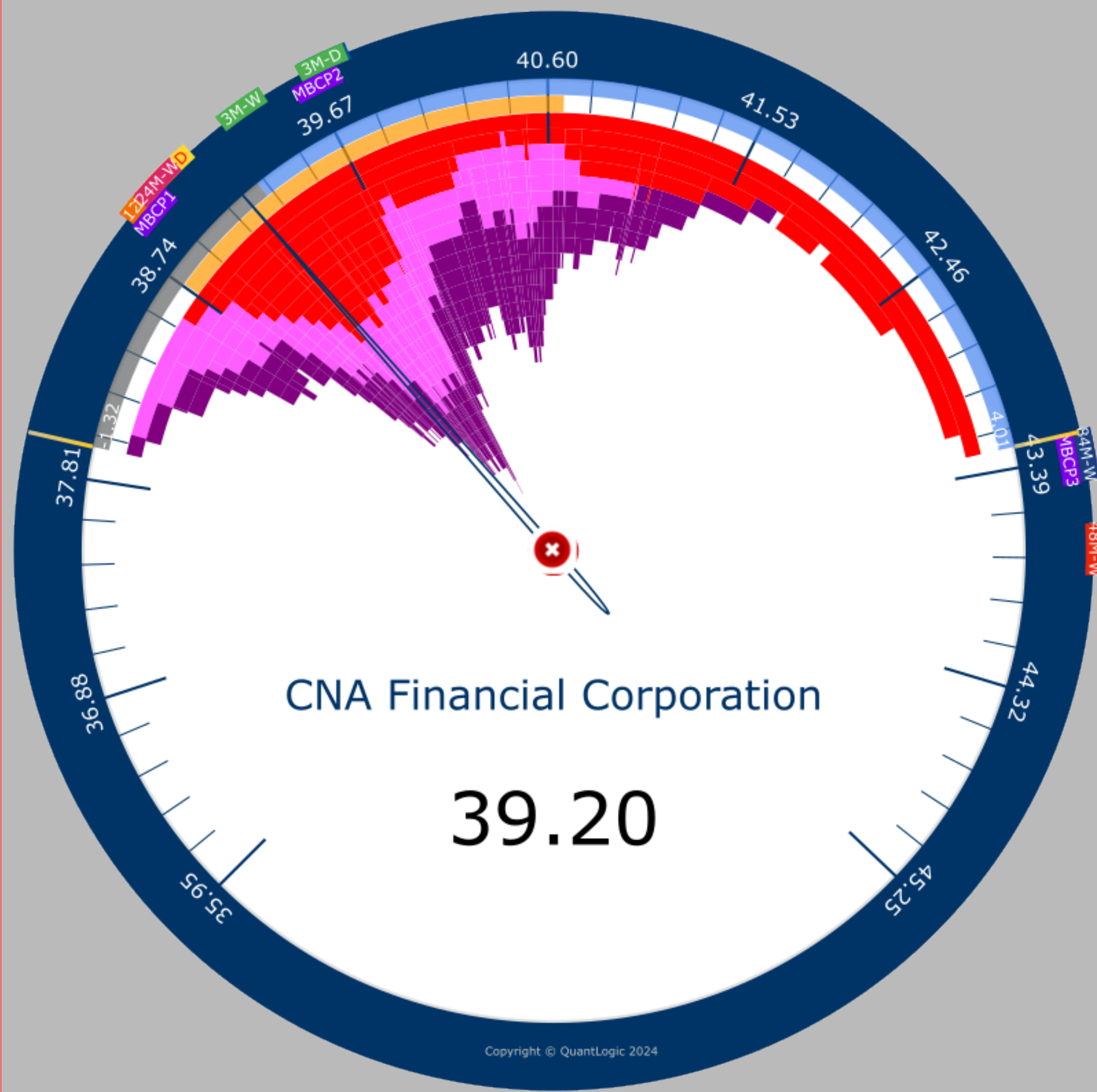
2M-D	39.66	3M-D	39.65
3M-W	39.31	6M-D	39.16
6M-W	39.07	12M-D	39.01
12M-W	39.07	24M-W	39.09
36M-W	43.64	48M-W	43.64
60M-W	43.29	72M-W	43.29
84M-W	43.29		

Multiple Bell Curve Peak (MBCPs)

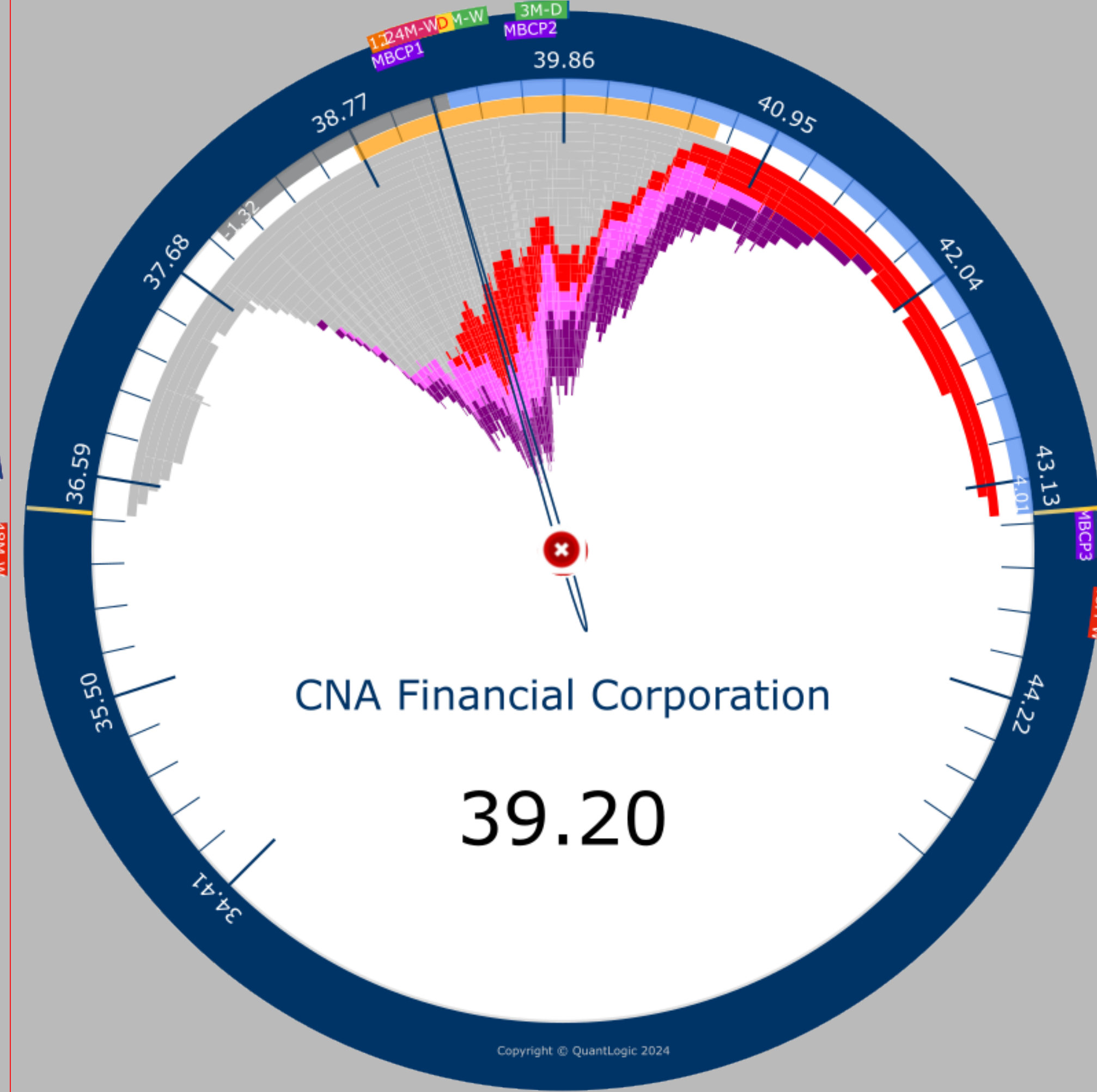
MBCP1	39	MBCP2	39.6
MBCP3	43.3		

Color Key (Monthly)

Aug 2023	Sep 2023
Oct 2023	



01 Aug 2023 - 30 Oct 2023



01 May 2023 - 30 Oct 2023

3 Months Daily Monthly Last 3 3 Months

30 Oct 2023 6 Months Daily

Sector Information: SEC Financials IND Insurance SYM CNA

Speedo settings: 3 Months Daily Speedo Vs 6 Months Daily Speedo and last 3 months price flow color keyed.

Pattern Entry Rules: The recent low coincided with west side of the 12MD BCP.

3 Months O: 107.73 H: 109.41 L: 64.99 C: 65.32

6 Months - O: 74.89 H: 111.35 L: 64.99 C: 65.32

Pattern Information

Quant West 1 (QW1)

Serial No. 13 / 75

Entry Date : 30-Oct-23 04:00 PM

Entry Price : 65.32

Key Indicators : BCP and Recent low

Bell Curve Peak (BCPs)

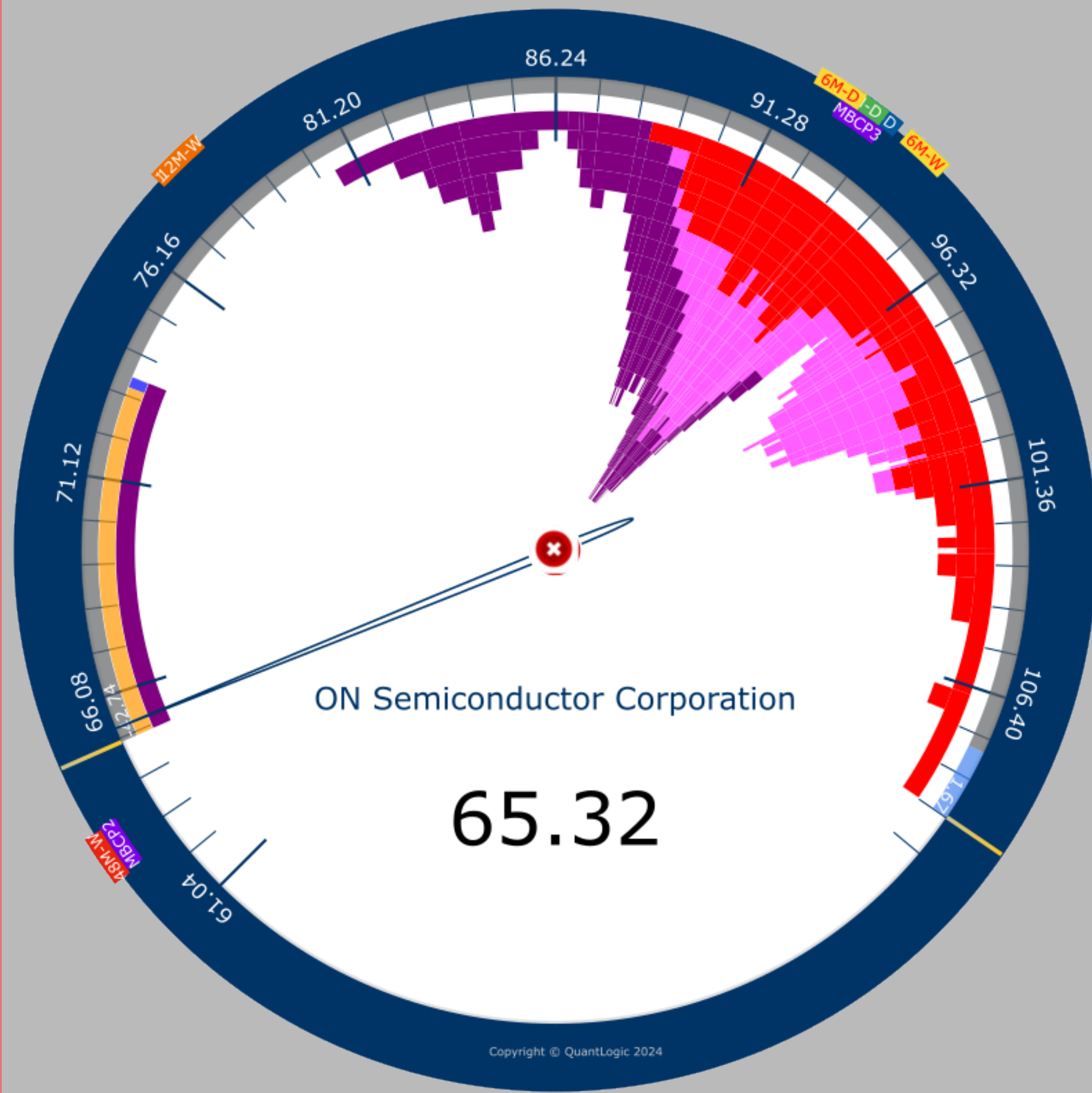
2M-D	93.54	3M-D	93.18
3M-W	94.75	6M-D	92.65
6M-W	94.75	12M-D	78.47
12M-W	78.58	24M-W	63.54
36M-W	63.54	48M-W	63.54
60M-W	21.27	72M-W	21.3
84M-W	21.3		

Multiple Bell Curve Peak (MBCPs)

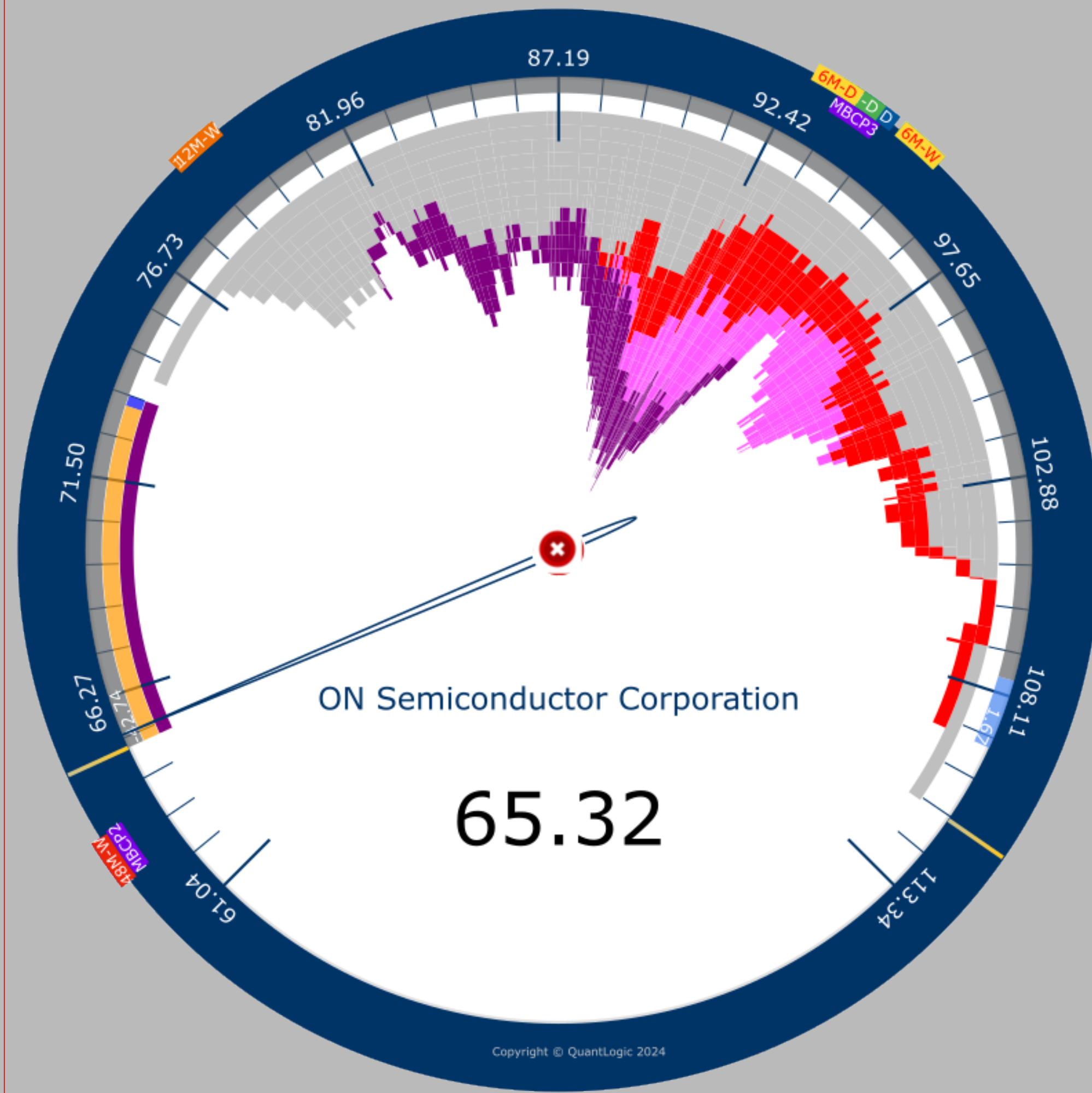
MBCP1	21.3	MBCP2	63.6
MBCP3	93.3		

Color Key (Monthly)

Aug 2023	Sep 2023
Oct 2023	



01 Aug 2023 - 30 Oct 2023



01 May 2023 - 30 Oct 2023

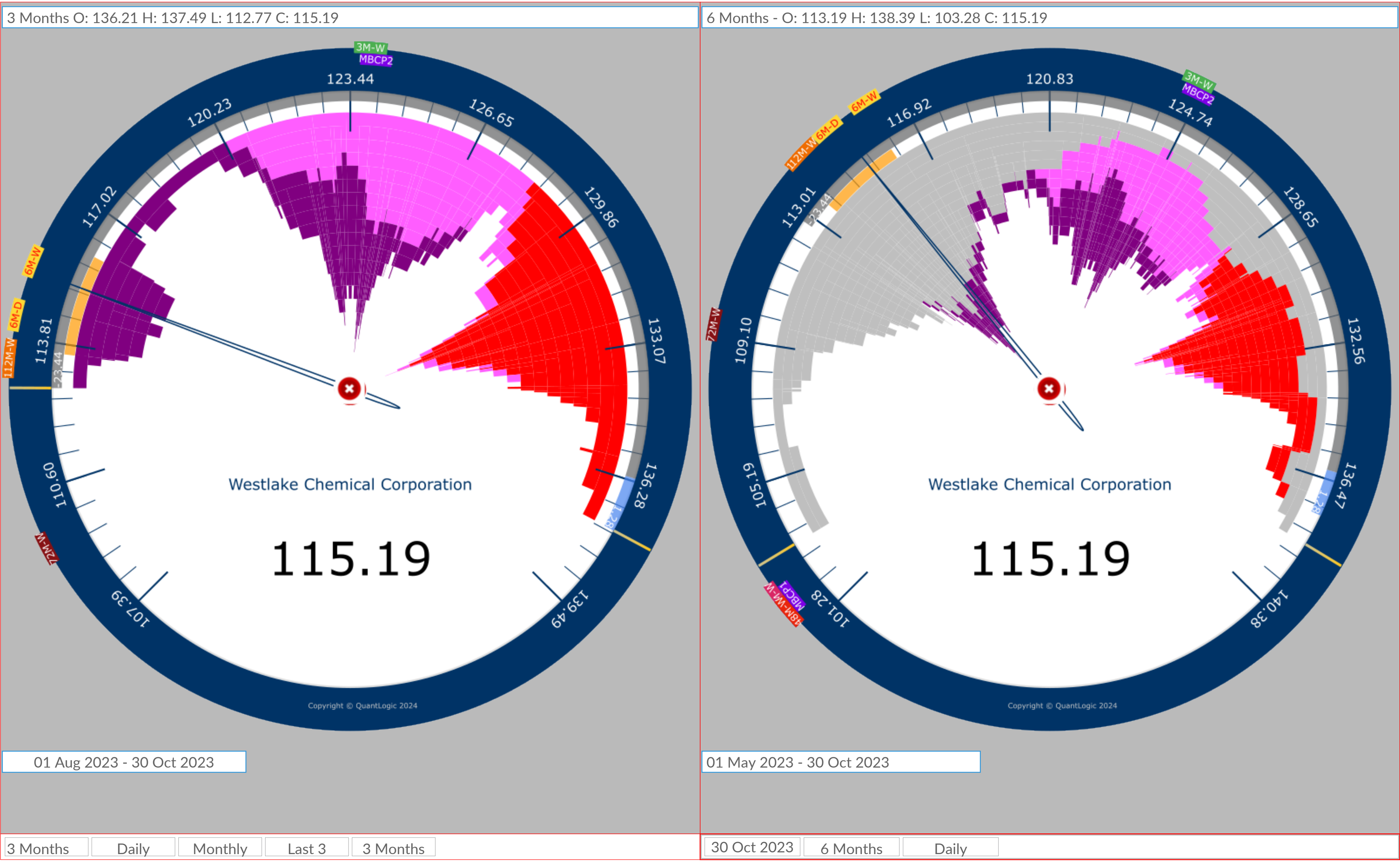
3 Months Daily Monthly Last 3 3 Months

30 Oct 2023 6 Months Daily

Sector Information: SEC Information Technology IND Semiconductors & Semiconductor Equipment SYM ON

Speedo settings: 3 Months Daily Speedo Vs 6 Months Daily Speedo and last 3 months price flow color keyed.

Pattern Entry Rules: The recent low coincided with west side of the 12MD BCP.



Pattern Information

Quant West 1 (QW1)

Serial No. 14 / 75

Entry Date : 30-Oct-23 04:00 PM

Entry Price : 115.19

Key Indicators : BCP and Recent low

Bell Curve Peak (BCPs)

2M-D	124.18	3M-D	124.18
3M-W	124.17	6M-D	114.56
6M-W	115.68	12M-D	113.62
12M-W	113.75	24M-W	102.79
36M-W	102.35	48M-W	102.35
60M-W	68.68	72M-W	109.78
84M-W	64.13		

Multiple Bell Curve Peak (MBCPs)

MBCP1	102.6	MBCP2	124.3
-------	-------	-------	-------

Color Key (Monthly)

Aug 2023	Sep 2023
Oct 2023	

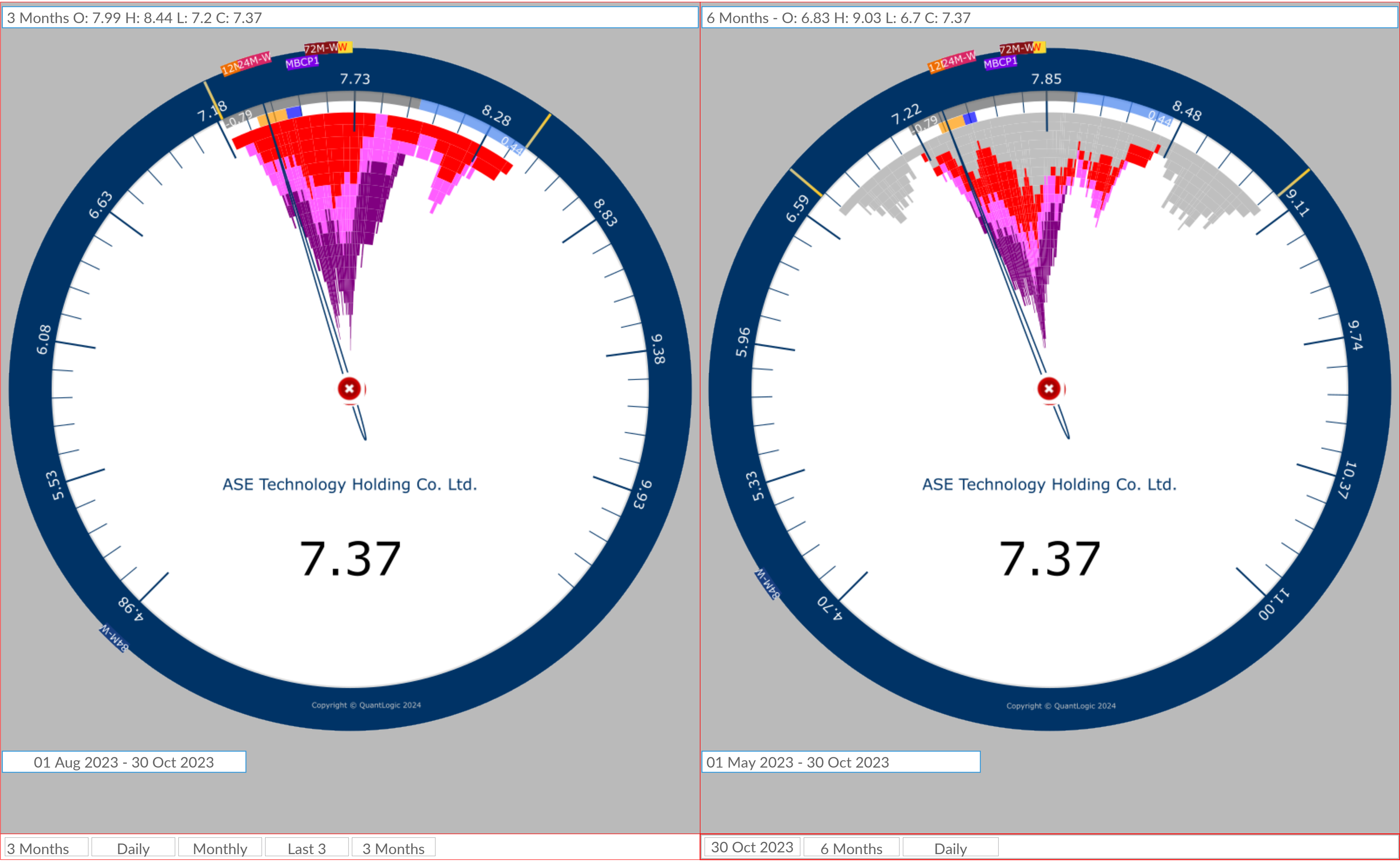
3 Months Daily Monthly Last 3 3 Months

30 Oct 2023 6 Months Daily

Sector Information: SEC Materials IND Chemicals SYM WLK

Speedo settings: 3 Months Daily Speedo Vs 6 Months Daily Speedo and last 3 months price flow color keyed.

Pattern Entry Rules: The recent low coincided with west side of the 12MD BCP.



Pattern Information
 Quant West 1 (QW1)
 Serial No. 15 / 75
 Entry Date : 30-Oct-23 04:00 PM
 Entry Price : 7.37
 Key Indicators : BCP and Recent low

Bell Curve Peak (BCPs)

2M-D 7.72	3M-D 7.72
3M-W 7.71	6M-D 7.72
6M-W 7.71	12M-D 7.38
12M-W 7.67	24M-W 7.44
36M-W 7.67	48M-W 7.67
60M-W 7.67	72M-W 7.67
84M-W 5.01	

Multiple Bell Curve Peak (MBCPs)

MBCP1 7.6

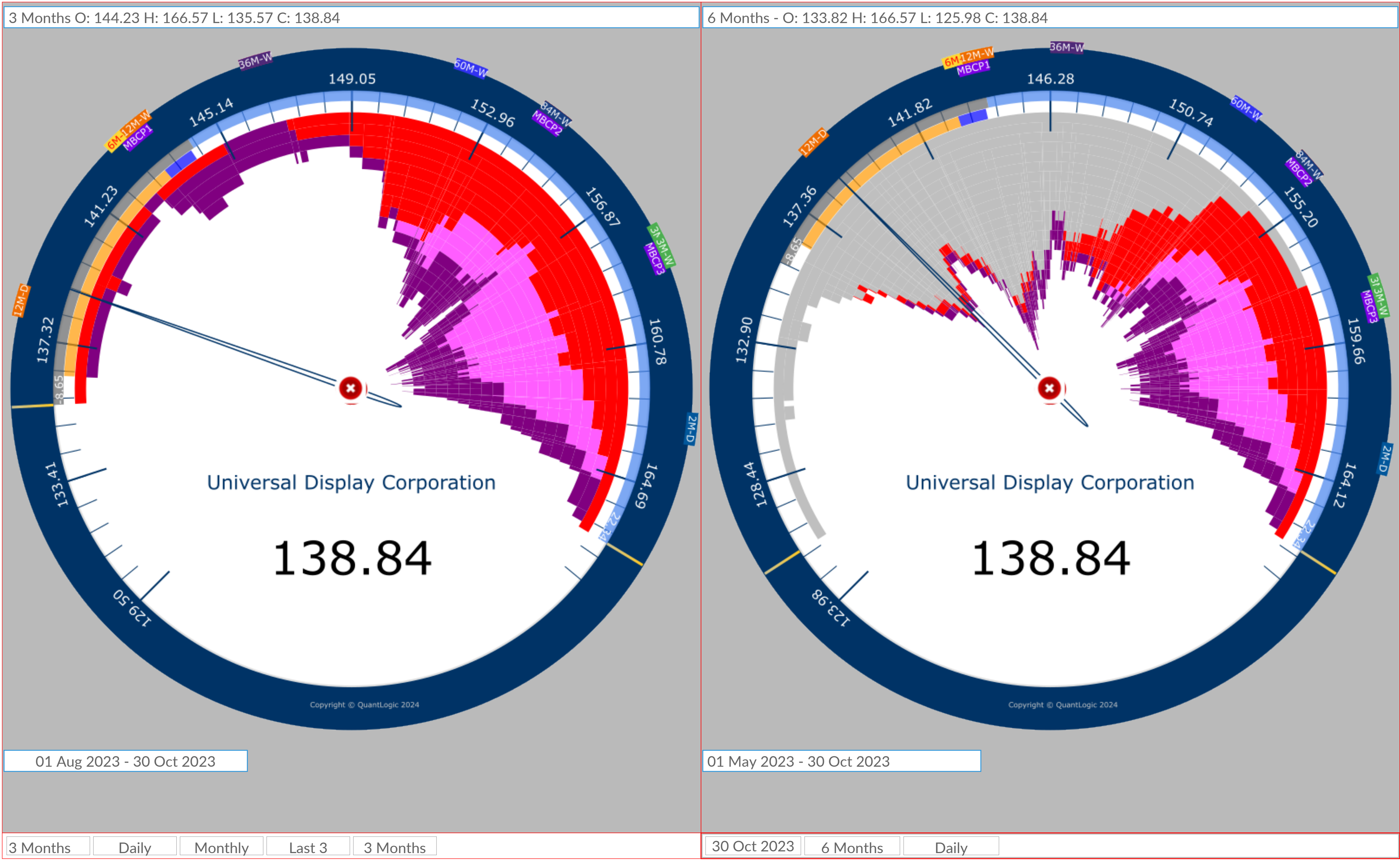
Color Key (Monthly)

Aug 2023 Sep 2023
 Oct 2023

Sector Information: **SEC** Information Technology **IND** Semiconductors & Semiconductor Equipment **SYM** ASX

Speedo settings: 3 Months Daily Speedo Vs 6 Months Daily Speedo and last 3 months price flow color keyed.

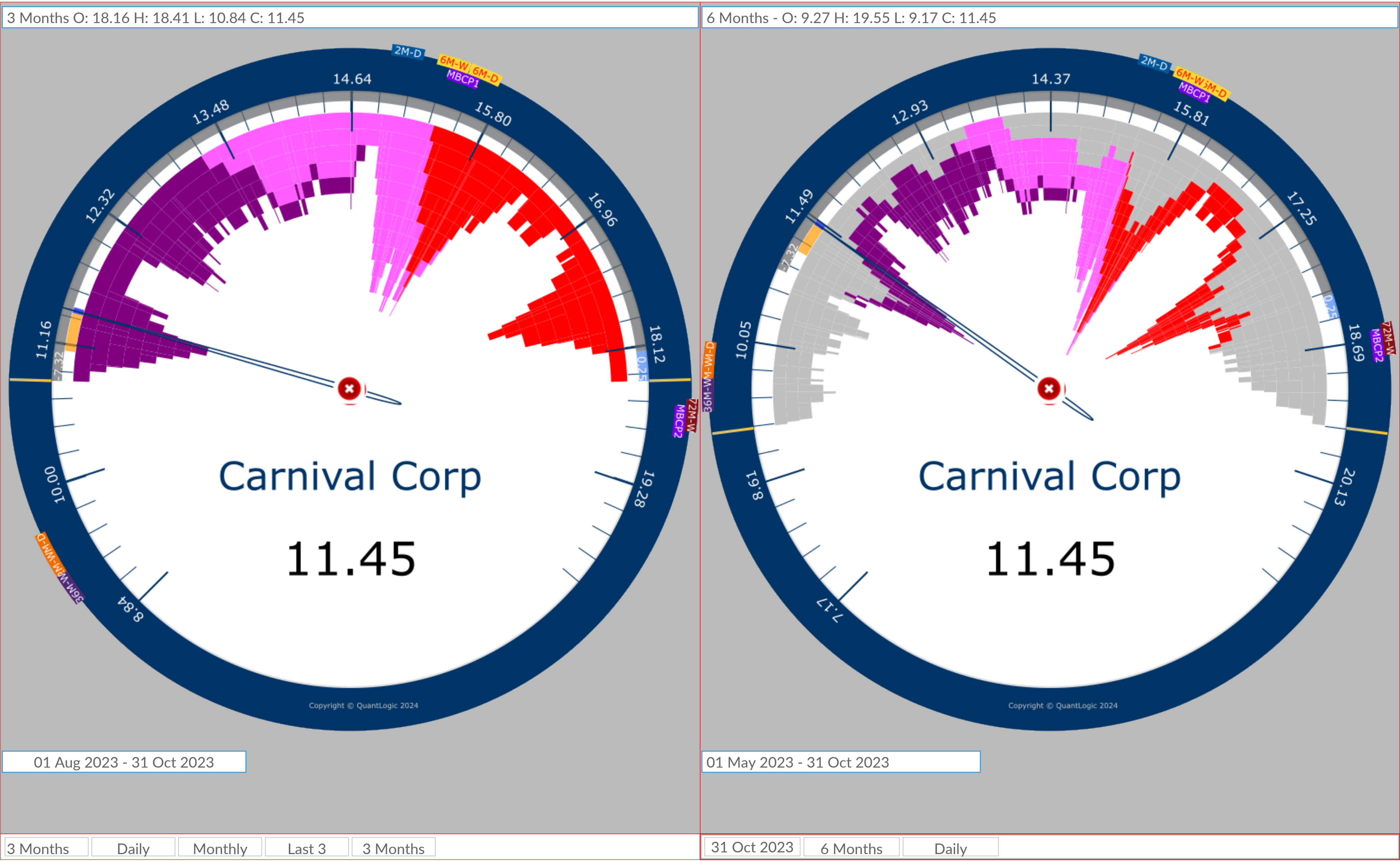
Pattern Entry Rules: The recent low coincided with west side of the 12MD BCP.



Sector Information: SEC Information Technology IND Semiconductors & Semiconductor Equipment SYM OLED

Speedo settings: 3 Months Daily Speedo Vs 6 Months Daily Speedo and last 3 months price flow color keyed.

Pattern Entry Rules: The recent low coincided with west side of the 12MD BCP.



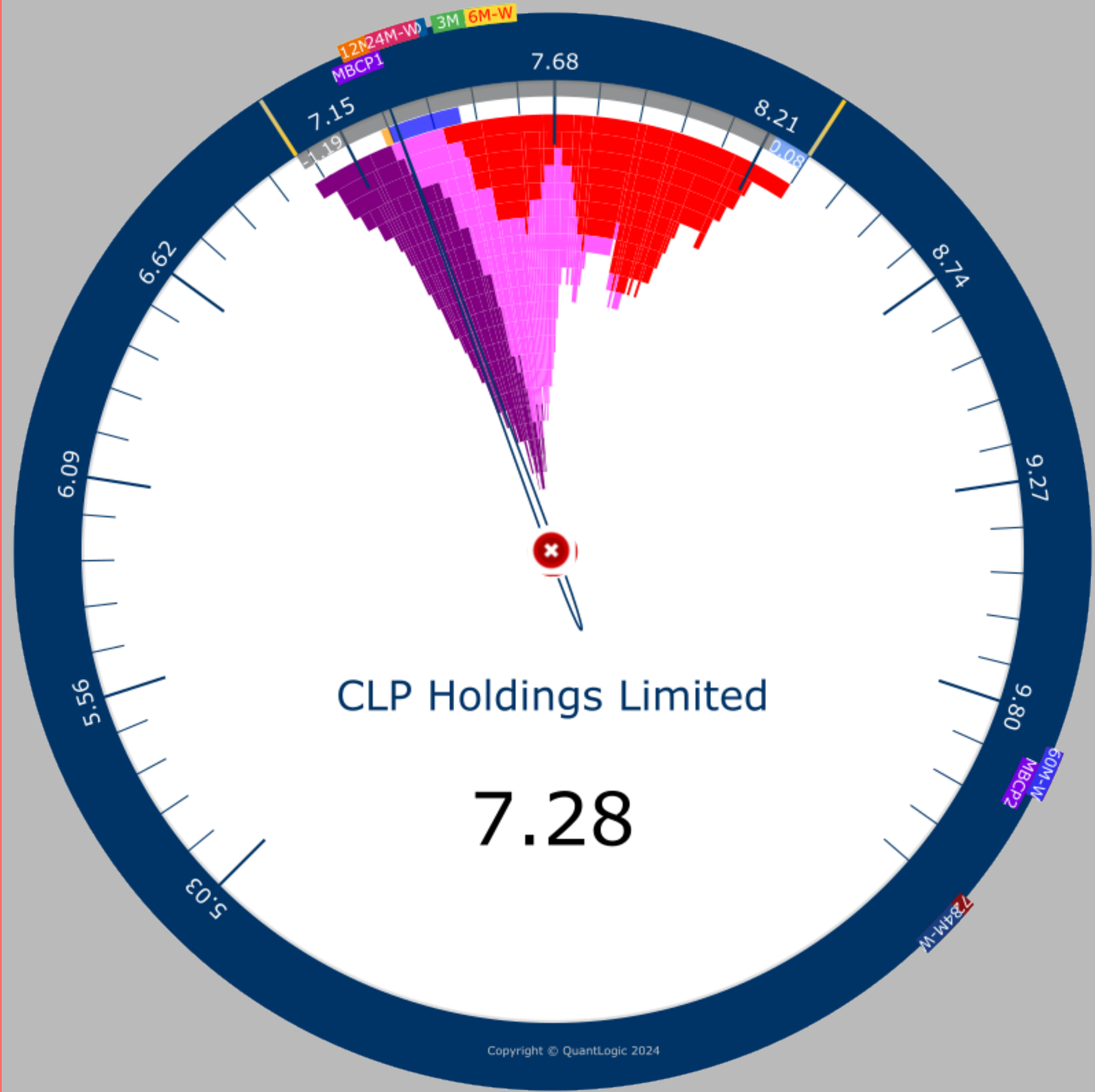
Sector Information: **SEC** Consumer Discretionary **IND** Hotels, Restaurants & Leisure **SYM** CCL

Speedo settings: 3 Months Daily Speedo Vs 6 Months Daily Speedo and last 3 months price flow color keyed.

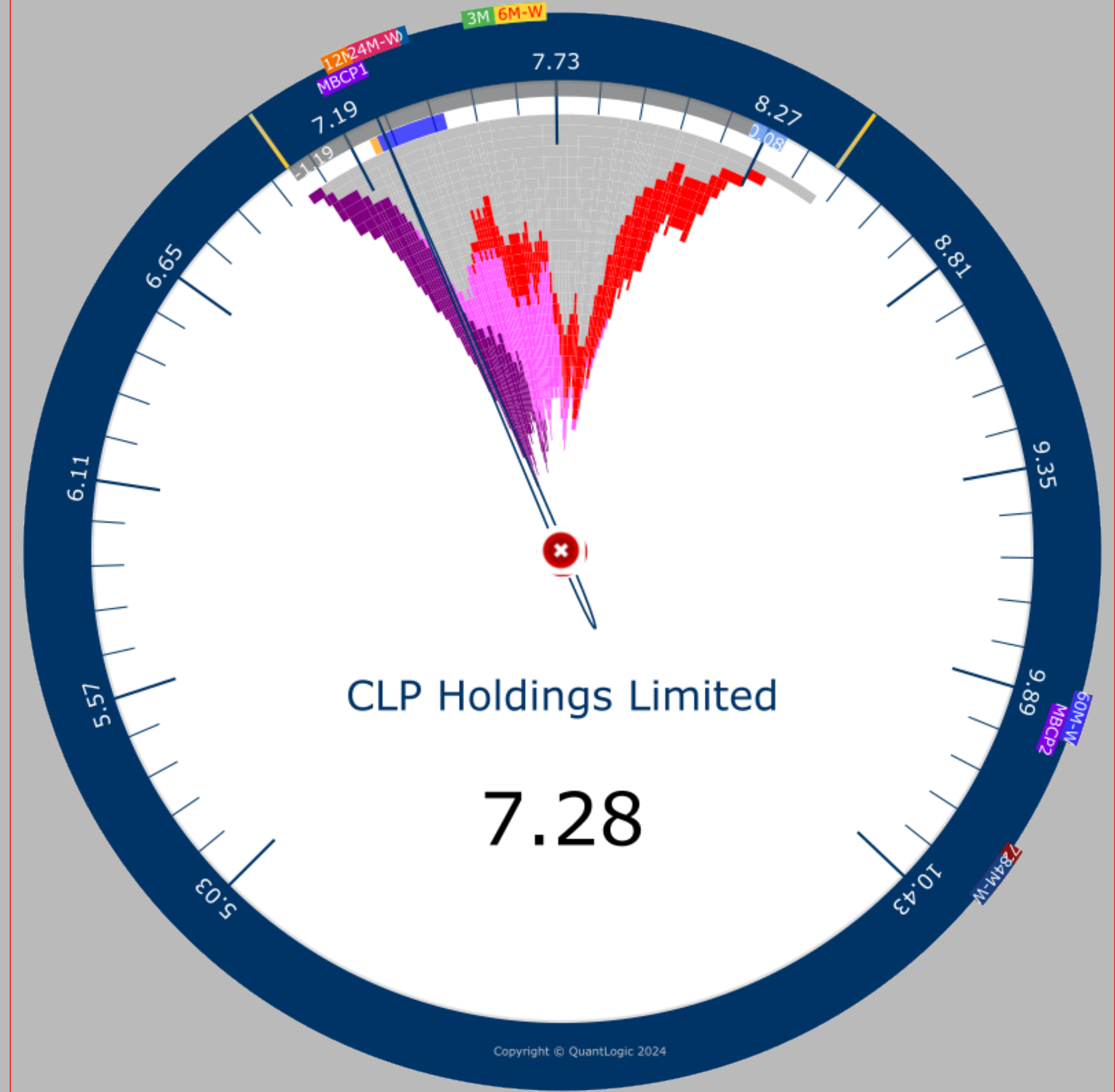
Pattern Entry Rules: The recent low coincided with west side of the 12MD BCP.

3 Months O: 8.23 H: 8.32 L: 7.0301 C: 7.28

6 Months - O: 7.48 H: 8.46 L: 7.0301 C: 7.28



01 Aug 2023 - 31 Oct 2023



01 May 2023 - 31 Oct 2023

3 Months Daily Monthly Last 3 3 Months

31 Oct 2023 6 Months Daily

Pattern Information

Quant West 1 (QW1)

Serial No. 18 / 75

Entry Date : 31-Oct-23 04:00 PM

Entry Price : 7.28

Key Indicators : BCP and Recent low

Bell Curve Peak (BCPs)

2M-D	7.41	3M-D	7.53
3M-W	7.59	6M-D	7.33
6M-W	7.6	12M-D	7.33
12M-W	7.39	24M-W	7.39
36M-W	9.86	48M-W	9.86
60M-W	9.86	72M-W	10.22
84M-W	10.25		

Multiple Bell Curve Peak (MBCPs)

MBCP1	7.3	MBCP2	9.9
-------	-----	-------	-----

Color Key (Monthly)

Aug 2023	Sep 2023
Oct 2023	

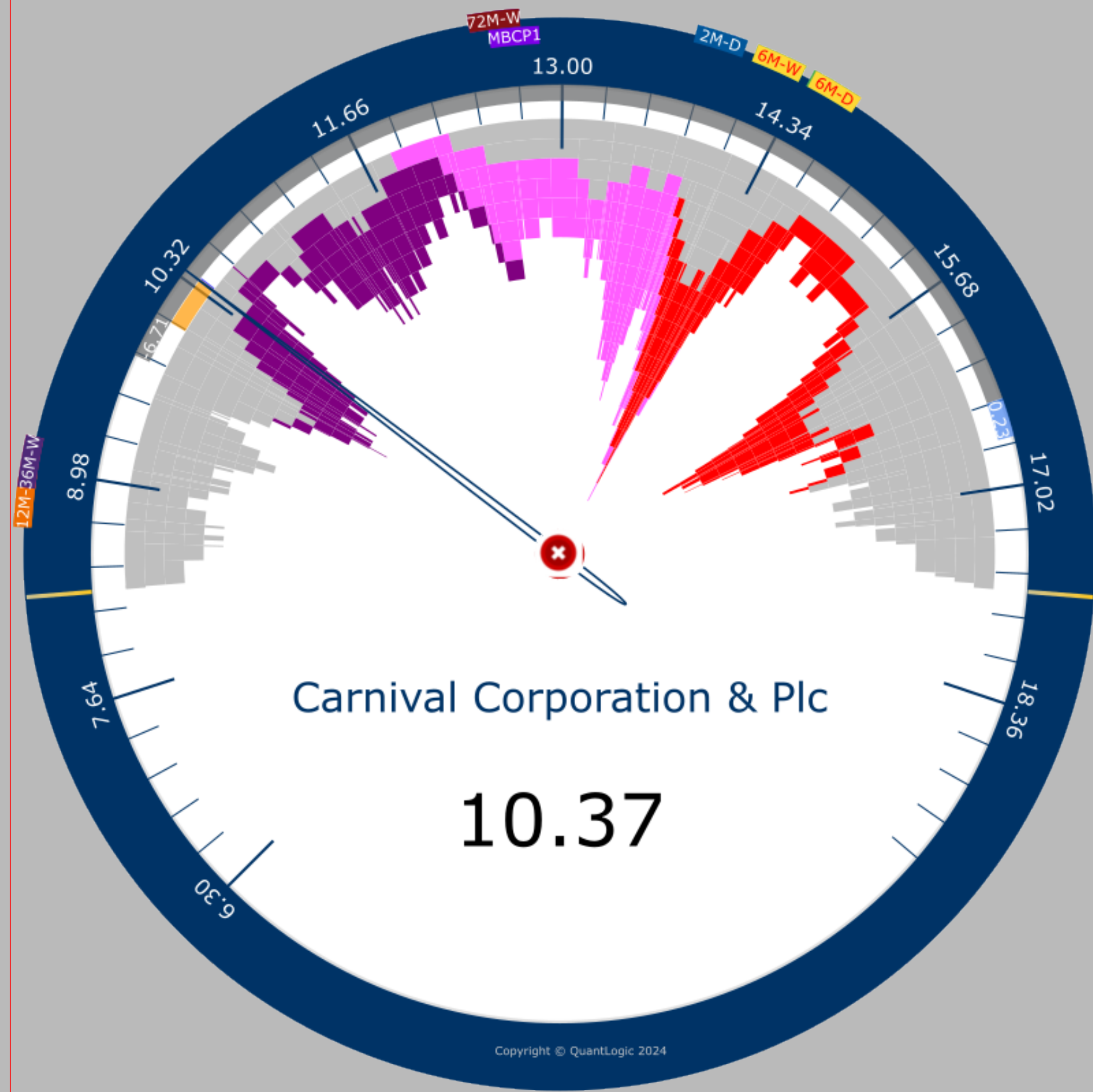
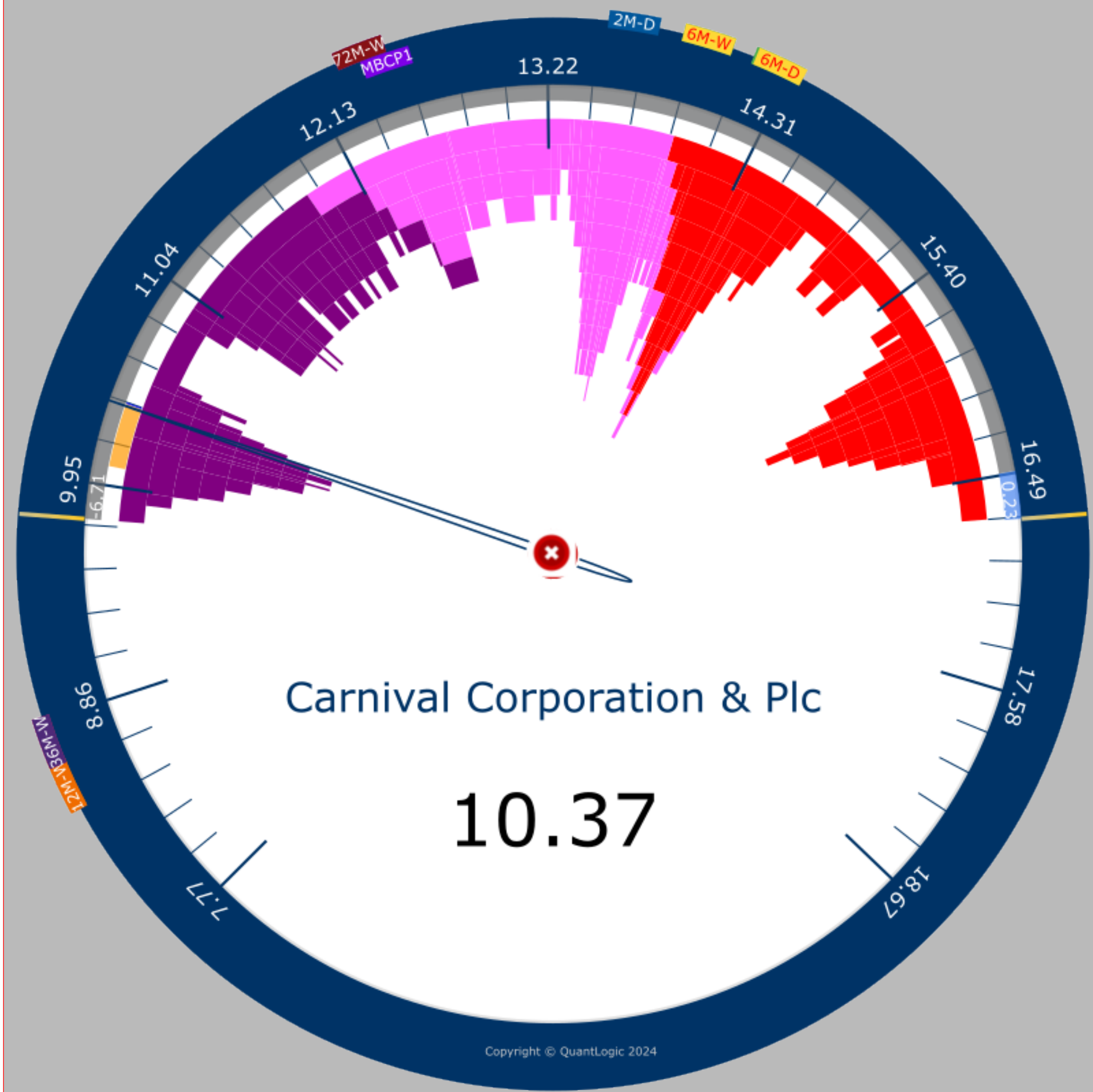
Sector Information: SEC Utilities IND Electric Utilities SYM CLPHY

Speedo settings: 3 Months Daily Speedo Vs 6 Months Daily Speedo and last 3 months price flow color keyed.

Pattern Entry Rules: The recent low coincided with west side of the 12MD BCP.

3 Months O: 16.48 H: 16.72 L: 9.77 C: 10.37

6 Months - O: 8.34 H: 17.67 L: 8.3 C: 10.37



01 Aug 2023 - 31 Oct 2023

01 May 2023 - 31 Oct 2023

3 Months Daily Monthly Last 3 3 Months

31 Oct 2023 6 Months Daily

Pattern Information

Quant West 1 (QW1)

Serial No. 19 / 75

Entry Date : 31-Oct-23 04:00 PM

Entry Price : 10.37

Key Indicators : BCP and Recent low

Bell Curve Peak (BCPs)

2M-D	13.71	3M-D	14.36
3M-W	14.04	6M-D	14.37
6M-W	14.04	12M-D	8.68
12M-W	8.67	24M-W	8.88
36M-W	8.88	48M-W	12.5
60M-W	12.5	72M-W	12.5
84M-W	66.13		

Multiple Bell Curve Peak (MBCPs)

MBCP1 12.6

Color Key (Monthly)

■ Aug 2023 ■ Sep 2023
■ Oct 2023

Sector Information: SEC Consumer Discretionary IND Hotels, Restaurants & Leisure SYM CUK

Speedo settings: 3 Months Daily Speedo Vs 6 Months Daily Speedo and last 3 months price flow color keyed.

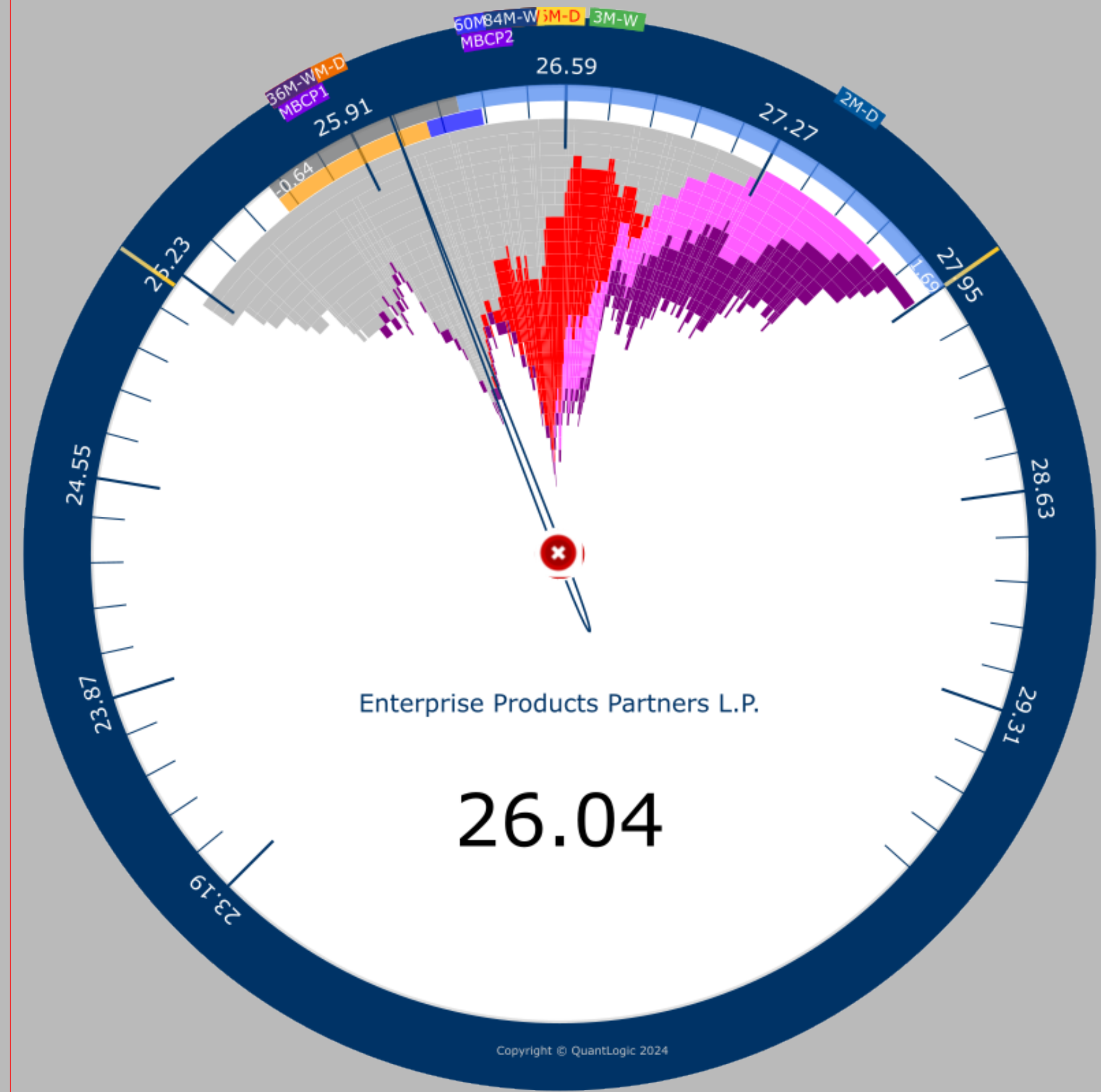
Pattern Entry Rules: The recent low coincided with west side of the 12MD BCP.

3 Months O: 26.25 H: 27.95 L: 25.61 C: 26.04

6 Months - O: 26.23 H: 27.95 L: 25.19 C: 26.04



01 Aug 2023 - 31 Oct 2023



01 May 2023 - 31 Oct 2023

3 Months Daily Monthly Last 3 3 Months

31 Oct 2023 6 Months Daily

Pattern Information
 Quant West 1 (QW1)
 Serial No. 20 / 75
 Entry Date : 31-Oct-23 04:00 PM
 Entry Price : 26.04
 Key Indicators : BCP and Recent low

Bell Curve Peak (BCPs)

2M-D	27.35	3M-D	26.66
3M-W	26.65	6M-D	26.5
6M-W	26.39	12M-D	25.98
12M-W	25.89	24M-W	25.89
36M-W	25.89	48M-W	26.29
60M-W	26.29	72M-W	26.37
84M-W	26.37		

Multiple Bell Curve Peak (MBCPs)

MBCP1	25.9	MBCP2	26.3
-------	------	-------	------

Color Key (Monthly)

Aug 2023 Sep 2023
 Oct 2023

Sector Information: SEC Energy IND Oil, Gas & Consumable Fuels SYM EPD

Speedo settings: 3 Months Daily Speedo Vs 6 Months Daily Speedo and last 3 months price flow color keyed.

Pattern Entry Rules: The recent low coincided with west side of the 12MD BCP.

3 Months O: 546.32 H: 553.48 L: 466.23 C: 471.2

6 Months - O: 482.83 H: 564.35 L: 451.55 C: 471.2

Pattern Information

Quant West 1 (QW1)

Serial No. 21 / 75

Entry Date : 31-Oct-23 04:00 PM

Entry Price : 471.2

Key Indicators : BCP and Recent low

Bell Curve Peak (BCPs)

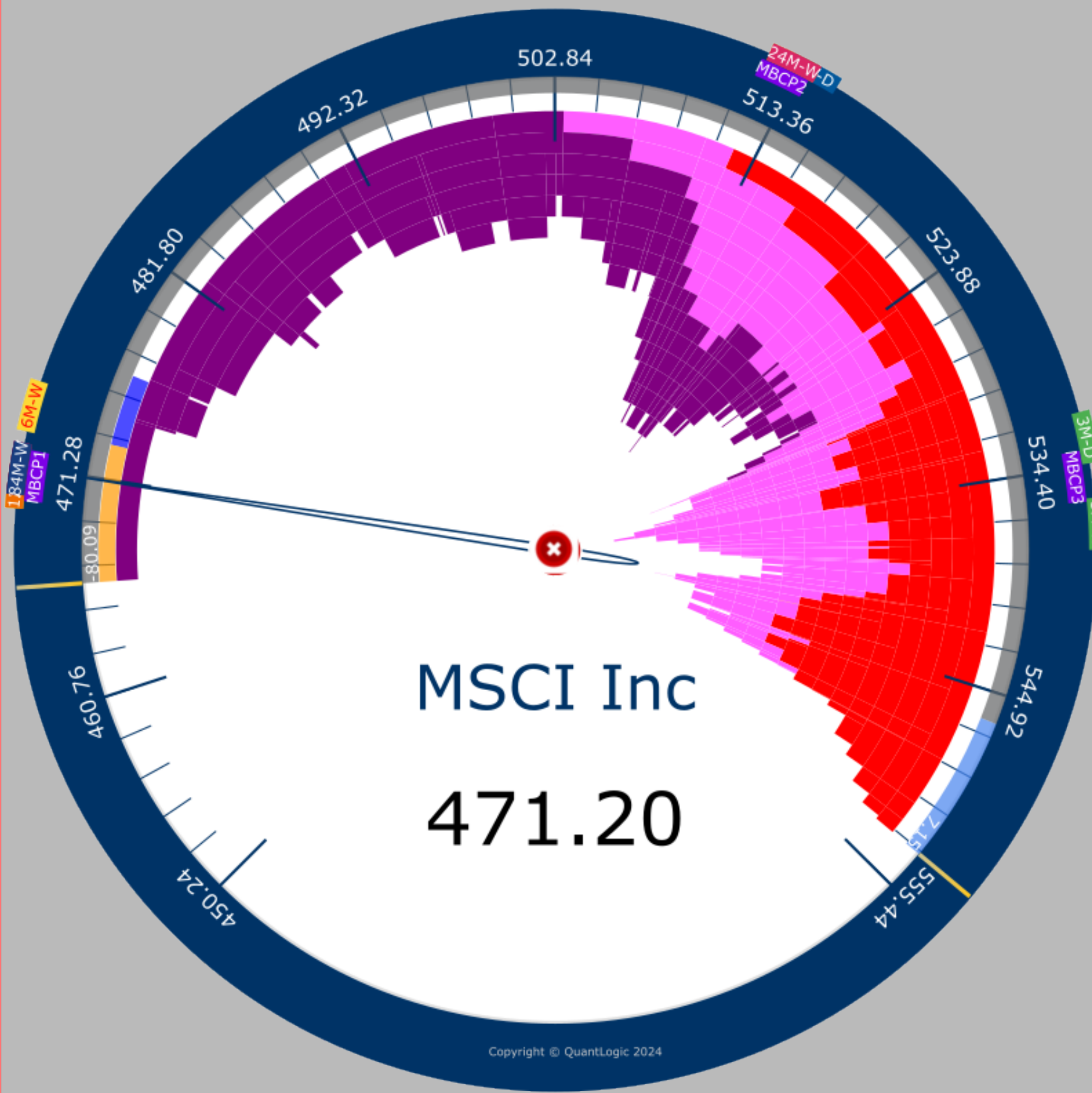
2M-D 515.06	3M-D 534.33
3M-W 537.92	6M-D 471.67
6M-W 474.87	12M-D 471.67
12M-W 514.1	24M-W 514.1
36M-W 472.24	48M-W 472.24
60M-W 472.24	72M-W 472.24
84M-W 472.24	

Multiple Bell Curve Peak (MBCPs)

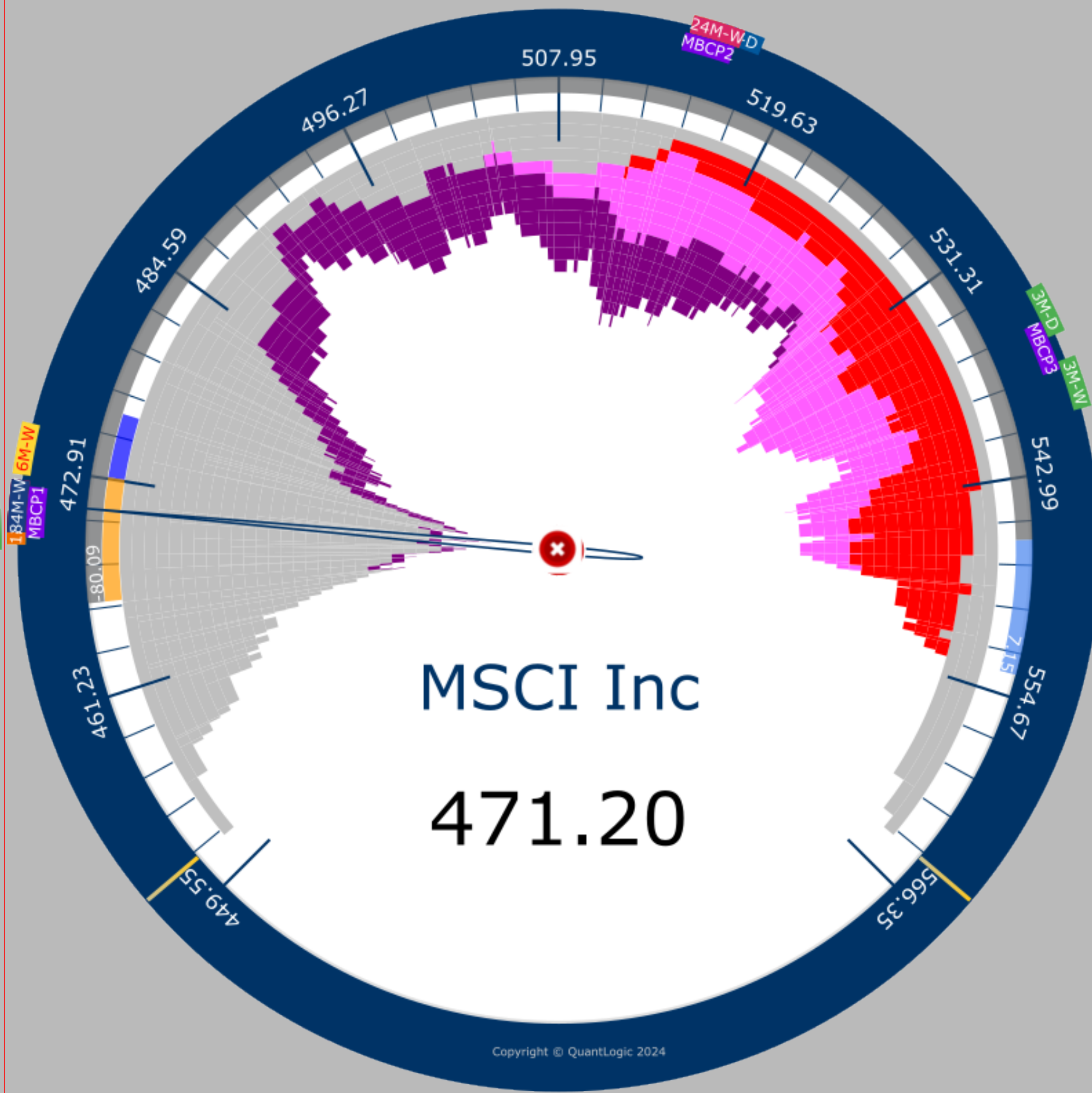
MBCP1 472	MBCP2 513.9
MBCP3 535.9	

Color Key (Monthly)

■ Aug 2023	■ Sep 2023
■ Oct 2023	



01 Aug 2023 - 31 Oct 2023



01 May 2023 - 31 Oct 2023

3 Months Daily Monthly Last 3 3 Months

31 Oct 2023 6 Months Daily

Sector Information: **SEC** Financials **IND** Capital Markets **SYM** MSCI

Speedo settings: 3 Months Daily Speedo Vs 6 Months Daily Speedo and last 3 months price flow color keyed.

Pattern Entry Rules: The recent low coincided with west side of the 12MD BCP.

3 Months O: 12.25 H: 12.25 L: 8.59 C: 8.74

6 Months - O: 9.45 H: 12.5 L: 8.59 C: 8.74

Pattern Information

Quant West 1 (QW1)

Serial No. 22 / 75

Entry Date : 31-Oct-23 04:00 PM

Entry Price : 8.74

Key Indicators : BCP and Recent low

Bell Curve Peak (BCPs)

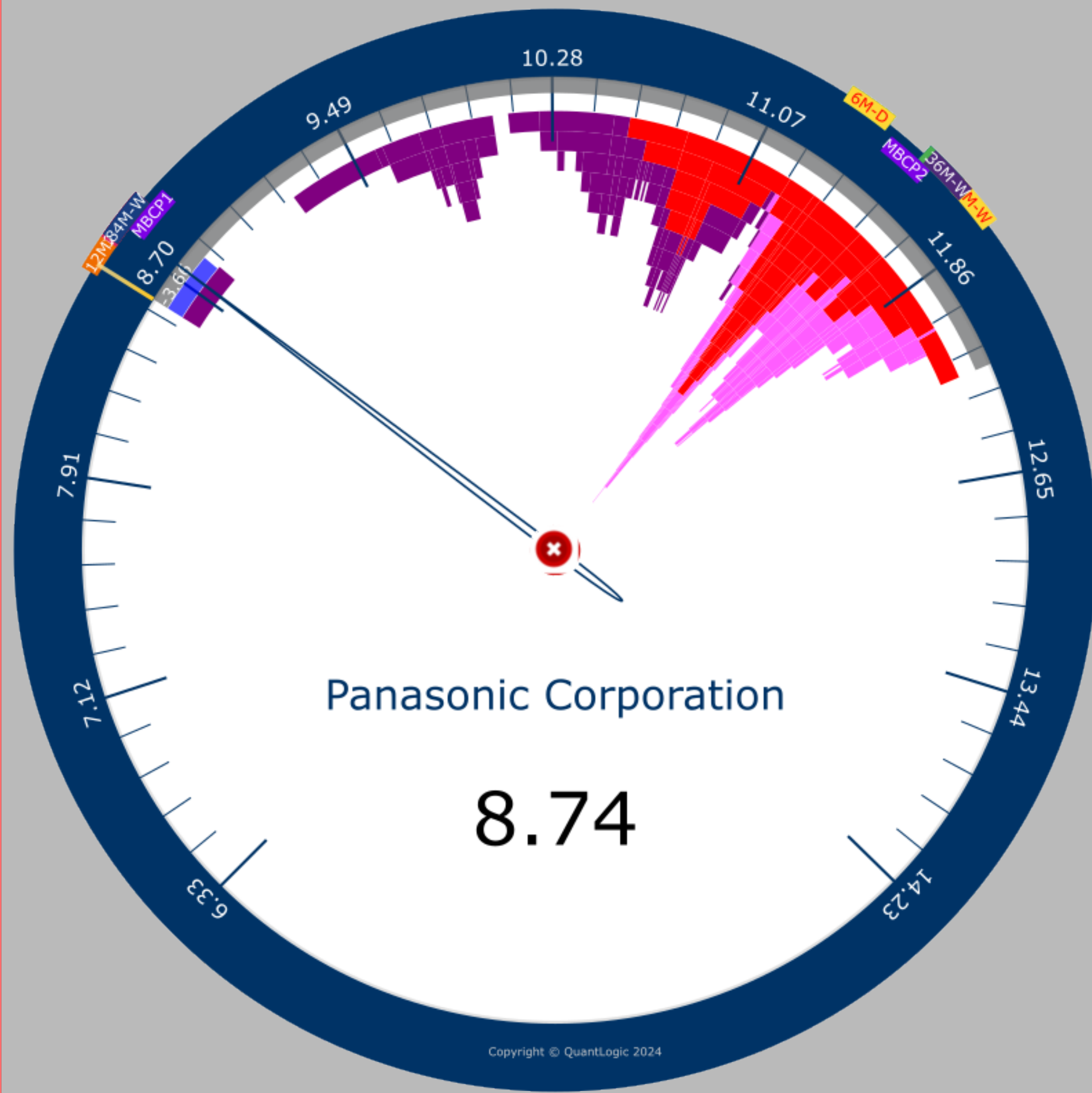
2M-D	11.71	3M-D	11.41
3M-W	11.71	6M-D	11.41
6M-W	11.85	12M-D	8.72
12M-W	8.82	24M-W	8.83
36M-W	11.73	48M-W	8.84
60M-W	8.84	72M-W	8.84
84M-W	8.84		

Multiple Bell Curve Peak (MBCPs)

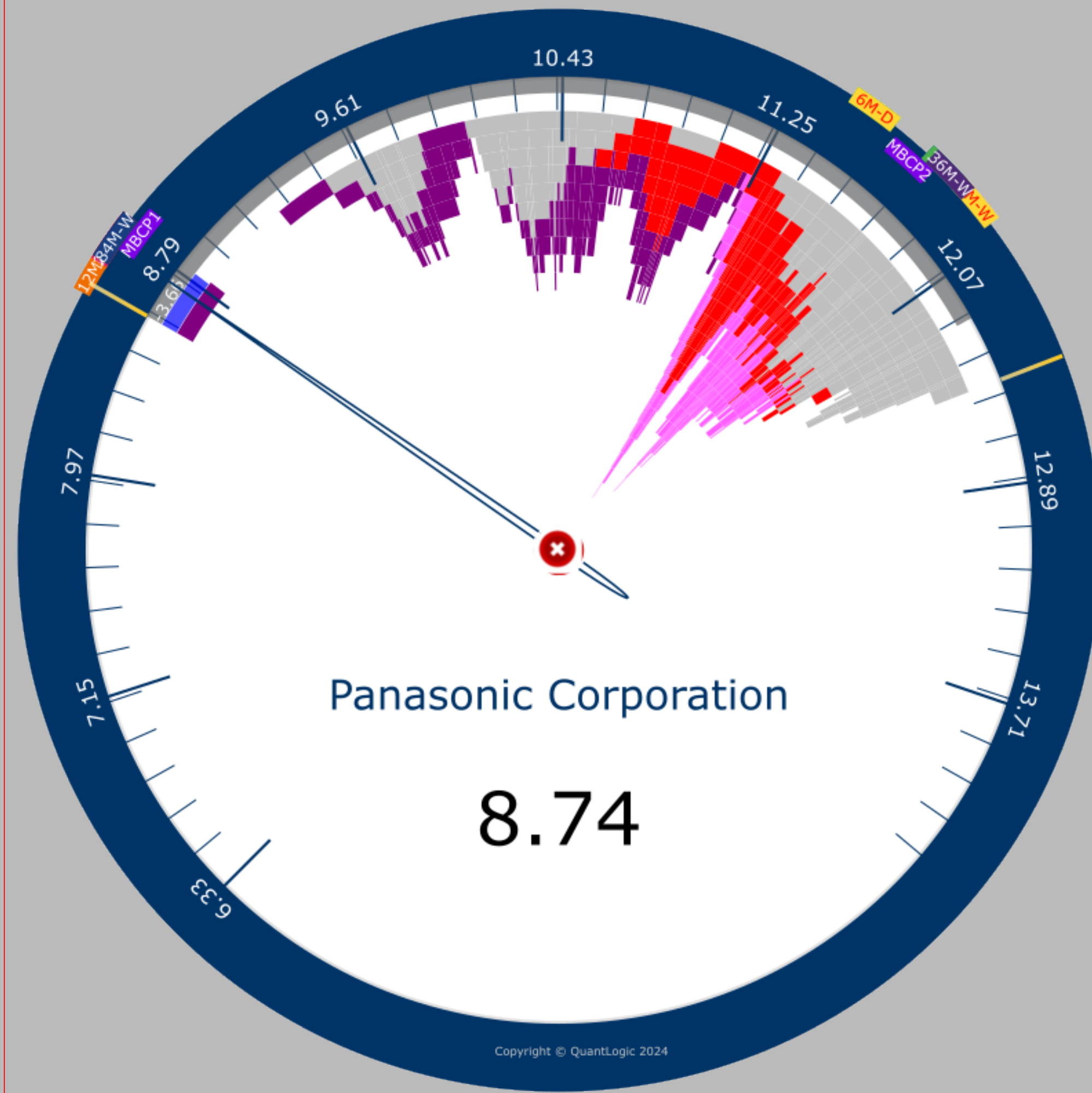
MBCP1	8.9	MBCP2	11.6
-------	-----	-------	------

Color Key (Monthly)

Aug 2023	Sep 2023
Oct 2023	



01 Aug 2023 - 31 Oct 2023



01 May 2023 - 31 Oct 2023

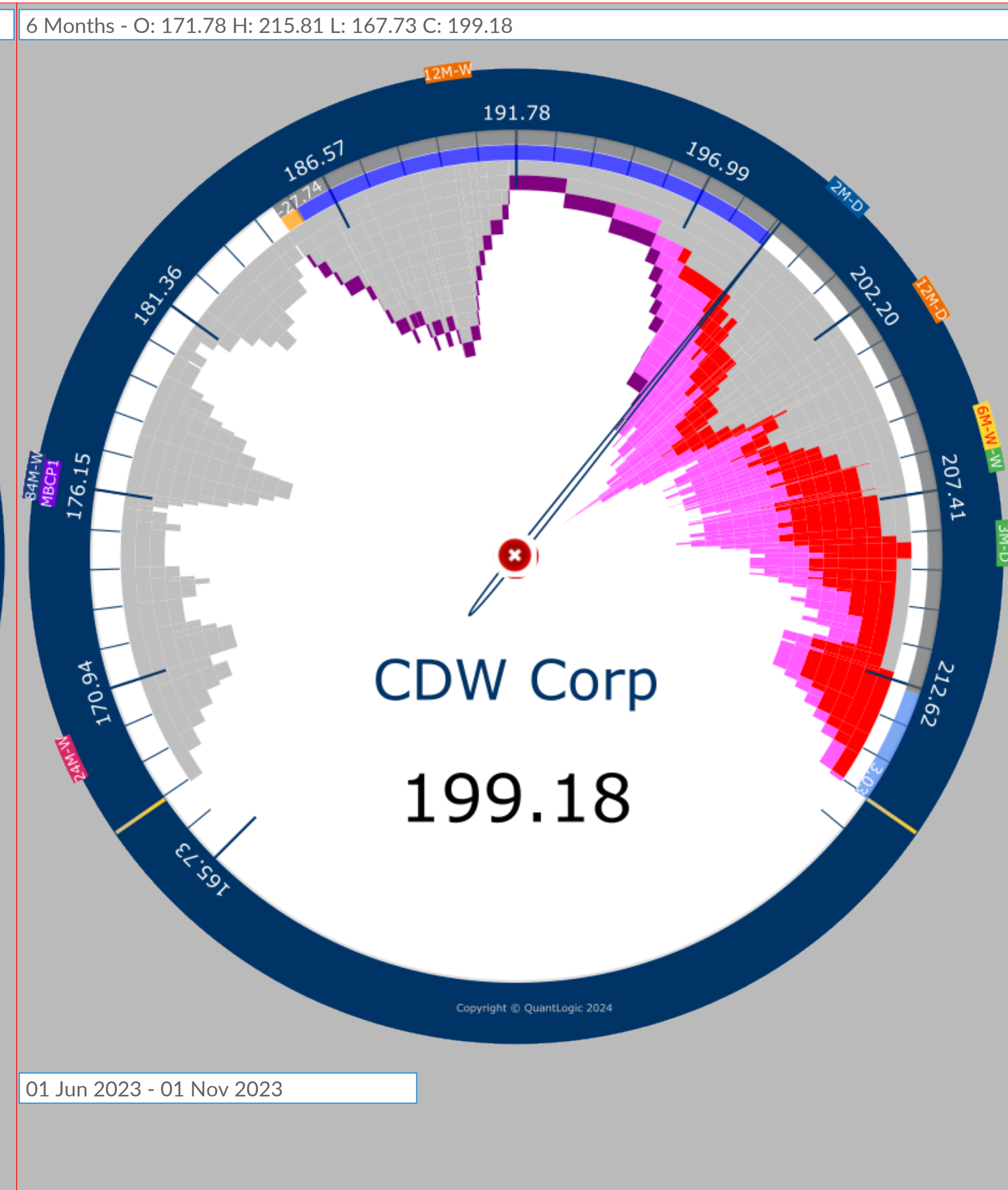
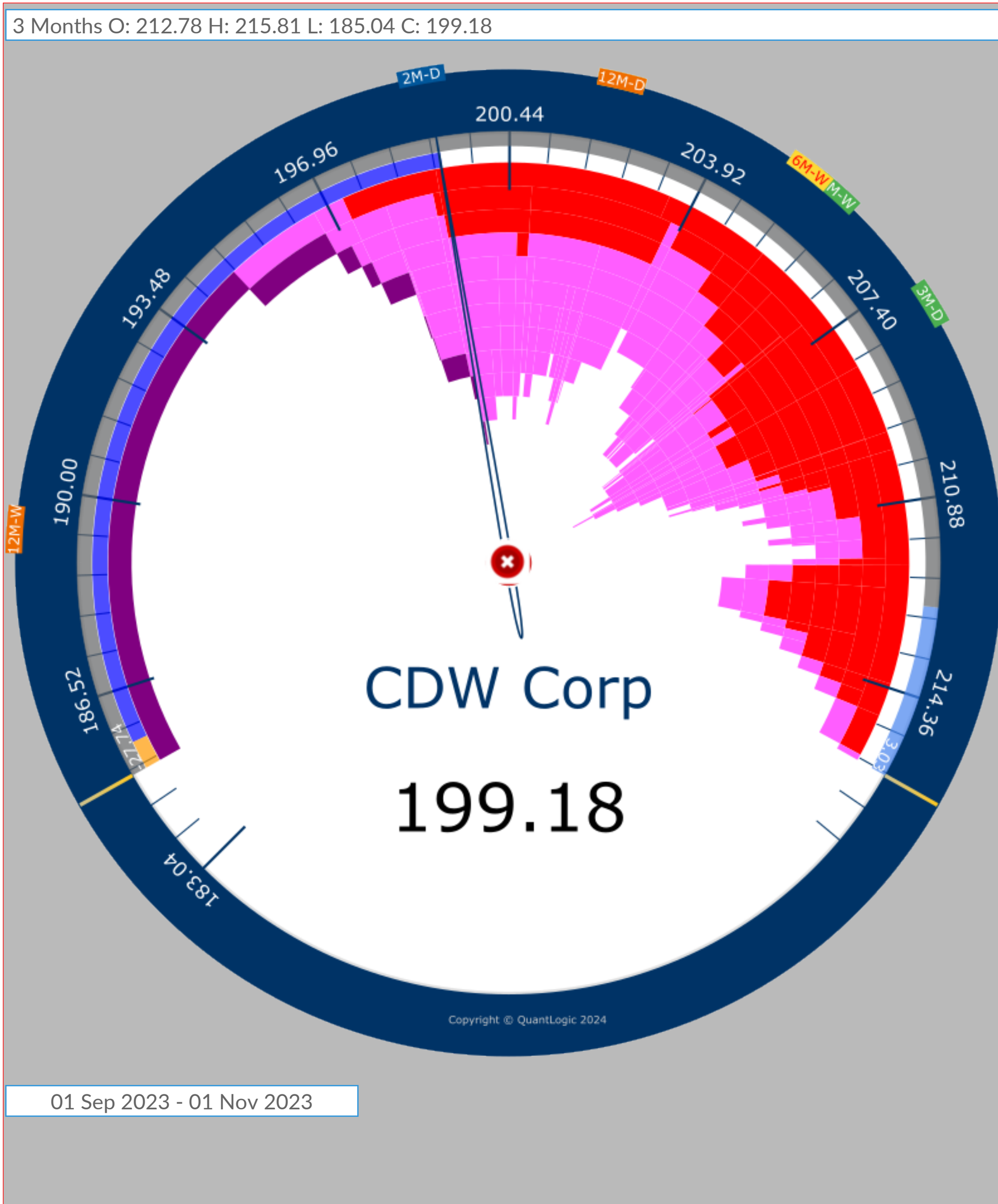
3 Months Daily Monthly Last 3 3 Months

31 Oct 2023 6 Months Daily

Sector Information: SEC Consumer Discretionary IND Household Durables SYM PCRFY

Speedo settings: 3 Months Daily Speedo Vs 6 Months Daily Speedo and last 3 months price flow color keyed.

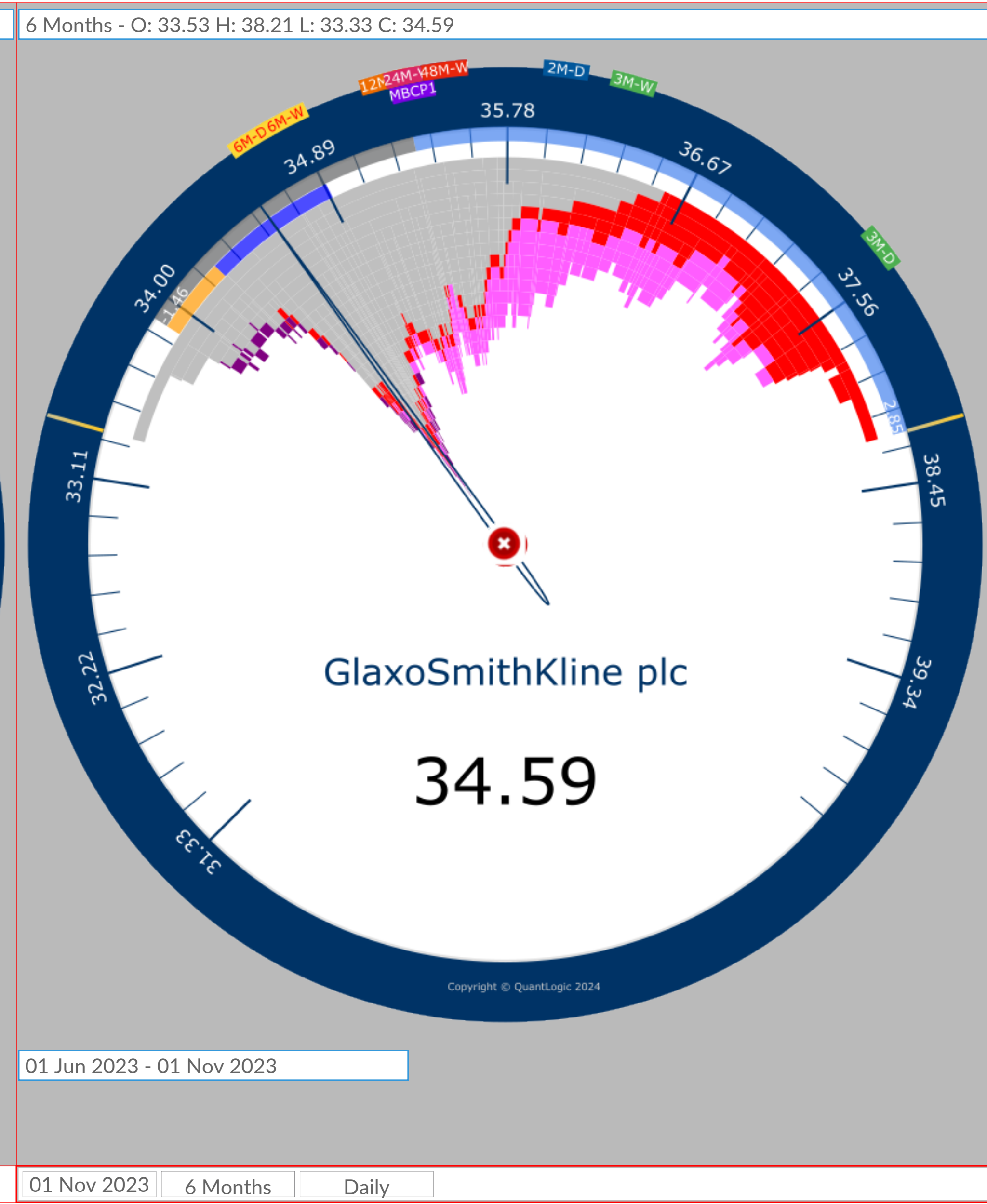
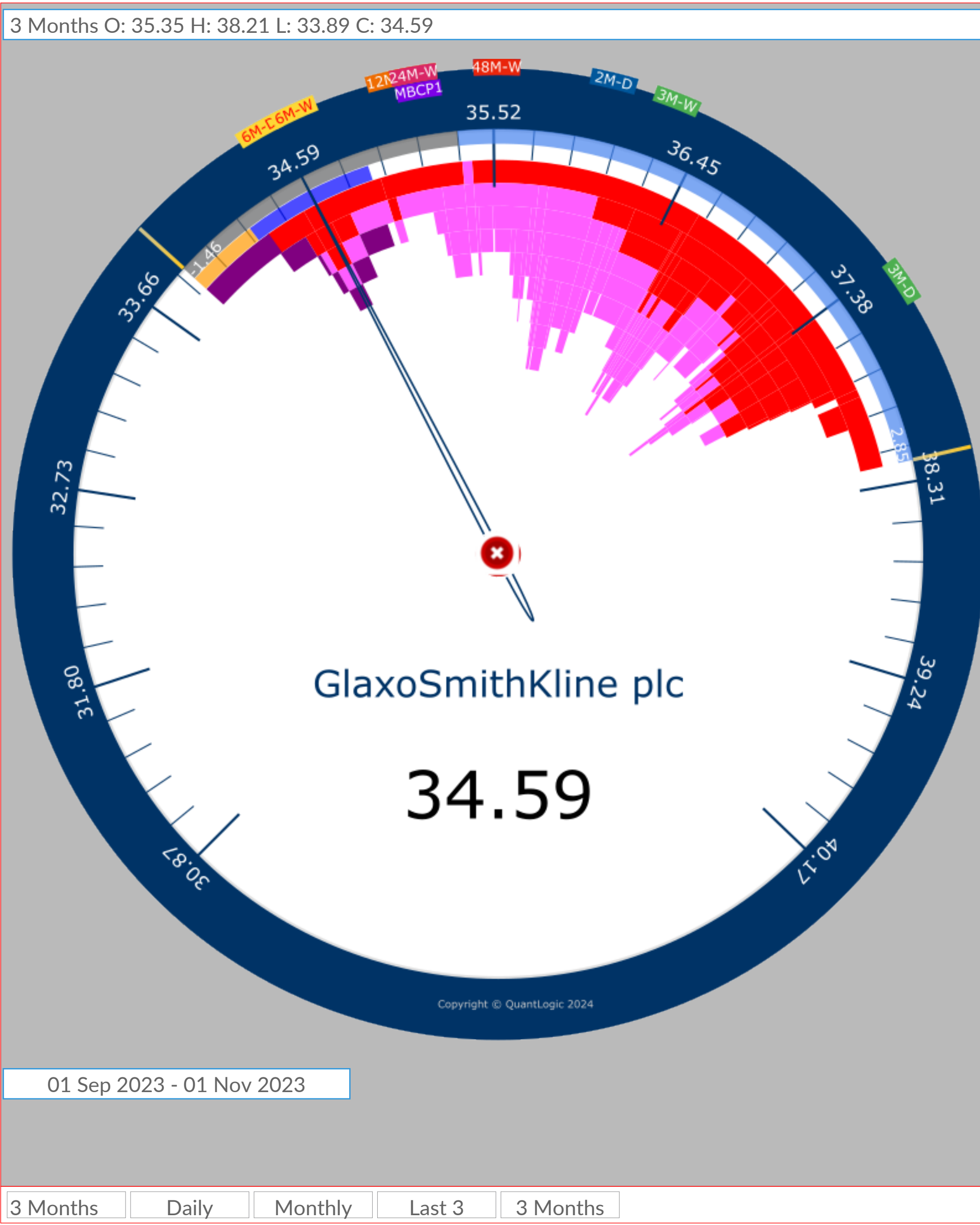
Pattern Entry Rules: The recent low coincided with west side of the 12MD BCP.



Sector Information: **SEC** Information Technology **IND** Electronic Equipment, Instruments & Components **SYM** CDW

Speedo settings: 3 Months Daily Speedo Vs 6 Months Daily Speedo and last 3 months price flow color keyed.

Pattern Entry Rules: The recent low coincided with west side of the 12MD BCP.



Pattern Information
 Quant West 1 (QW1)
 Serial No. 24 / 75
 Entry Date : 01-Nov-23 04:00 PM
 Entry Price : 34.59
 Key Indicators : BCP and Recent low

Bell Curve Peak (BCPs)

3M-D 37.38	3M-W 36.19
6M-D 34.62	6M-W 34.78
12M-D 35.19	12M-W 35.29
24M-W 35.29	36M-W 35.44
48M-W 35.44	60M-W 40.58
72M-W 40.58	84M-W 40.61

Multiple Bell Curve Peak (MBCPs)

MBCP1 35.3	MBCP2 40.6
-------------------	-------------------

Color Key (Monthly)

■ Sep 2023	■ Oct 2023
■ Nov 2023	

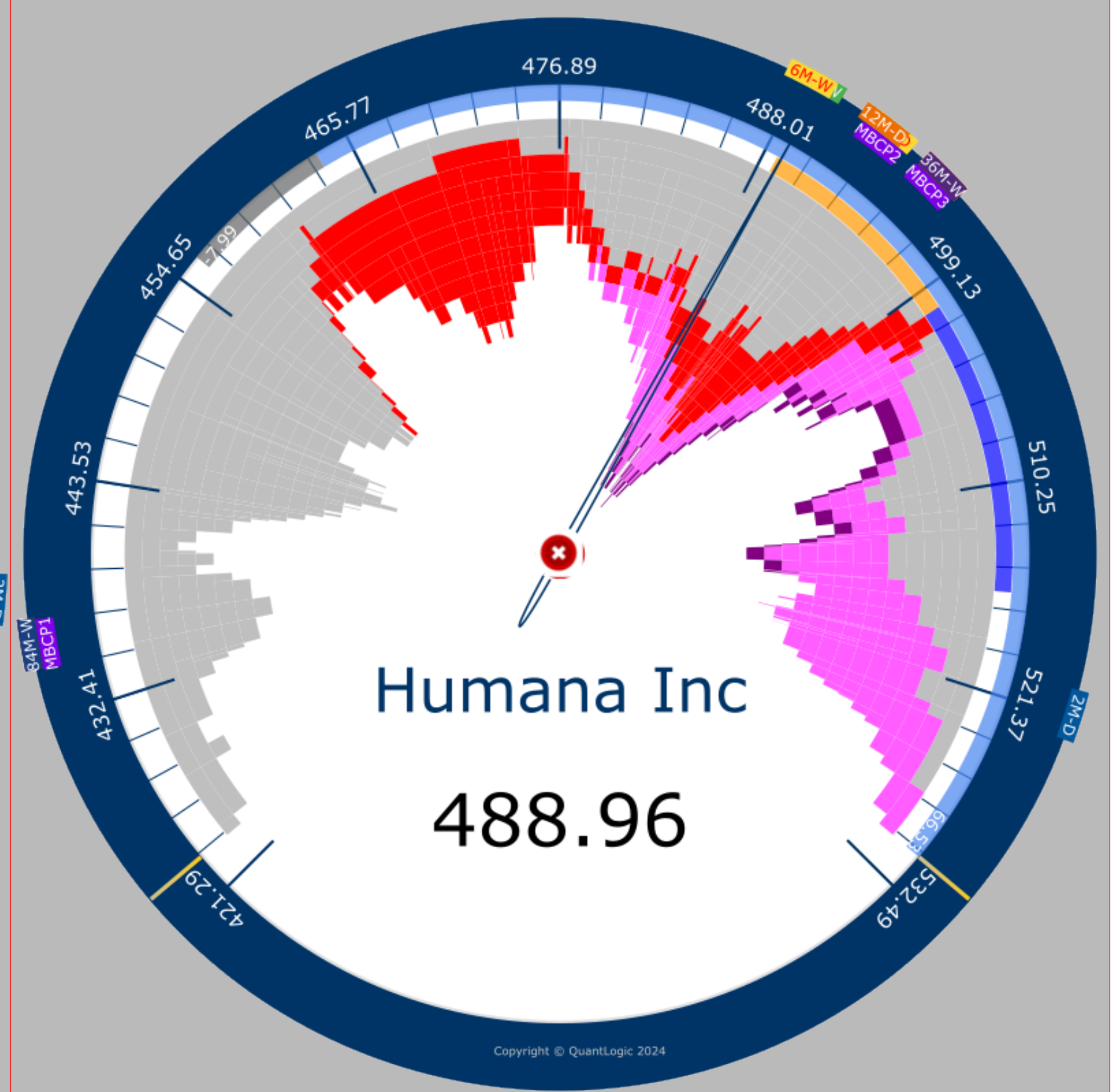
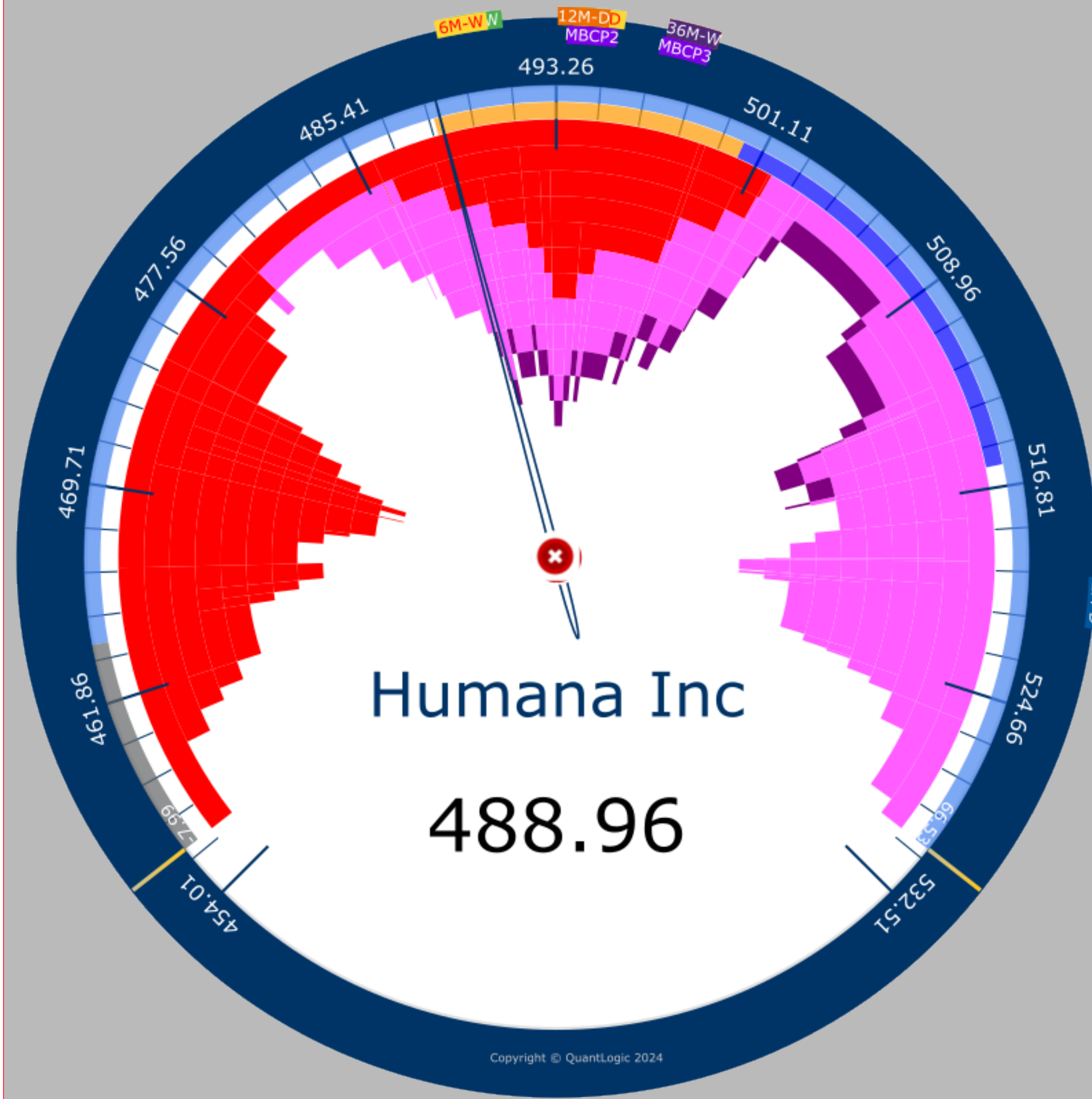
Sector Information: SEC Health Care IND Pharmaceuticals SYM GSK

Speedo settings: 3 Months Daily Speedo Vs 6 Months Daily Speedo and last 3 months price flow color keyed.

Pattern Entry Rules: The recent low coincided with west side of the 12MD BCP.

3 Months O: 464 H: 530.54 L: 456.01 C: 488.96

6 Months - O: 502.98 H: 530.54 L: 423.29 C: 488.96



01 Sep 2023 - 01 Nov 2023

01 Jun 2023 - 01 Nov 2023

3 Months Daily Monthly Last 3 3 Months

01 Nov 2023 6 Months Daily

Pattern Information
 Quant West 1 (QW1)
 Serial No. 25 / 75
 Entry Date : 01-Nov-23 04:00 PM
 Entry Price : 488.96
 Key Indicators : BCP and Recent low

Bell Curve Peak (BCPs)

3M-D	493.48	3M-W	489.99
6M-D	493.8	6M-W	489.52
12M-D	493.31	12M-W	496.75
24M-W	496.74	36M-W	496.74
48M-W	436.99	60M-W	436.99
72M-W	436.99	84M-W	436.99

Multiple Bell Curve Peak (MBCPs)

MBCP1	436.9	MBCP2	493.6
MBCP3	496.6		

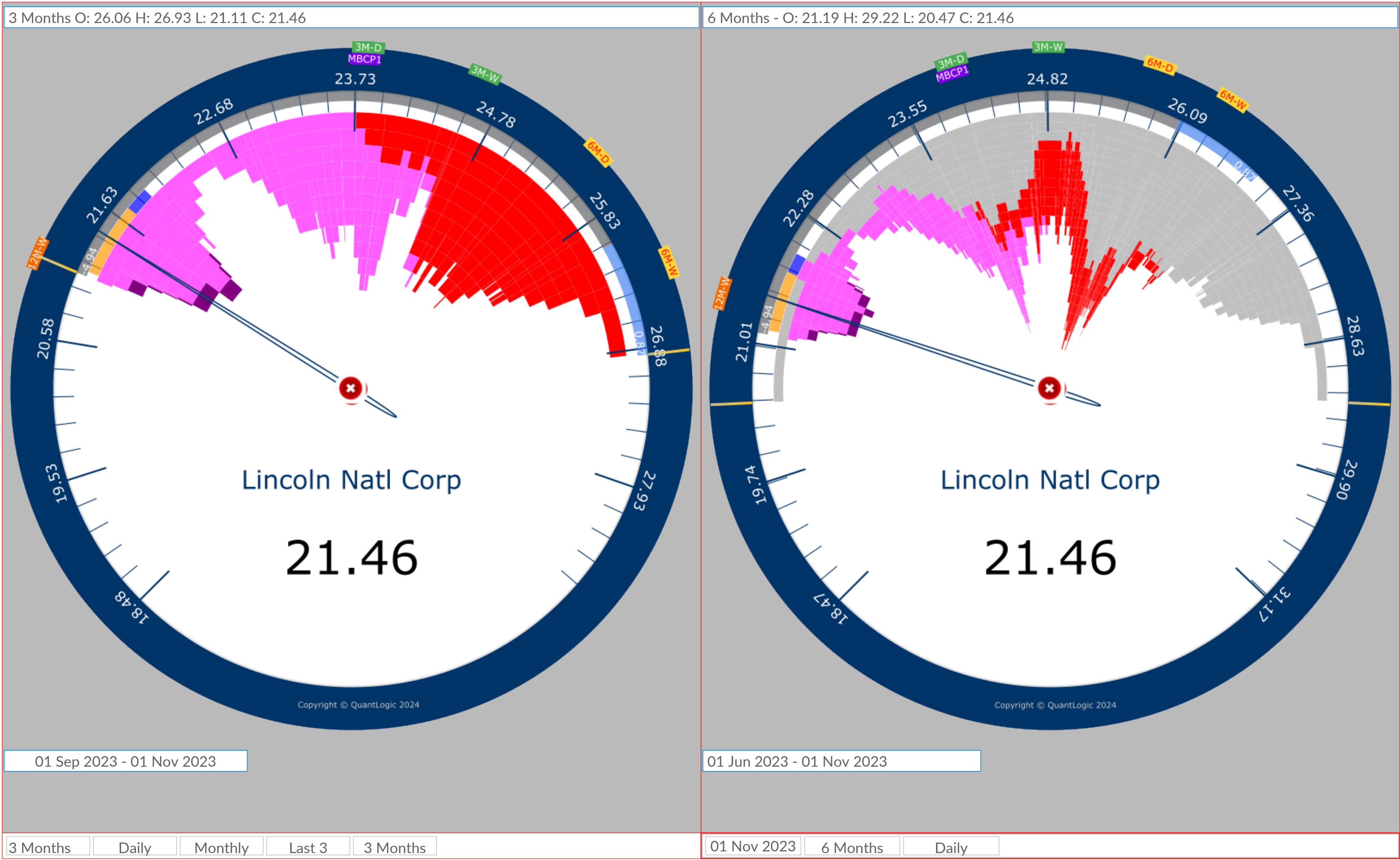
Color Key (Monthly)

■ Sep 2023
 ■ Oct 2023
■ Nov 2023

Sector Information: SEC Health Care IND Health Care Providers & Services SYM HUM

Speedo settings: 3 Months Daily Speedo Vs 6 Months Daily Speedo and last 3 months price flow color keyed.

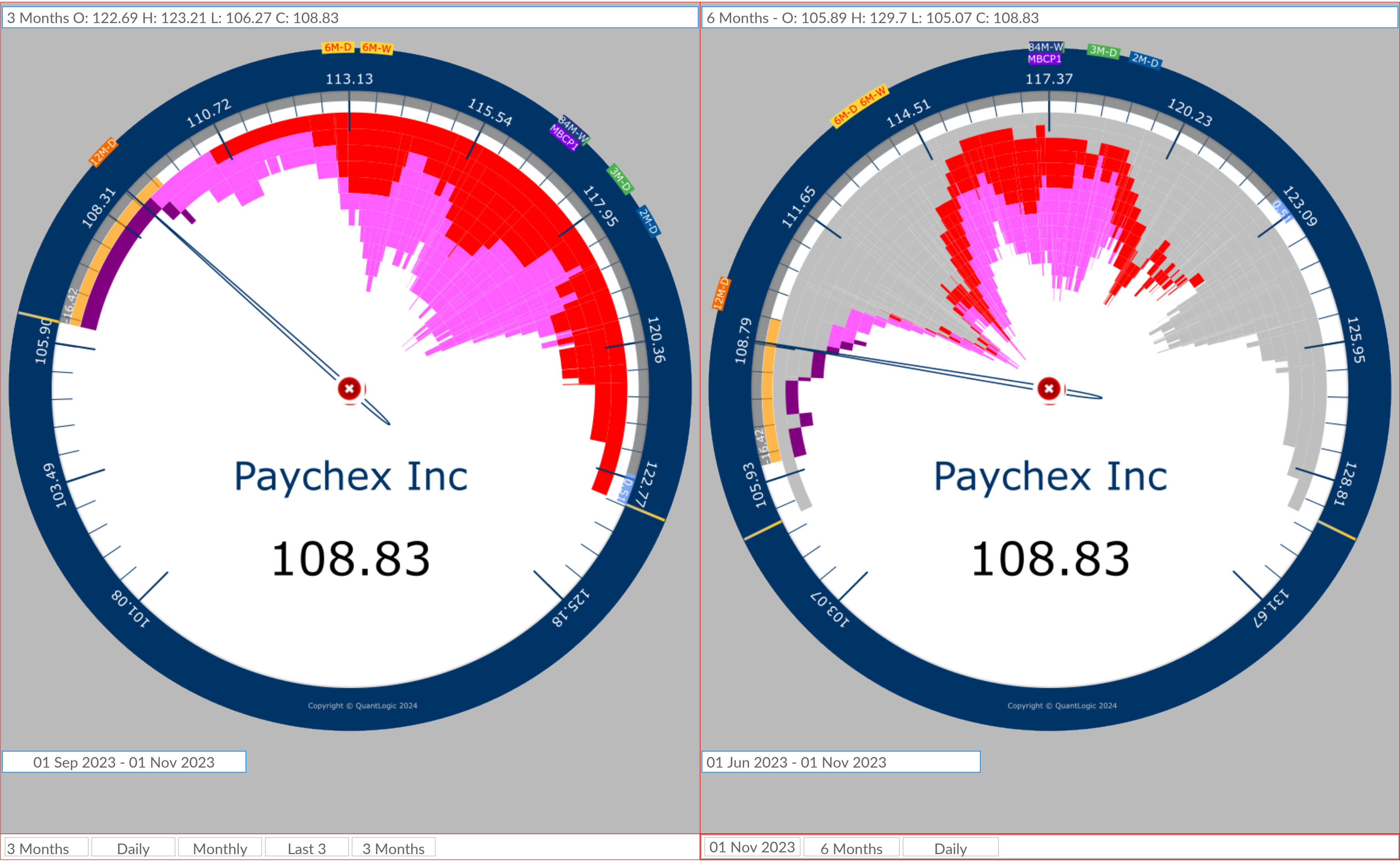
Pattern Entry Rules: The recent low coincided with west side of the 12MD BCP.



Sector Information: **SEC** Financials **IND** Insurance **SYM** LNC

Speedo settings: 3 Months Daily Speedo Vs 6 Months Daily Speedo and last 3 months price flow color keyed.

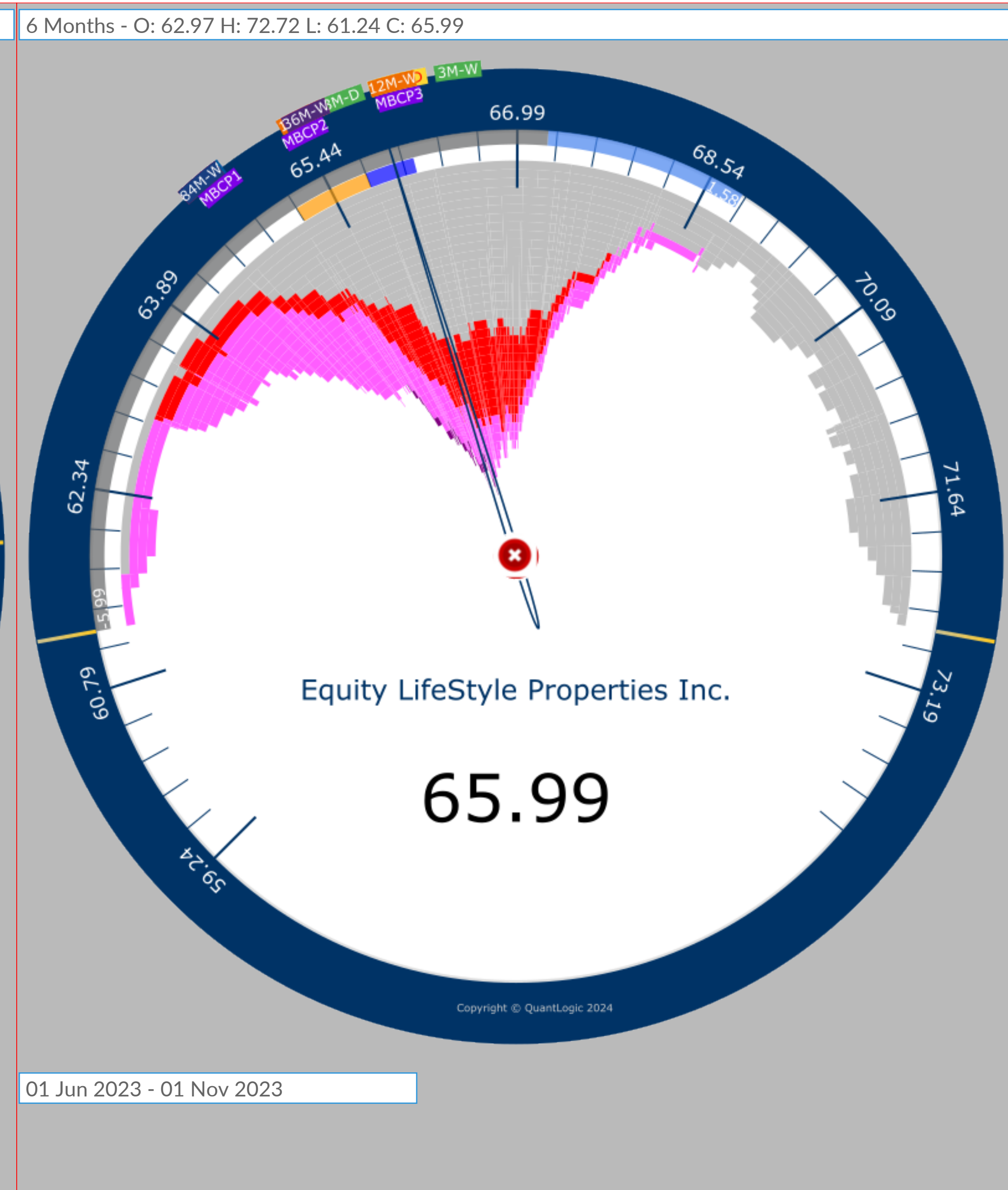
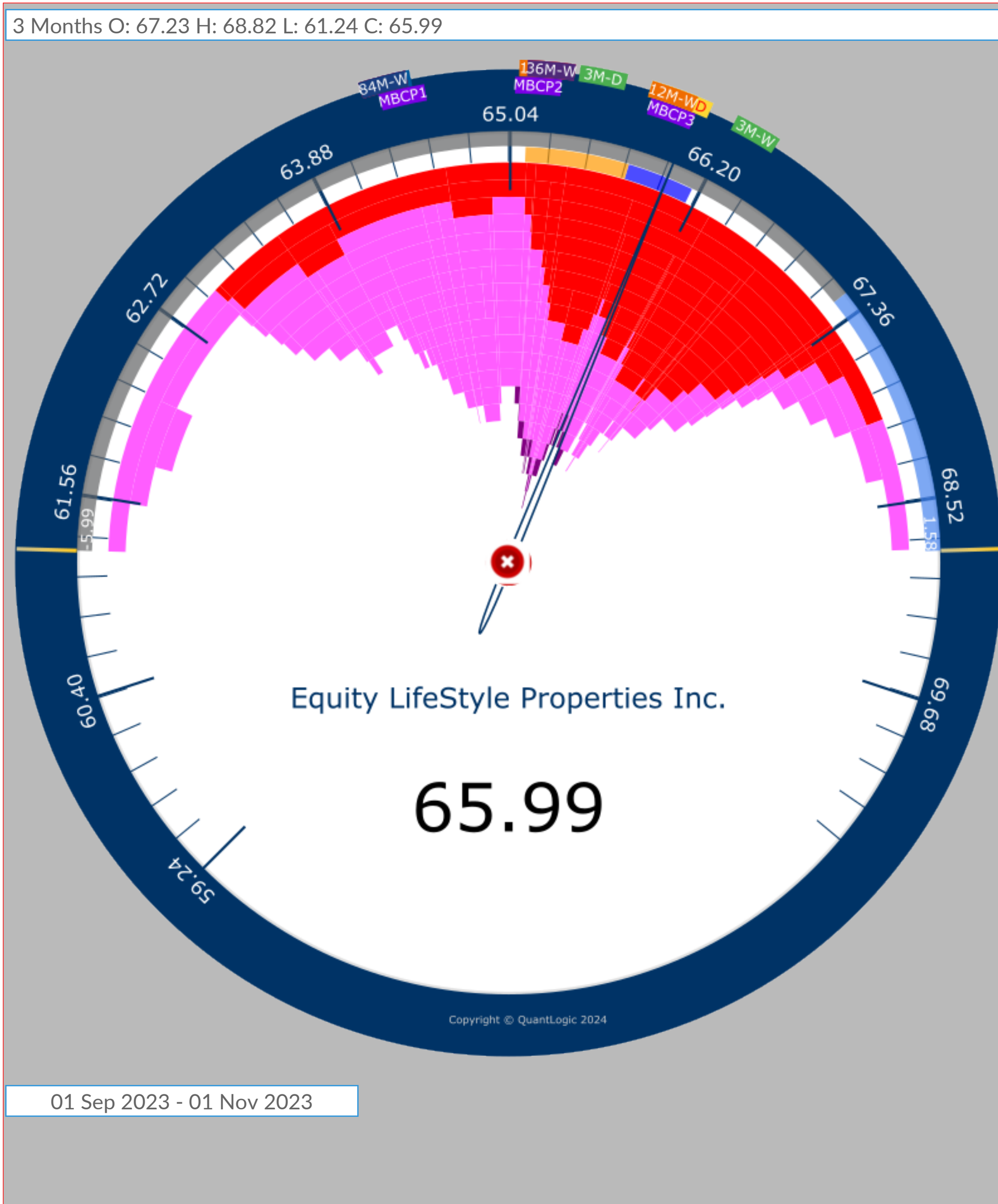
Pattern Entry Rules: The recent low coincided with west side of the 12MD BCP.



Sector Information: **SEC** Information Technology **IND** IT Services **SYM** PAYX

Speedo settings: 3 Months Daily Speedo Vs 6 Months Daily Speedo and last 3 months price flow color keyed.

Pattern Entry Rules: The recent low coincided with west side of the 12MD BCP.



Pattern Information

Quant West 1 (QW1)

Serial No. 28 / 75

Entry Date : 01-Nov-23 04:00 PM

Entry Price : 65.99

Key Indicators : BCP and Recent low

Bell Curve Peak (BCPs)

3M-D	65.62	3M-W	66.43
6M-D	66.06	6M-W	65.98
12M-D	65.32	12M-W	65.98
24M-W	65.36	36M-W	65.36
48M-W	64.52	60M-W	64.52
72M-W	64.52	84M-W	64.52

Multiple Bell Curve Peak (MBCPs)

MBCP1	64.6	MBCP2	65.3
MBCP3	66		

Color Key (Monthly)

Sep 2023	Oct 2023
Nov 2023	

3 Months Daily Monthly Last 3 3 Months

01 Nov 2023 6 Months Daily

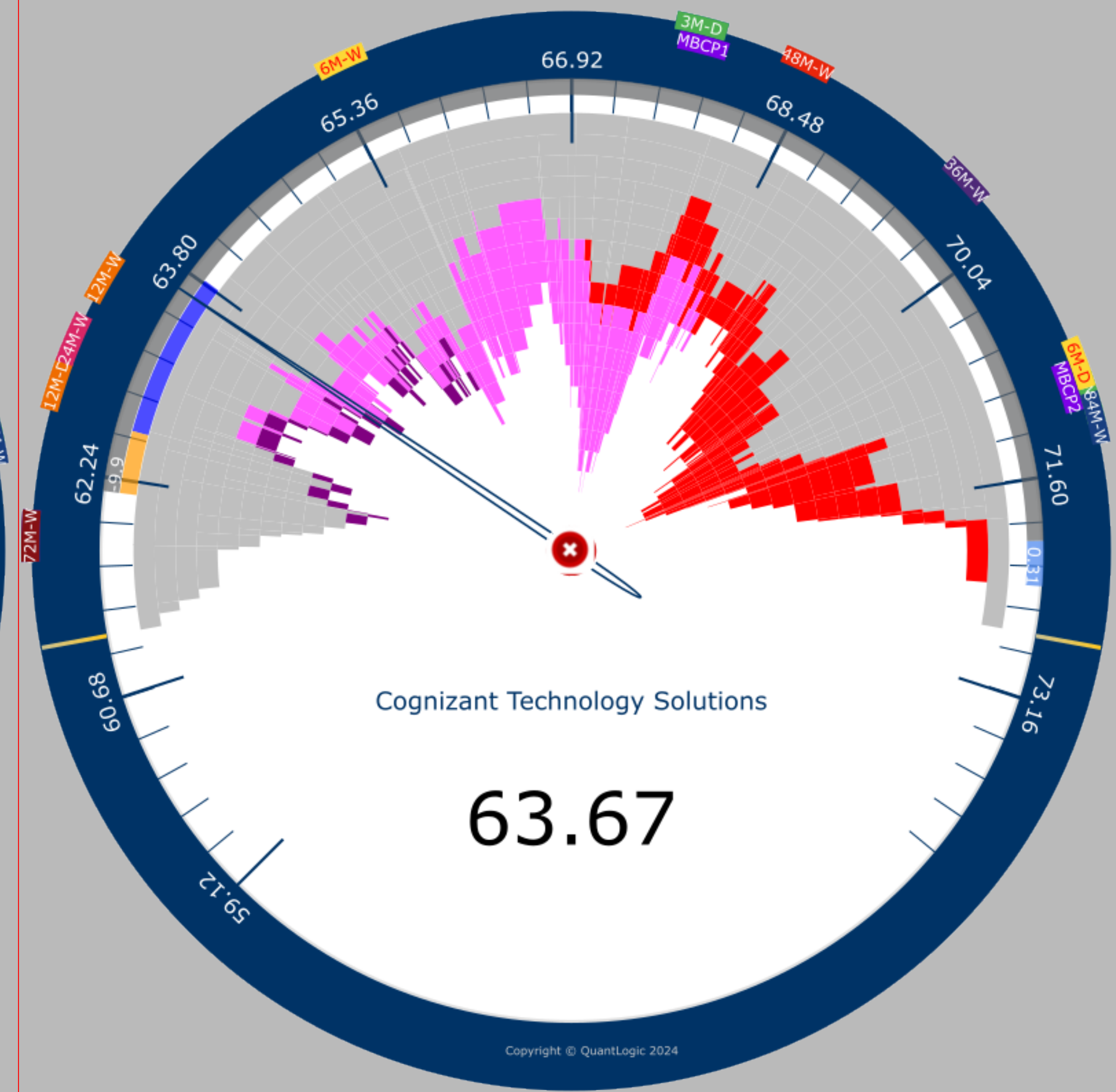
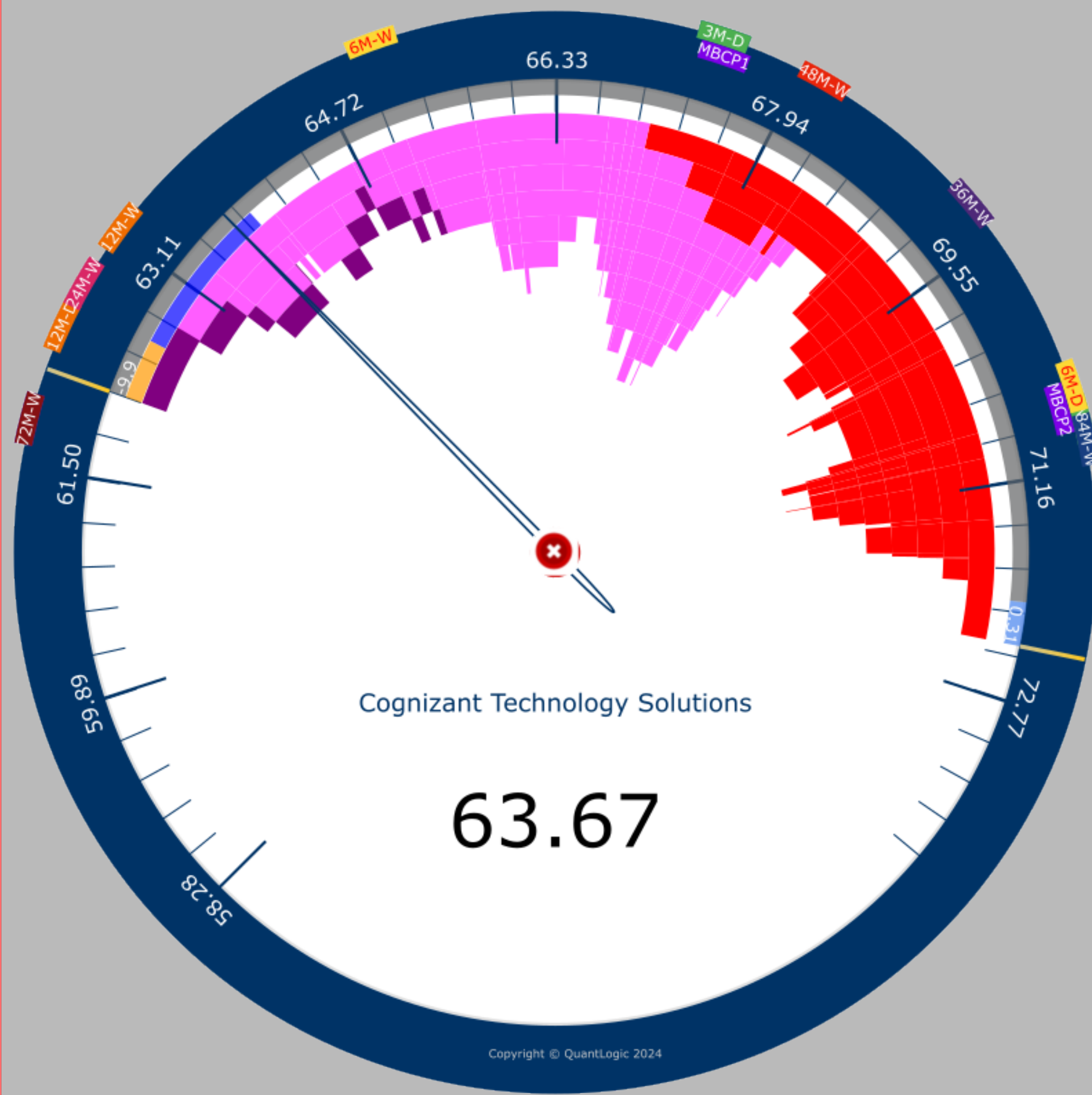
Sector Information: SEC Real Estate IND Equity Real Estate, Investment Trusts (REITs) SYM ELS

Speedo settings: 3 Months Daily Speedo Vs 6 Months Daily Speedo and last 3 months price flow color keyed.

Pattern Entry Rules: The recent low coincided with west side of the 12MD BCP.

3 Months O: 72.04 H: 72.36 L: 62.14 C: 63.67

6 Months - O: 62.5 H: 72.71 L: 61.12 C: 63.67



Pattern Information

Quant West 1 (QW1)

Serial No. 29 / 75

Entry Date : 02-Nov-23 04:00 PM

Entry Price : 63.67

Key Indicators : BCP and Recent low

Bell Curve Peak (BCPs)

2M-D 67.56	3M-D 67.56
3M-W 71	6M-D 70.78
6M-W 65.3	12M-D 62.59
12M-W 63.31	24M-W 62.89
36M-W 69.46	48M-W 68.25
60M-W 61.97	72M-W 61.97
84M-W 71.13	

Multiple Bell Curve Peak (MBCPs)

MBCP1 67.6	MBCP2 70.9
-------------------	-------------------

Color Key (Monthly)

■ Sep 2023	■ Oct 2023
■ Nov 2023	

01 Sep 2023 - 02 Nov 2023

01 Jun 2023 - 02 Nov 2023

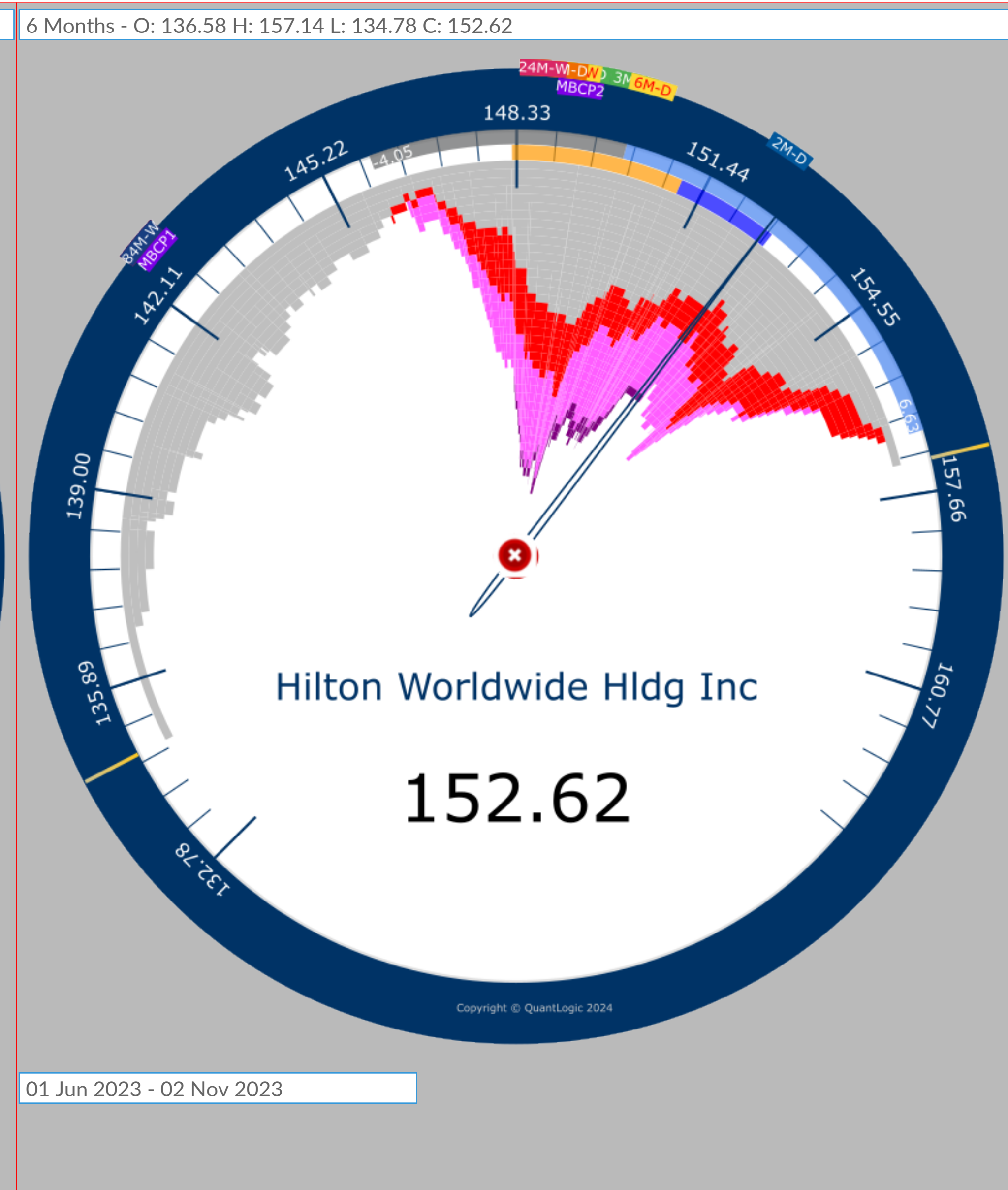
3 Months Daily Monthly Last 3 3 Months

02 Nov 2023 6 Months Daily

Sector Information: **SEC** Information Technology **IND** IT Services **SYM** CTSH

Speedo settings: 3 Months Daily Speedo Vs 6 Months Daily Speedo and last 3 months price flow color keyed.

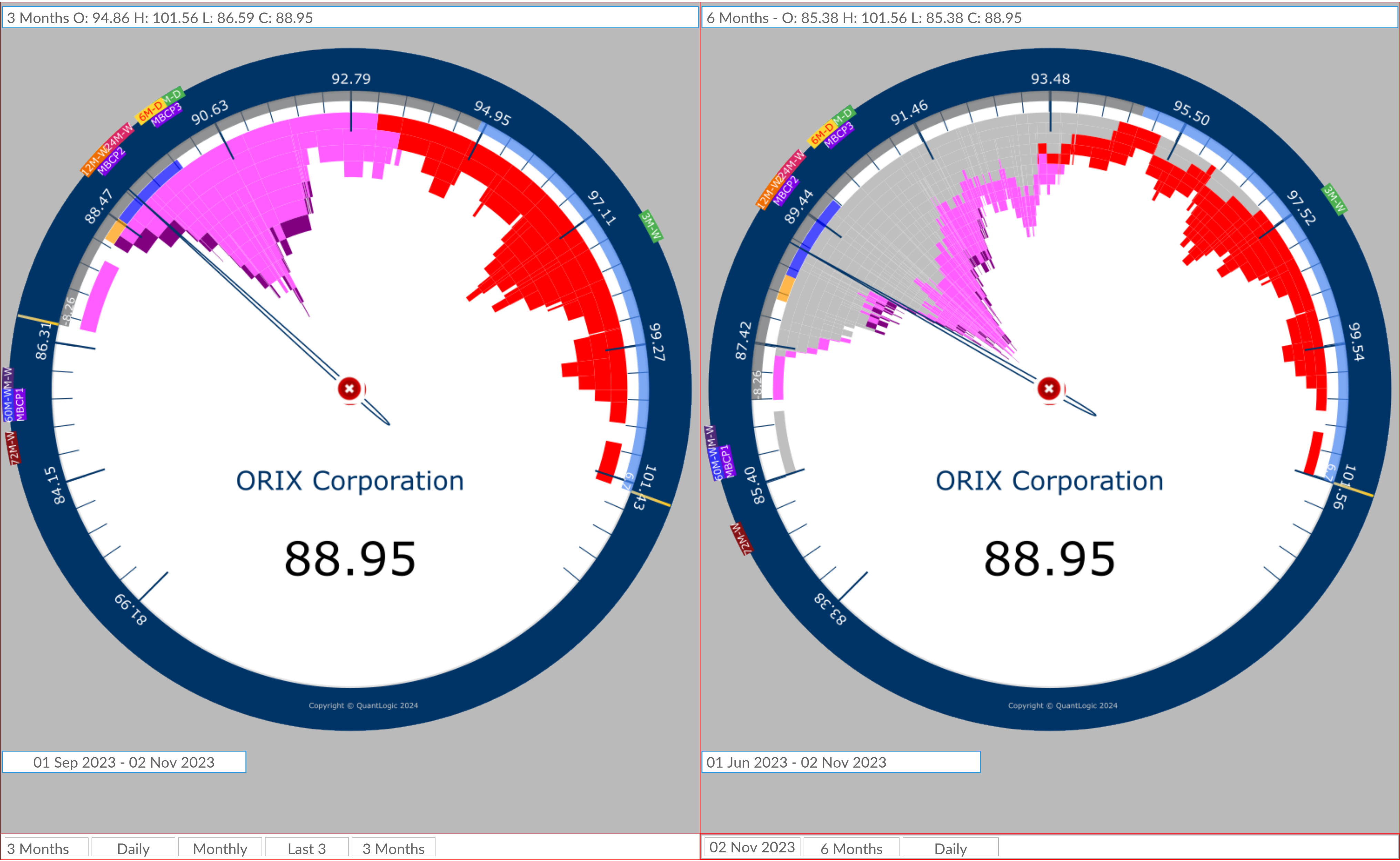
Pattern Entry Rules: The recent low coincided with west side of the 12MD BCP.



Sector Information: **SEC** Consumer Discretionary **IND** Hotels, Restaurants & Leisure **SYM** HLT

Speedo settings: 3 Months Daily Speedo Vs 6 Months Daily Speedo and last 3 months price flow color keyed.

Pattern Entry Rules: The recent low coincided with west side of the 12MD BCP.



Pattern Information

Quant West 1 (QW1)

Serial No. 31 / 75

Entry Date : 02-Nov-23 04:00 PM

Entry Price : 88.95

Key Indicators : BCP and Recent low

Bell Curve Peak (BCPs)

2M-D 90.44	3M-D 90.44
3M-W 97.47	6M-D 90.15
6M-W 89.4	12M-D 89.46
12M-W 89.14	24M-W 89.6
36M-W 85.88	48M-W 85.6
60M-W 85.6	72M-W 85.02
84M-W 81.18	

Multiple Bell Curve Peak (MBCPs)

MBCP1 85.6	MBCP2 89.3
MBCP3 90.3	

Color Key (Monthly)

■ Sep 2023	■ Oct 2023
■ Nov 2023	

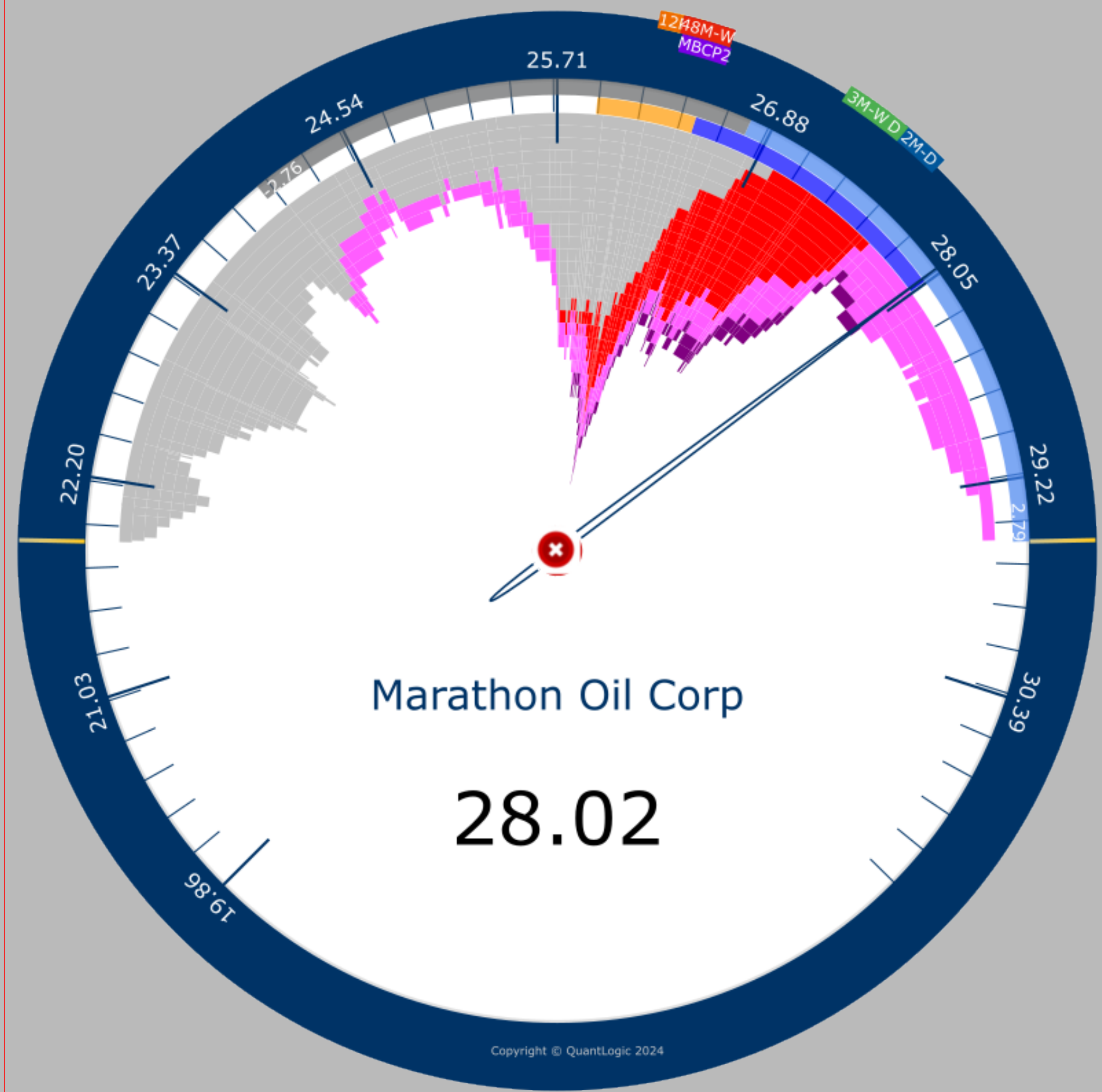
Sector Information: **SEC** Financials **IND** Diversified Financial Services **SYM** IX

Speedo settings: 3 Months Daily Speedo Vs 6 Months Daily Speedo and last 3 months price flow color keyed.

Pattern Entry Rules: The recent low coincided with west side of the 12MD BCP.

3 Months O: 26.76 H: 29.56 L: 24 C: 28.02

6 Months - O: 22.24 H: 29.56 L: 21.86 C: 28.02



01 Sep 2023 - 02 Nov 2023

01 Jun 2023 - 02 Nov 2023

3 Months Daily Monthly Last 3 3 Months

02 Nov 2023 6 Months Daily

Pattern Information
 Quant West 1 (QW1)
 Serial No. 32 / 75
 Entry Date : 02-Nov-23 04:00 PM
 Entry Price : 28.02
 Key Indicators : BCP and Recent low

Bell Curve Peak (BCPs)

2M-D	27.41	3M-D	27.19
3M-W	27.11	6M-D	26.2
6M-W	26.26	12M-D	26.18
12M-W	26.29	24M-W	26.29
36M-W	26.29	48M-W	26.29
60M-W	11.82	72M-W	11.82
84M-W	11.82		

Multiple Bell Curve Peak (MBCPs)

MBCP1	11.9	MBCP2	26.3
-------	------	-------	------

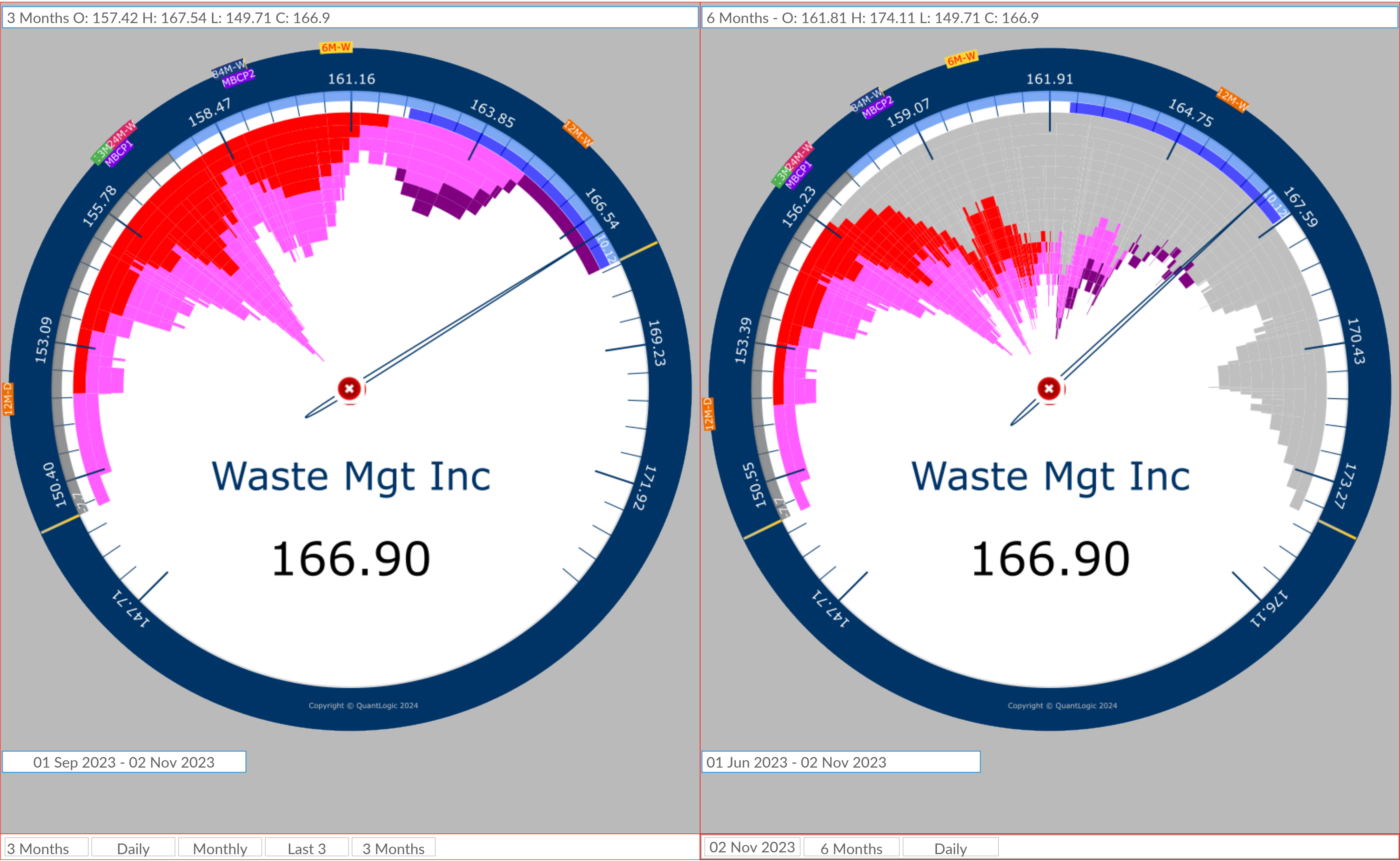
Color Key (Monthly)

■ Sep 2023 ■ Oct 2023
■ Nov 2023

Sector Information: SEC Energy IND Oil, Gas & Consumable Fuels SYM MRO

Speedo settings: 3 Months Daily Speedo Vs 6 Months Daily Speedo and last 3 months price flow color keyed.

Pattern Entry Rules: The recent low coincided with west side of the 12MD BCP.



Pattern Information

Quant West 1 (QW1)

Serial No. 33 / 75

Entry Date : 02-Nov-23 04:00 PM

Entry Price : 166.9

Key Indicators : BCP and Recent low

Bell Curve Peak (BCPs)

2M-D 157.1	3M-D 156.87
3M-W 156.97	6M-D 158.82
6M-W 160.63	12M-D 152.3
12M-W 165.01	24M-W 157.25
36M-W 158.8	48M-W 158.8
60M-W 158.8	72M-W 158.8
84M-W 158.8	

Multiple Bell Curve Peak (MBCPs)

MBCP1 157	MBCP2 158.9
------------------	--------------------

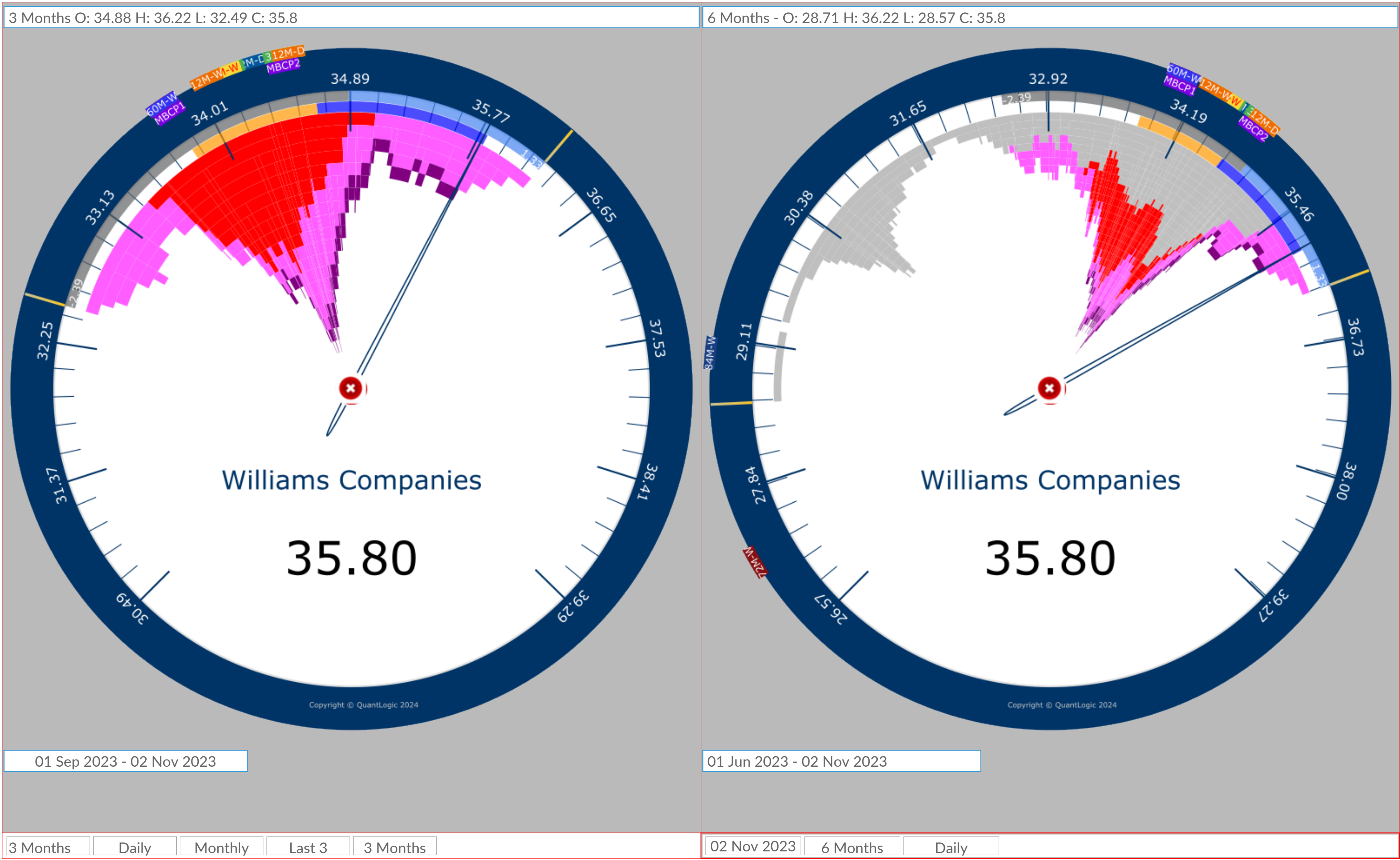
Color Key (Monthly)

■ Sep 2023	■ Oct 2023
■ Nov 2023	

Sector Information: SEC Industrials IND Commercial Services & Supplies SYM WM

Speedo settings: 3 Months Daily Speedo Vs 6 Months Daily Speedo and last 3 months price flow color keyed.

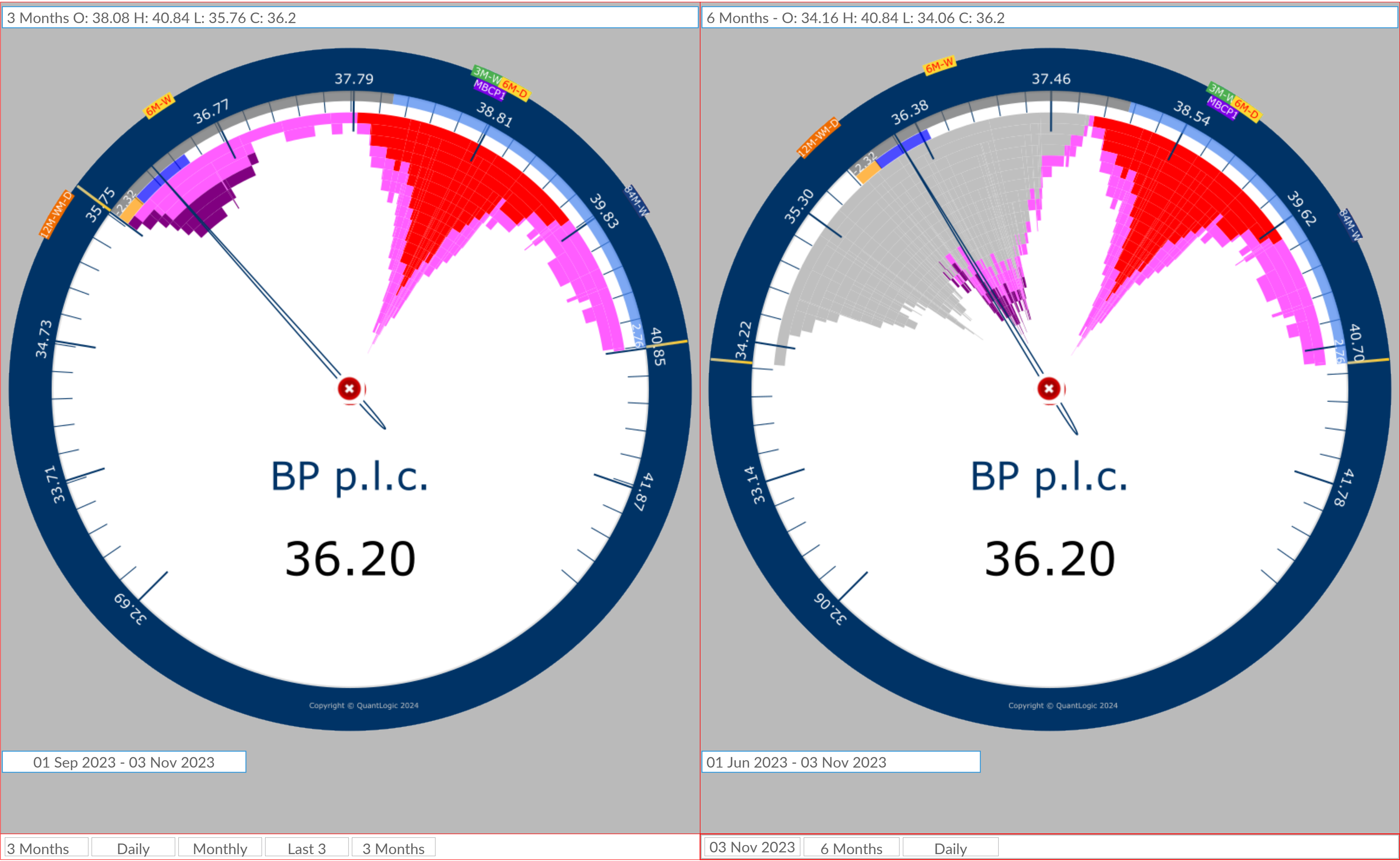
Pattern Entry Rules: The recent low coincided with west side of the 12MD BCP.



Sector Information: SEC Energy IND Oil, Gas & Consumable Fuels SYM WMB

Speedo settings: 3 Months Daily Speedo Vs 6 Months Daily Speedo and last 3 months price flow color keyed.

Pattern Entry Rules: The recent low coincided with west side of the 12MD BCP.



Pattern Information
 Quant West 1 (QW1)
 Serial No. 35 / 75
 Entry Date : 03-Nov-23 04:00 PM
 Entry Price : 36.2
 Key Indicators : BCP and Recent low

Bell Curve Peak (BCPs)

2M-D	38.61	3M-D	38.74
3M-W	38.55	6M-D	38.74
6M-W	36.59	12M-D	35.7
12M-W	35.58	24M-W	30.95
36M-W	30.23	48M-W	24.48
60M-W	24.48	72M-W	39.79
84M-W	39.79		

Multiple Bell Curve Peak (MBCPs)

MBCP1 38.6

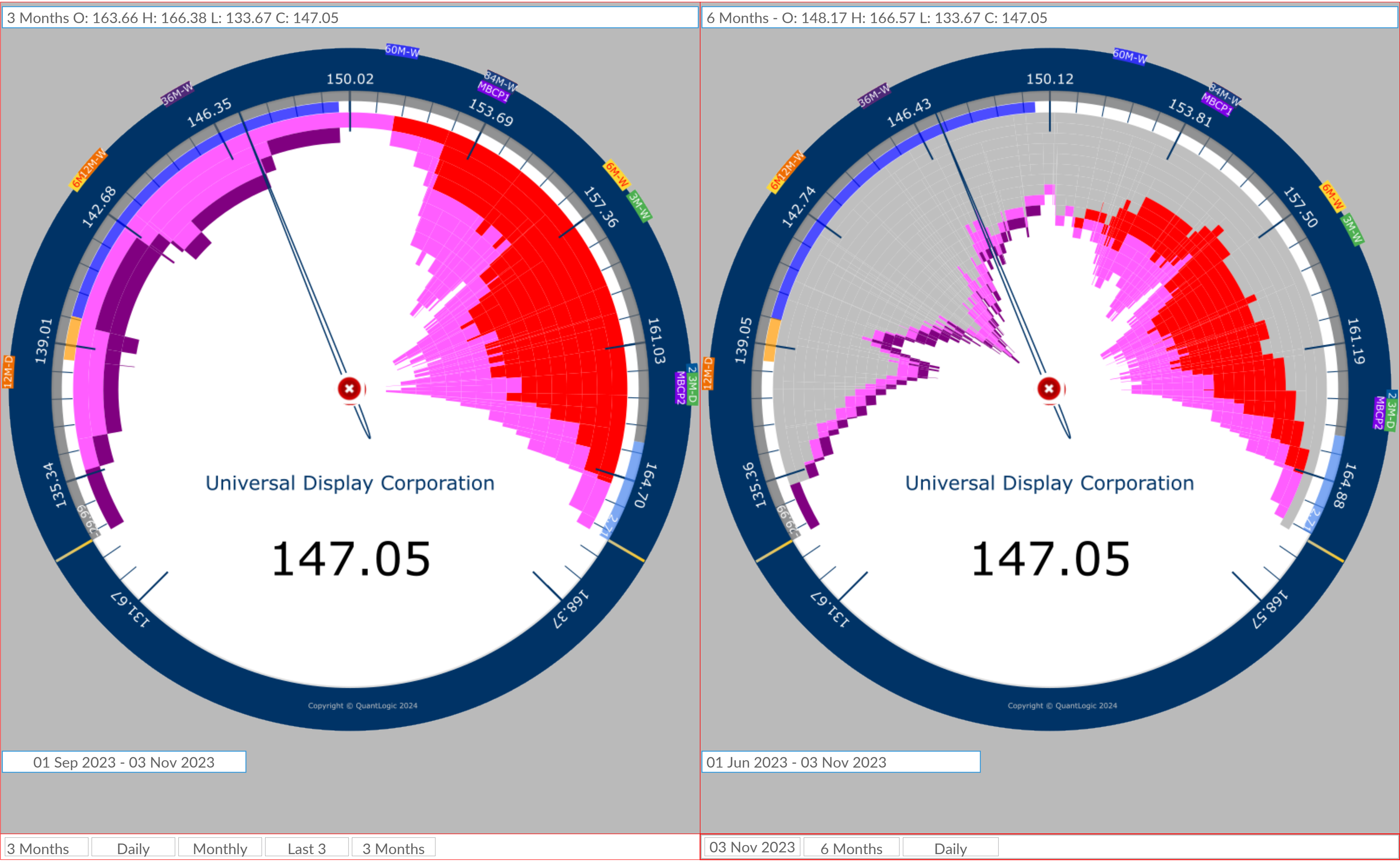
Color Key (Monthly)

Sep 2023 Oct 2023 Nov 2023

Sector Information: SEC Energy IND Oil, Gas & Consumable Fuels SYM BP

Speedo settings: 3 Months Daily Speedo Vs 6 Months Daily Speedo and last 3 months price flow color keyed.

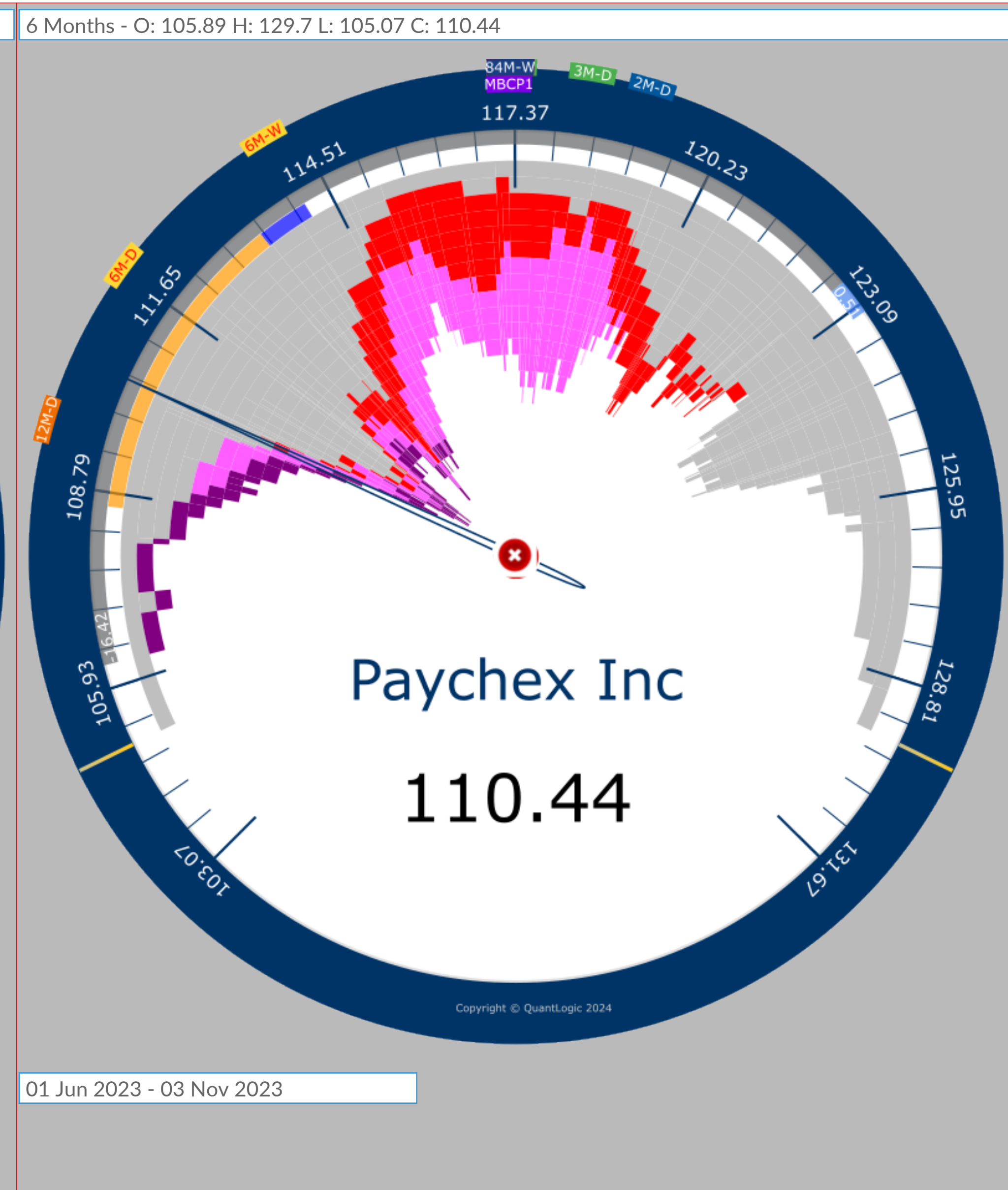
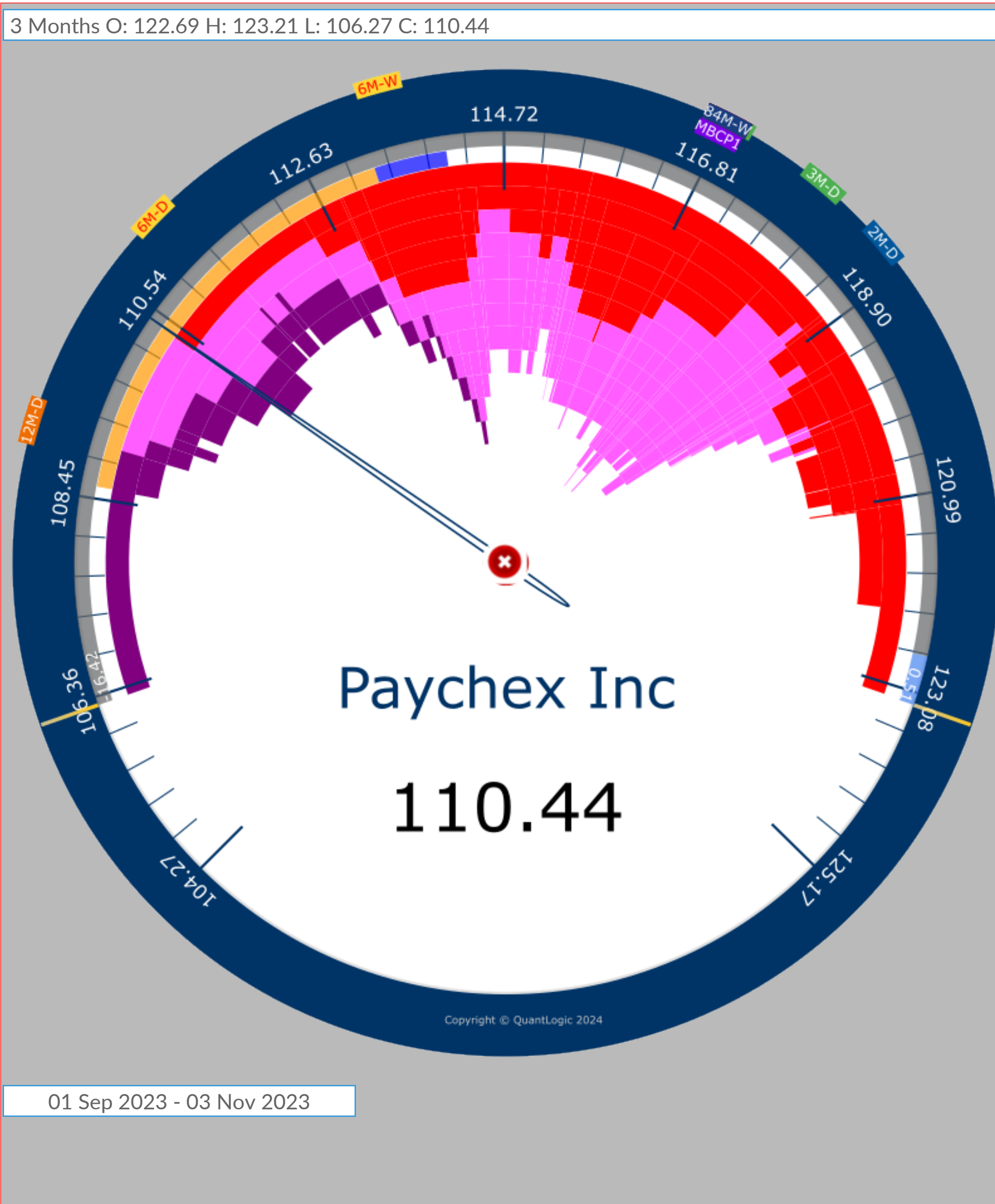
Pattern Entry Rules: The recent low coincided with west side of the 12MD BCP.



Sector Information: **SEC** Information Technology **IND** Semiconductors & Semiconductor Equipment **SYM** OLED

Speedo settings: 3 Months Daily Speedo Vs 6 Months Daily Speedo and last 3 months price flow color keyed.

Pattern Entry Rules: The recent low coincided with west side of the 12MD BCP.



Pattern Information
 Quant West 1 (QW1)
 Serial No. 37 / 75
 Entry Date : 03-Nov-23 04:00 PM
 Entry Price : 110.44
 Key Indicators : BCP and Recent low

Bell Curve Peak (BCPs)

2M-D 118.81	3M-D 118.05
3M-W 117.06	6M-D 111.42
6M-W 113.79	12M-D 109.27
12M-W 117.02	24M-W 117.02
36M-W 117.02	48M-W 117.02
60M-W 117.02	72M-W 117.02
84M-W 117.02	

Multiple Bell Curve Peak (MBCPs)

MBCP1 117

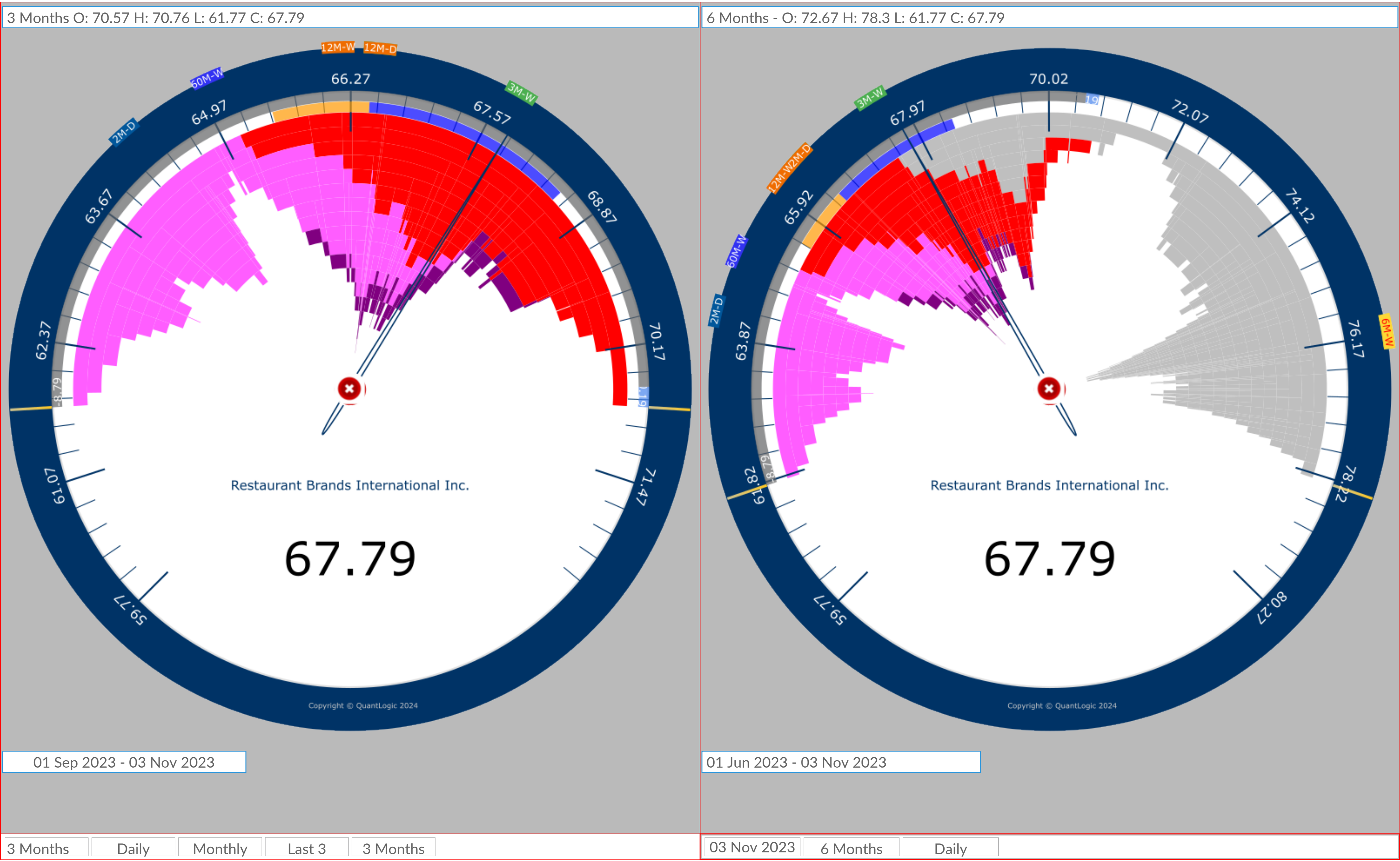
Color Key (Monthly)

■ Sep 2023 ■ Oct 2023
 ■ Nov 2023

Sector Information: **SEC** Information Technology **IND** IT Services **SYM** PAYX

Speedo settings: 3 Months Daily Speedo Vs 6 Months Daily Speedo and last 3 months price flow color keyed.

Pattern Entry Rules: The recent low coincided with west side of the 12MD BCP.



Pattern Information
 Quant West 1 (QW1)
 Serial No. 38 / 75
 Entry Date : 03-Nov-23 04:00 PM
 Entry Price : 67.79
 Key Indicators : BCP and Recent low

Bell Curve Peak (BCPs)

2M-D	64.41	3M-D	66.64
3M-W	67.84	6M-D	75.91
6M-W	75.94	12M-D	66.64
12M-W	66.3	24M-W	58.39
36M-W	58.49	48M-W	58.49
60M-W	65.21	72M-W	57.09
84M-W	57.09		

Multiple Bell Curve Peak (MBCPs)

MBCP1 58.6

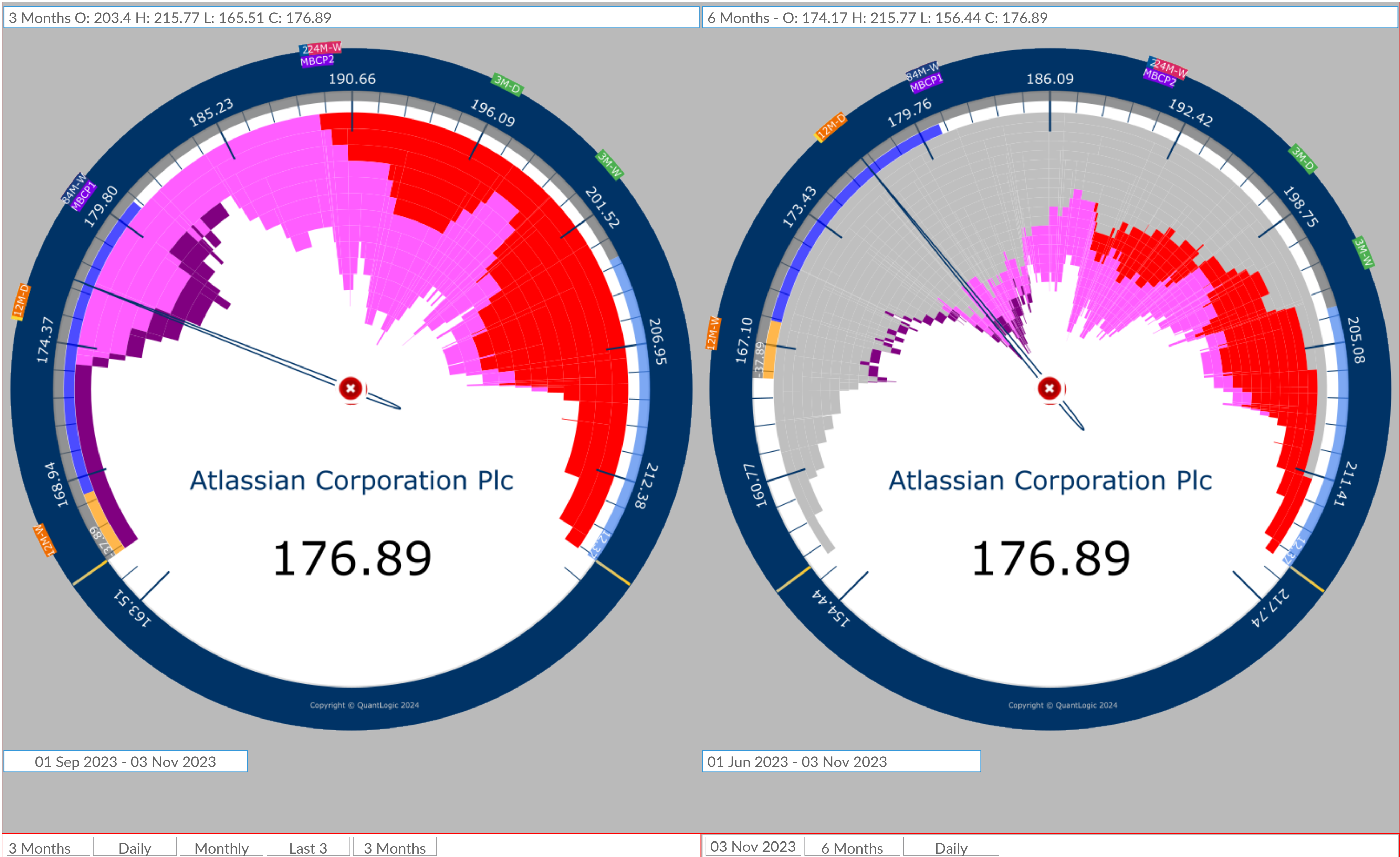
Color Key (Monthly)

Sep 2023 Oct 2023 Nov 2023

Sector Information: SEC Consumer Discretionary IND Hotels, Restaurants & Leisure SYM QSR

Speedo settings: 3 Months Daily Speedo Vs 6 Months Daily Speedo and last 3 months price flow color keyed.

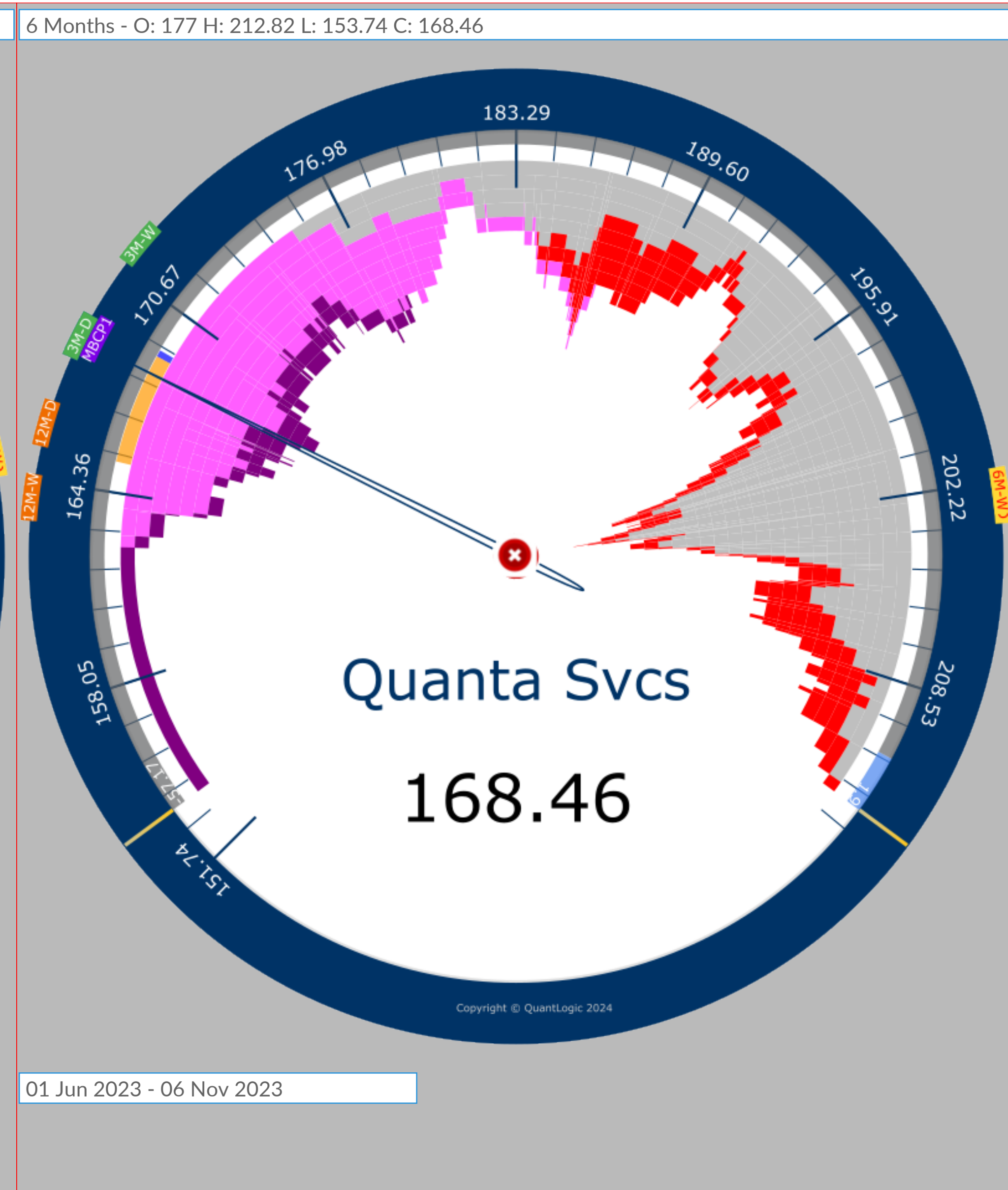
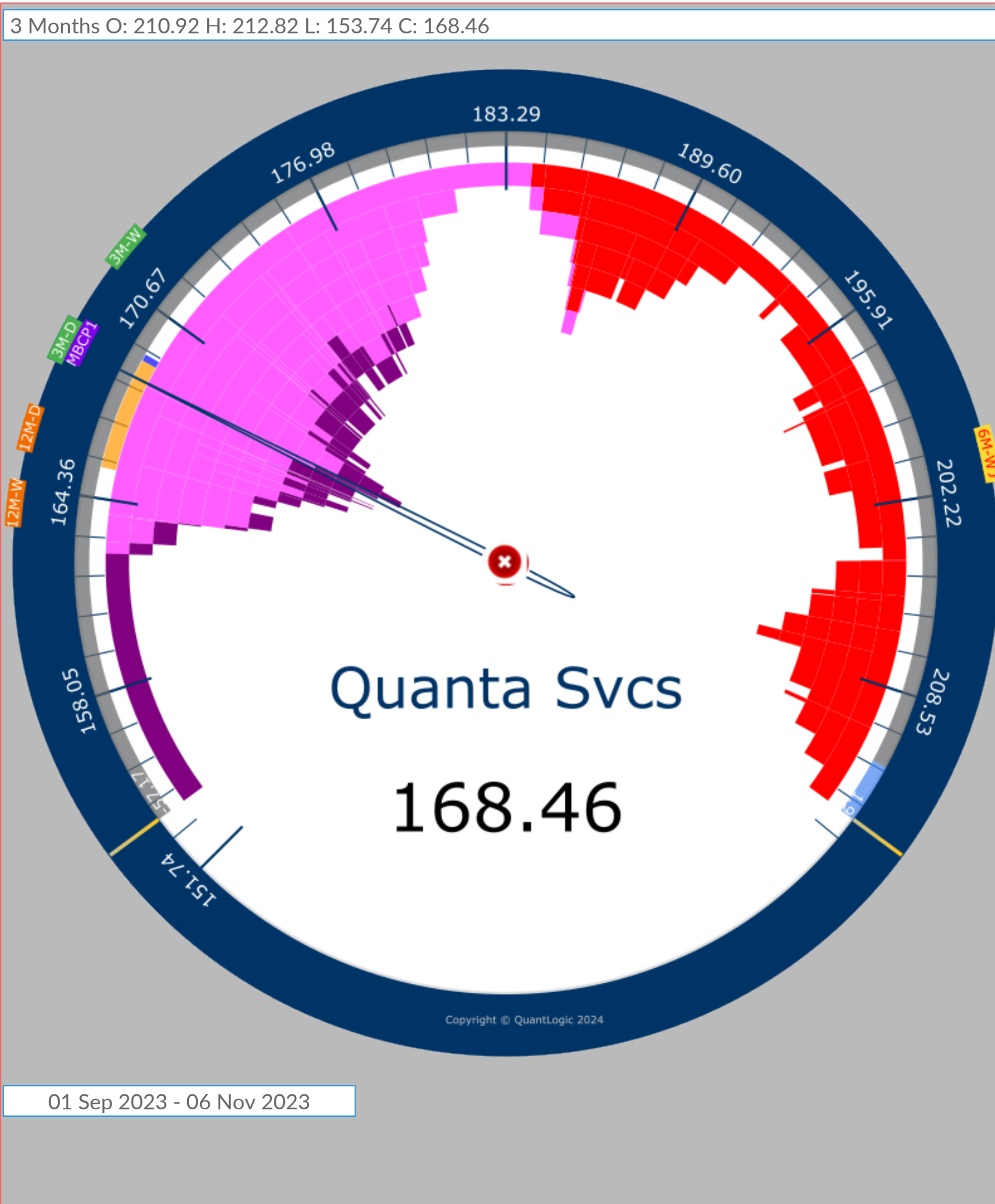
Pattern Entry Rules: The recent low coincided with west side of the 12MD BCP.



Sector Information: **SEC** Information Technology **IND** Software **SYM** TEAM

Speedo settings: 3 Months Daily Speedo Vs 6 Months Daily Speedo and last 3 months price flow color keyed.

Pattern Entry Rules: The recent low coincided with west side of the 12MD BCP.



Pattern Information
 Quant West 1 (QW1)
 Serial No. 40 / 75
 Entry Date : 06-Nov-23 04:00 PM
 Entry Price : 168.46
 Key Indicators : BCP and Recent low

Bell Curve Peak (BCPs)

2M-D 169.16	3M-D 169.16
3M-W 172.18	6M-D 202.11
6M-W 201.85	12M-D 166.59
12M-W 164.52	24M-W 143.03
36M-W 115.16	48M-W 115.16
60M-W 37.78	72M-W 34.11
84M-W 34.23	

Multiple Bell Curve Peak (MBCPs)

MBCP1 169.3

Color Key (Monthly)

■ Sep 2023 ■ Oct 2023
 ■ Nov 2023

Sector Information: **SEC** Industrials **IND** Construction & Engineering **SYM** PWR

Speedo settings: 3 Months Daily Speedo Vs 6 Months Daily Speedo and last 3 months price flow color keyed.

Pattern Entry Rules: The recent low coincided with west side of the 12MD BCP.

3 Months O: 239.58 H: 239.95 L: 203.85 C: 212.15

6 Months - O: 215.92 H: 248.8 L: 203.85 C: 212.15

Pattern Information

Quant West 1 (QW1)

Serial No. 41 / 75

Entry Date : 06-Nov-23 04:00 PM

Entry Price : 212.15

Key Indicators : BCP and Recent low

Bell Curve Peak (BCPs)

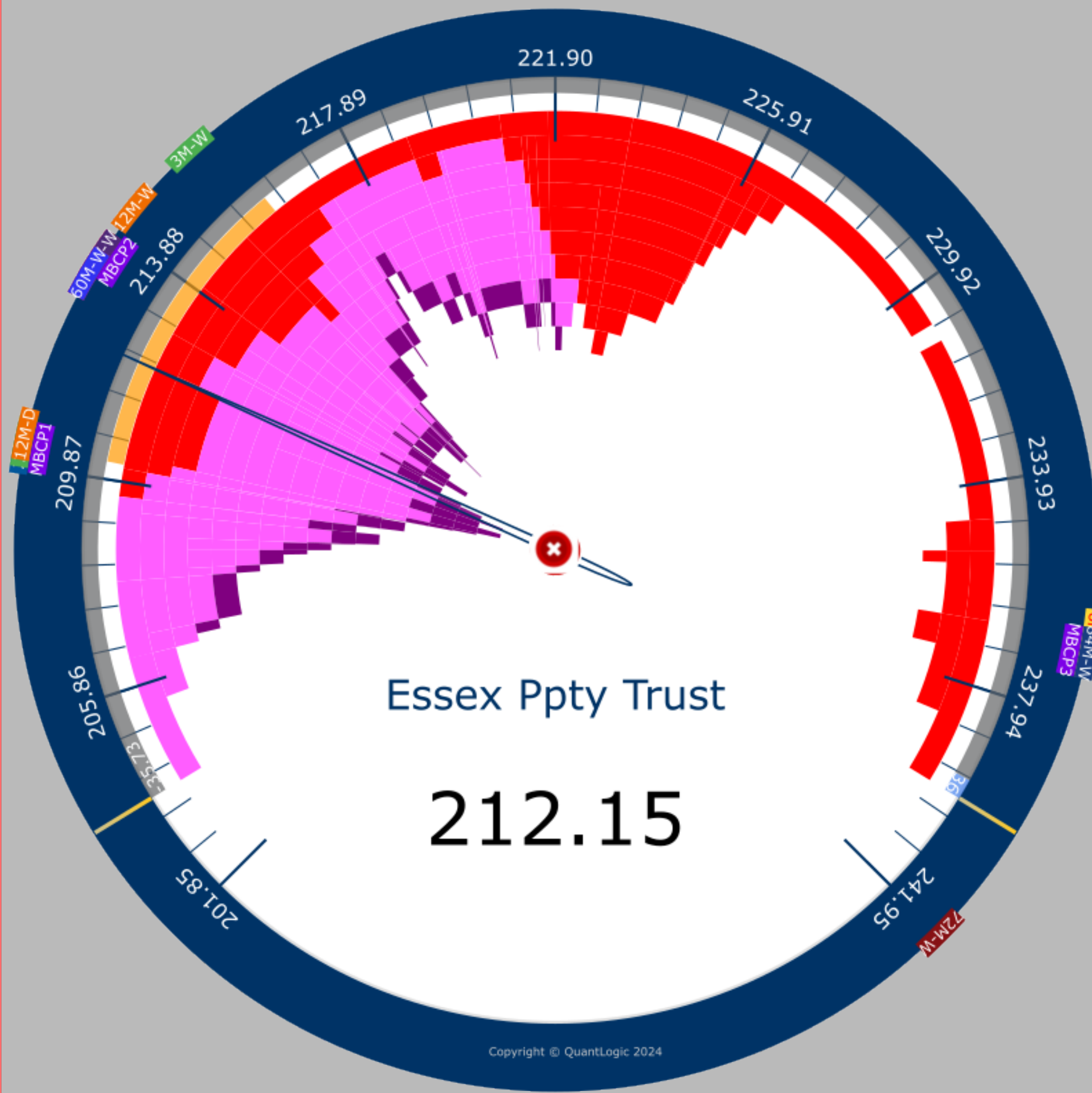
2M-D 210.56	3M-D 210.67
3M-W 216.02	6M-D 237.29
6M-W 237.01	12M-D 210.78
12M-W 214.75	24M-W 213.82
36M-W 213.82	48M-W 213.5
60M-W 213.5	72M-W 241.51
84M-W 237.3	

Multiple Bell Curve Peak (MBCPs)

MBCP1 210.6	MBCP2 213.9
MBCP3 237.3	

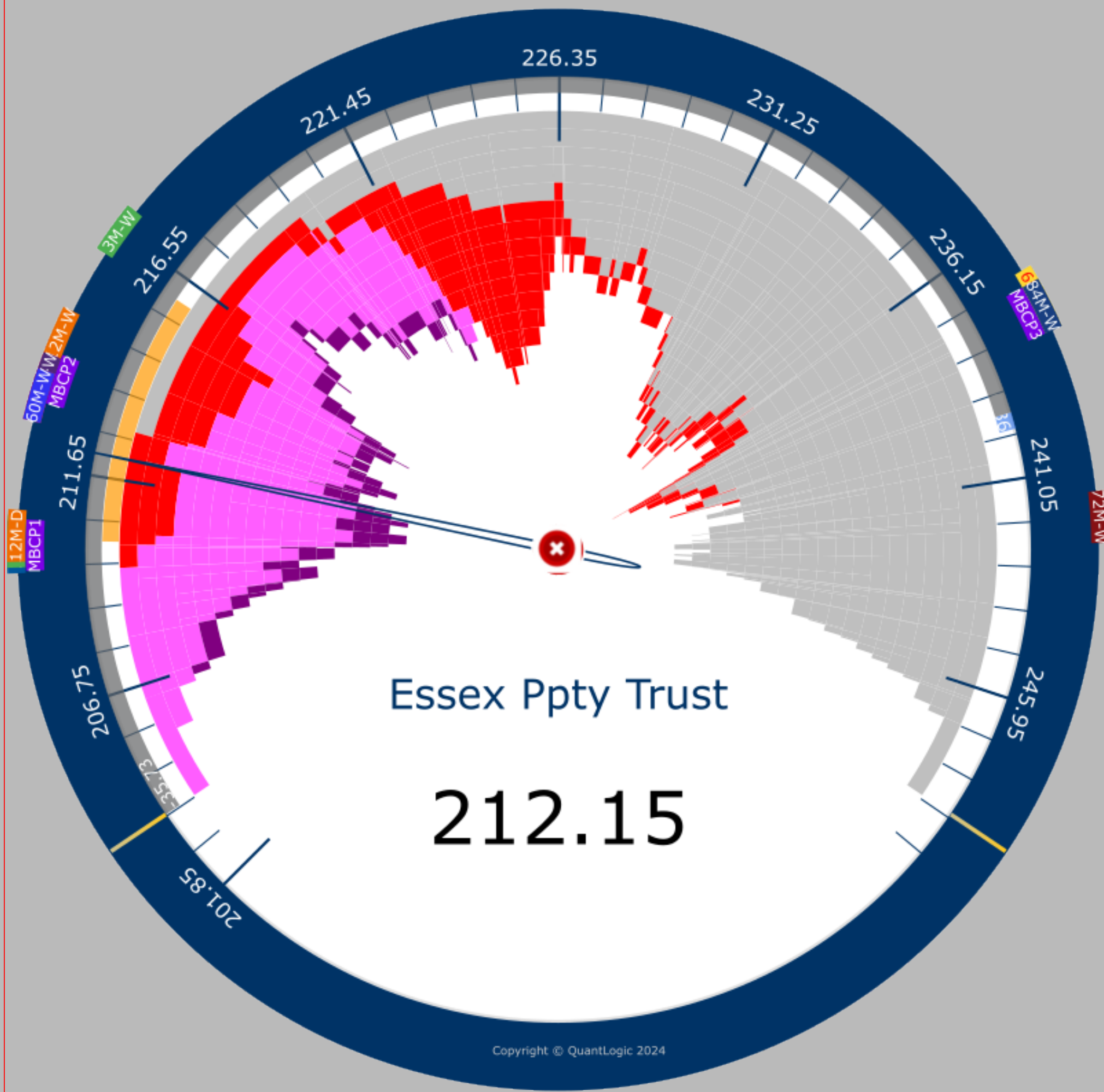
Color Key (Monthly)

■ Sep 2023	■ Oct 2023
■ Nov 2023	



01 Sep 2023 - 06 Nov 2023

3 Months Daily Monthly Last 3 3 Months



01 Jun 2023 - 06 Nov 2023

06 Nov 2023 6 Months Daily

Sector Information: **SEC** Real Estate **IND** Equity Real Estate, Investment Trusts (REITs) **SYM** ESS

Speedo settings: 3 Months Daily Speedo Vs 6 Months Daily Speedo and last 3 months price flow color keyed.

Pattern Entry Rules: The recent low coincided with west side of the 12MD BCP.

3 Months O: 117.43 H: 120 L: 108.6 C: 113.21

6 Months - O: 105.45 H: 135.76 L: 103.17 C: 113.21

Pattern Information

Quant West 1 (QW1)

Serial No. 42 / 75

Entry Date : 06-Nov-23 04:00 PM

Entry Price : 113.21

Key Indicators : BCP and Recent low

Bell Curve Peak (BCPs)

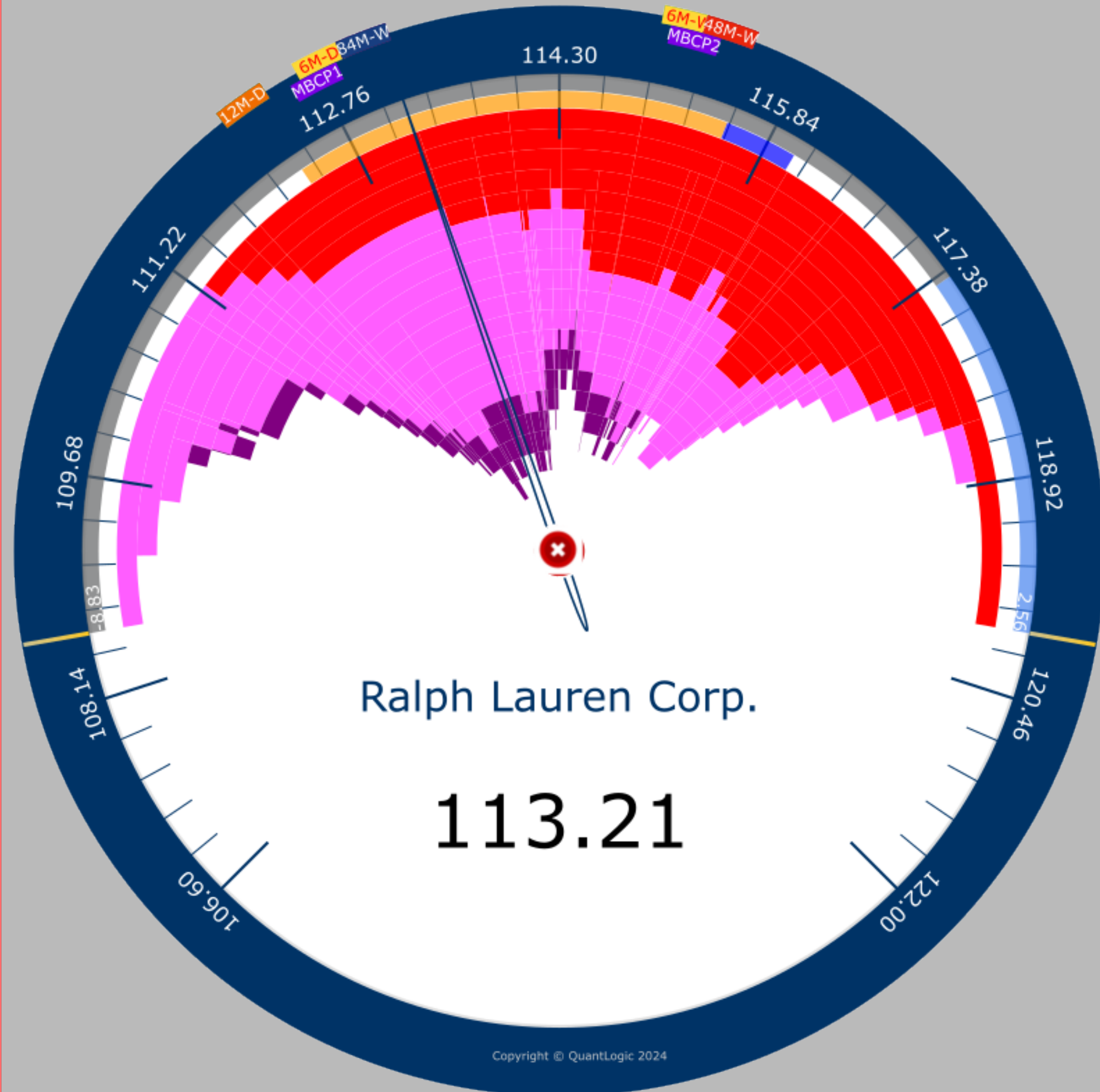
2M-D	112.44	3M-D	112.44
3M-W	115.24	6M-D	112.97
6M-W	115.24	12M-D	112.44
12M-W	115.5	24M-W	115.5
36M-W	115.5	48M-W	115.5
60M-W	113.26	72M-W	113.26
84M-W	113.26		

Multiple Bell Curve Peak (MBCPs)

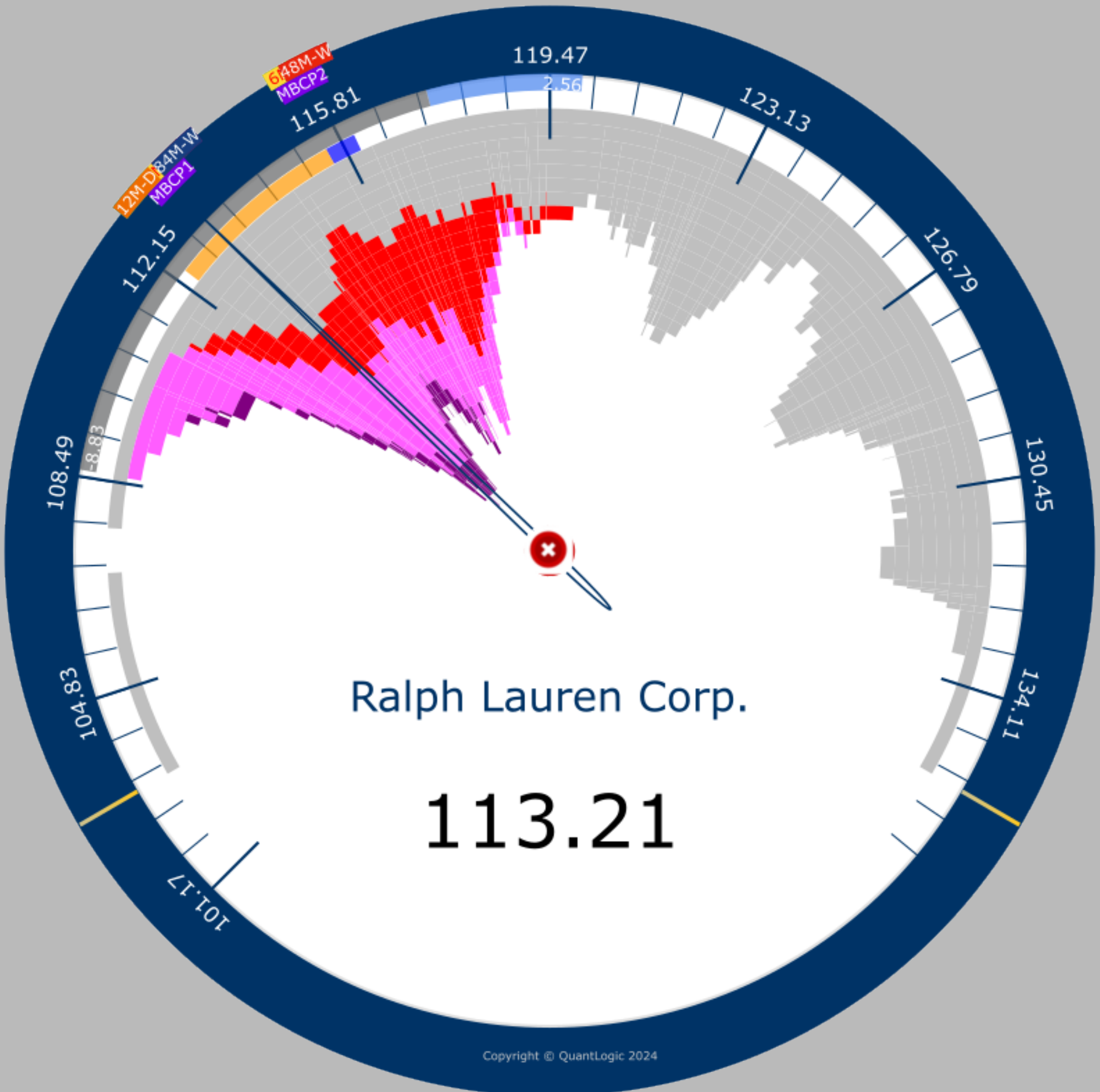
MBCP1	112.9	MBCP2	115.3
-------	-------	-------	-------

Color Key (Monthly)

Sep 2023	Oct 2023
Nov 2023	



01 Sep 2023 - 06 Nov 2023



01 Jun 2023 - 06 Nov 2023

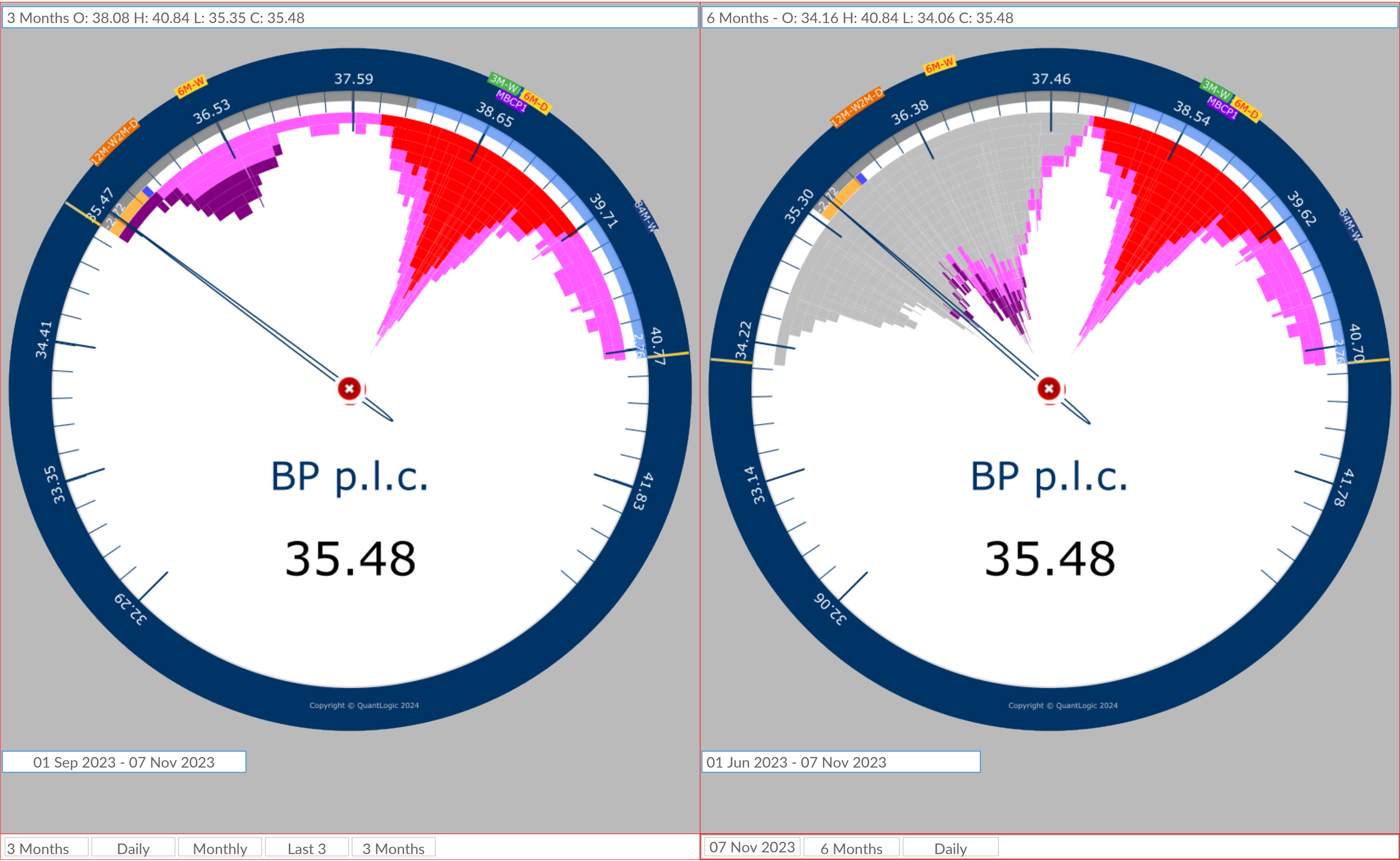
3 Months Daily Monthly Last 3 3 Months

06 Nov 2023 6 Months Daily

Sector Information: SEC Consumer Discretionary IND Textiles, Apparel & Luxury Goods SYM RL

Speedo settings: 3 Months Daily Speedo Vs 6 Months Daily Speedo and last 3 months price flow color keyed.

Pattern Entry Rules: The recent low coincided with west side of the 12MD BCP.



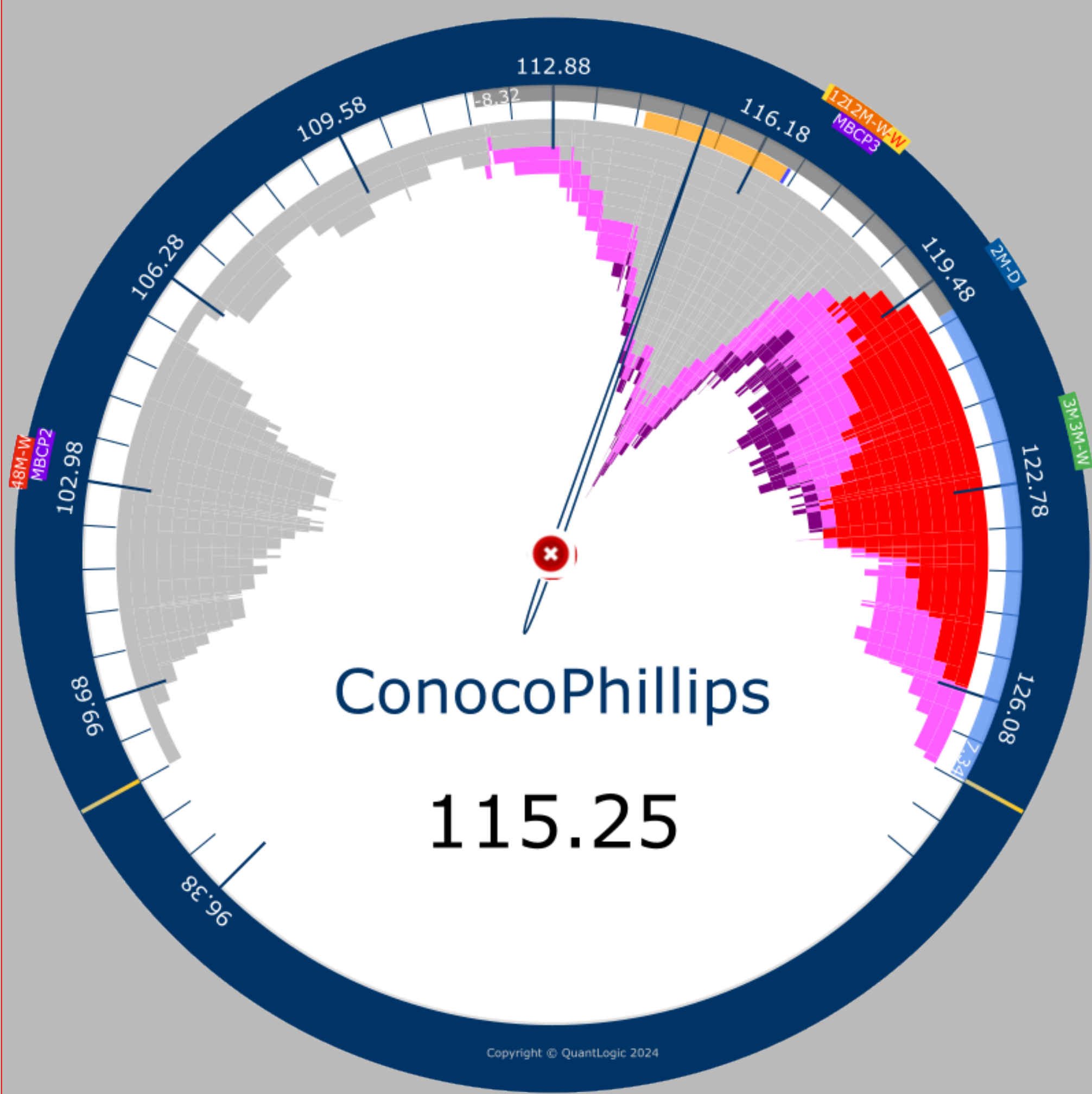
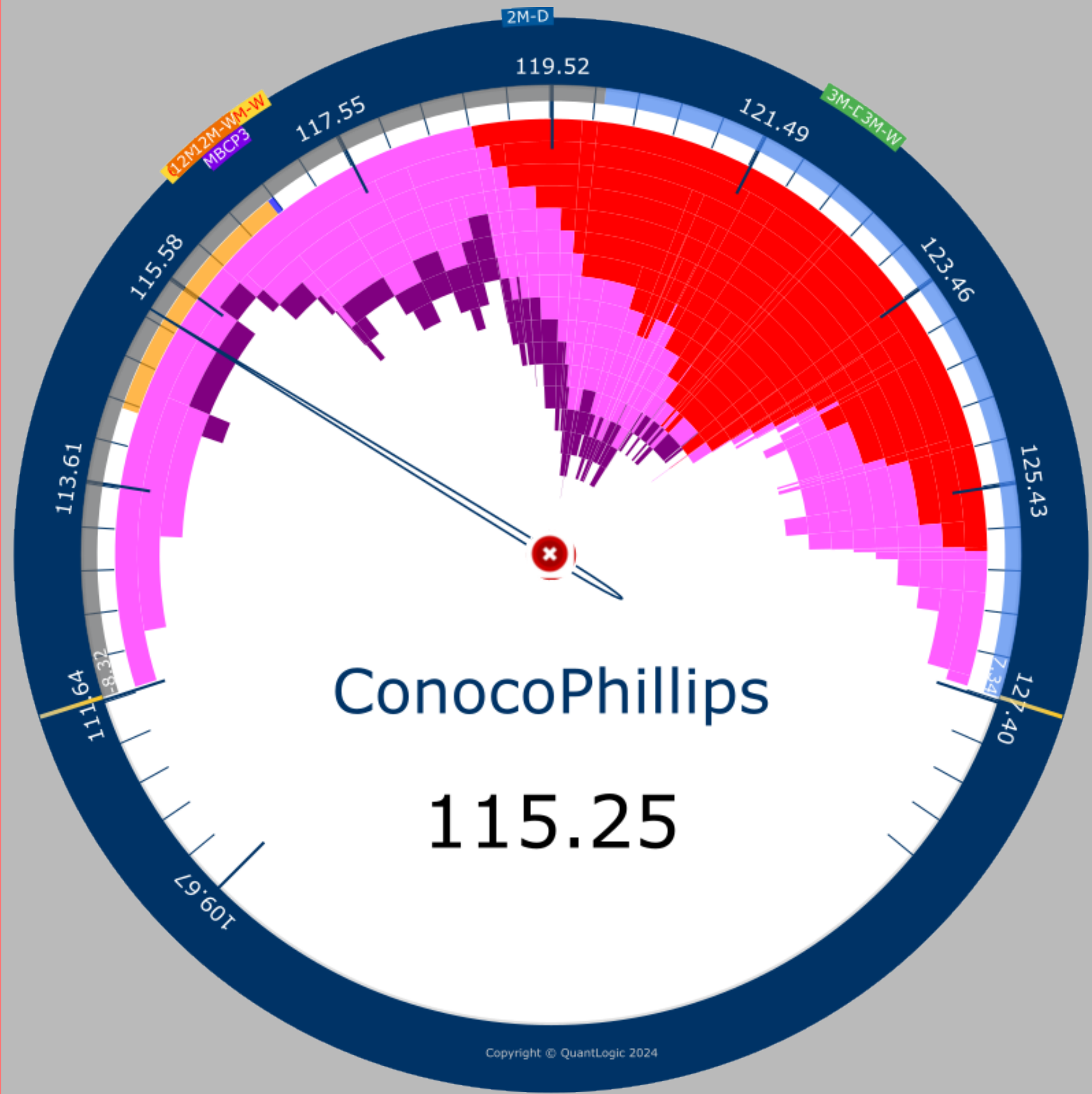
Sector Information: SEC Energy IND Oil, Gas & Consumable Fuels SYM BP

Speedo settings: 3 Months Daily Speedo Vs 6 Months Daily Speedo and last 3 months price flow color keyed.

Pattern Entry Rules: The recent low coincided with west side of the 12MD BCP.

3 Months O: 120 H: 127.35 L: 111.67 C: 115.25

6 Months - O: 99.57 H: 127.35 L: 98.38 C: 115.25



01 Sep 2023 - 07 Nov 2023

01 Jun 2023 - 07 Nov 2023

3 Months Daily Monthly Last 3 3 Months

07 Nov 2023 6 Months Daily

Pattern Information
 Quant West 1 (QW1)
 Serial No. 44 / 75
 Entry Date : 07-Nov-23 04:00 PM
 Entry Price : 115.25
 Key Indicators : BCP and Recent low

Bell Curve Peak (BCPs)

2M-D 119.53	3M-D 121.73
3M-W 122.06	6M-D 116.59
6M-W 117.19	12M-D 116.66
12M-W 116.89	24M-W 102.75
36M-W 102.75	48M-W 102.75
60M-W 59.41	72M-W 59.42
84M-W 59.42	

Multiple Bell Curve Peak (MBCPs)

MBCP1 59.3	MBCP2 102.9
MBCP3 116.9	

Color Key (Monthly)

■ Sep 2023	■ Oct 2023
■ Nov 2023	

Sector Information: SEC Energy IND Oil, Gas & Consumable Fuels SYM COP

Speedo settings: 3 Months Daily Speedo Vs 6 Months Daily Speedo and last 3 months price flow color keyed.

Pattern Entry Rules: The recent low coincided with west side of the 12MD BCP.

3 Months O: 39.38 H: 43.85 L: 37.82 C: 37.94

6 Months - O: 28.71 H: 43.85 L: 28.71 C: 37.94

Pattern Information

Quant West 1 (QW1)

Serial No. 45 / 75

Entry Date : 07-Nov-23 04:00 PM

Entry Price : 37.94

Key Indicators : BCP and Recent low

Bell Curve Peak (BCPs)

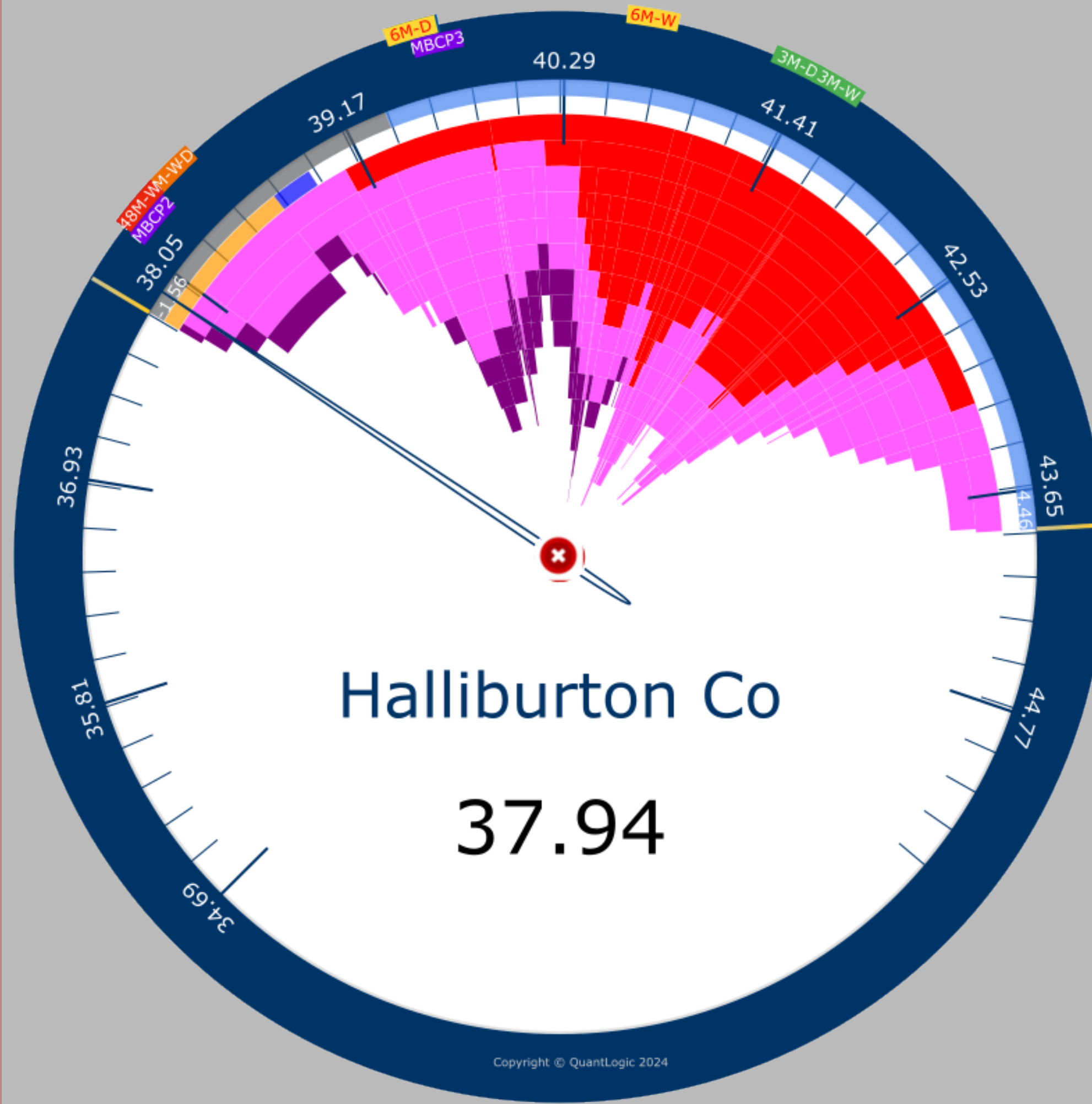
2M-D	39.51	3M-D	41.22
3M-W	41.42	6M-D	39.5
6M-W	40.56	12M-D	38.52
12M-W	38.45	24M-W	38.31
36M-W	38.31	48M-W	38.31
60M-W	31.09	72M-W	31.09
84M-W	31.09		

Multiple Bell Curve Peak (MBCPs)

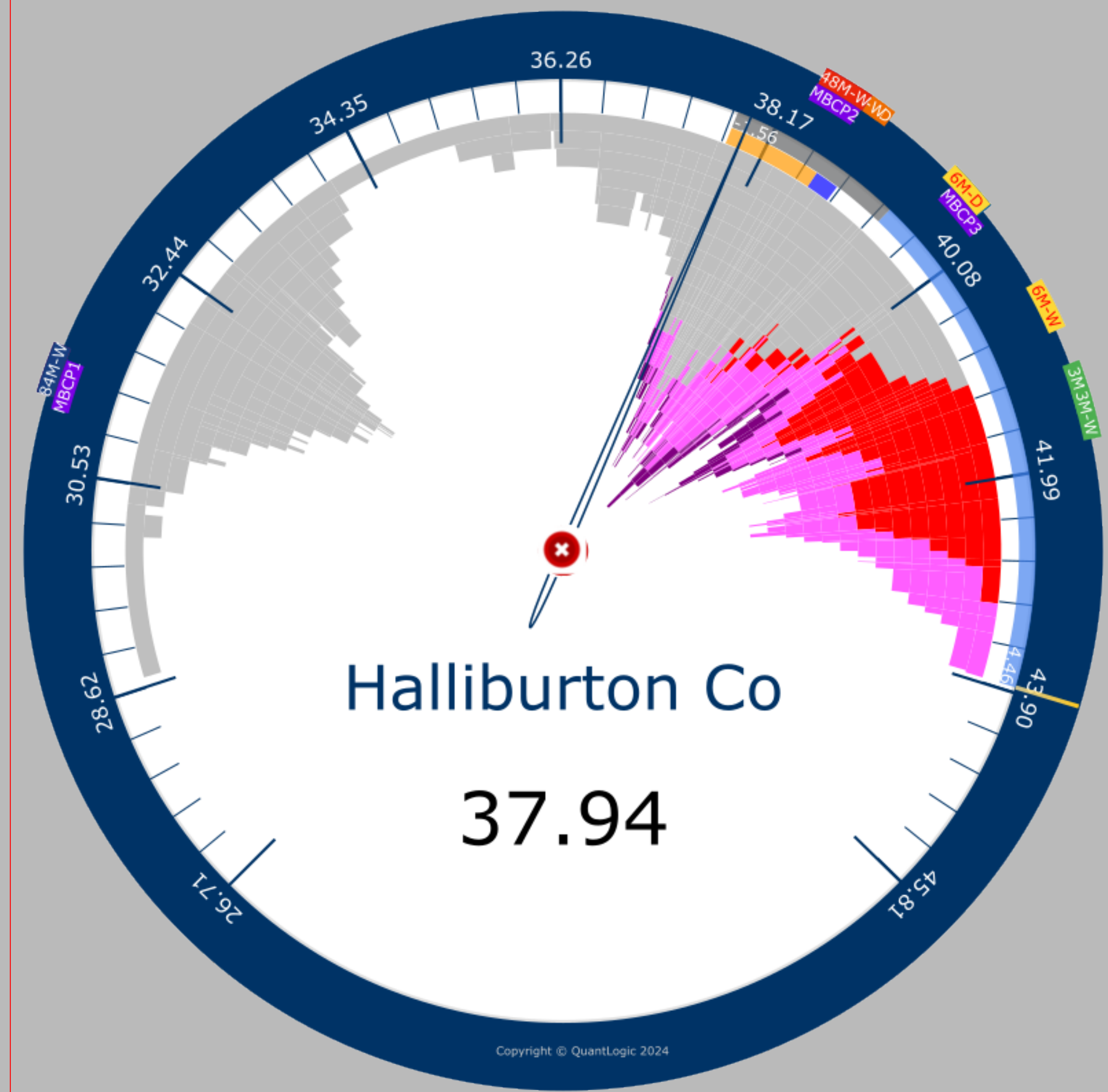
MBCP1	31	MBCP2	38.3
MBCP3	39.6		

Color Key (Monthly)

Sep 2023	Oct 2023
Nov 2023	



01 Sep 2023 - 07 Nov 2023



01 Jun 2023 - 07 Nov 2023

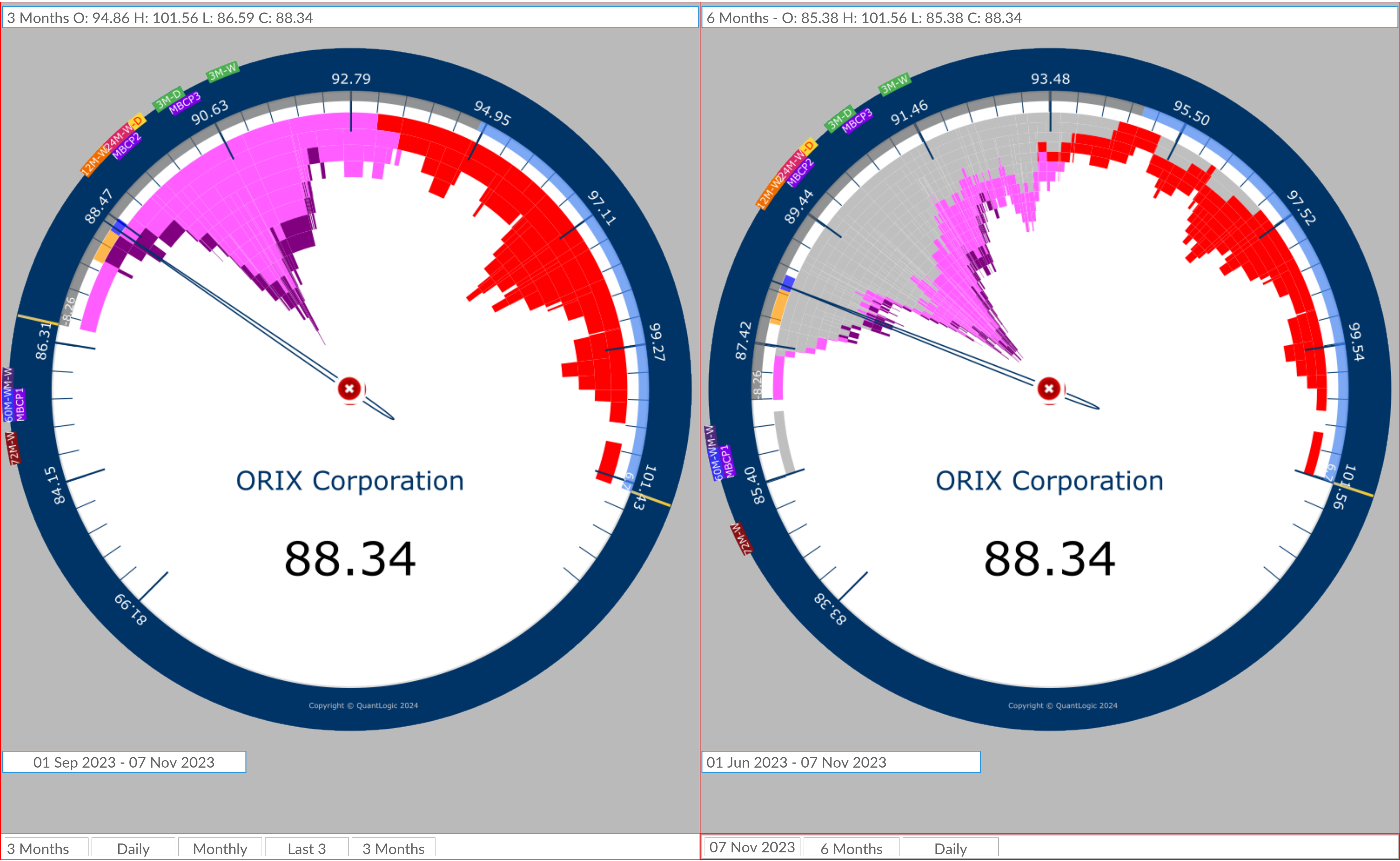
3 Months Daily Monthly Last 3 3 Months

07 Nov 2023 6 Months Daily

Sector Information: SEC Energy IND Energy Equipment & Services SYM HAL

Speedo settings: 3 Months Daily Speedo Vs 6 Months Daily Speedo and last 3 months price flow color keyed.

Pattern Entry Rules: The recent low coincided with west side of the 12MD BCP.



Sector Information: **SEC** Financials **IND** Diversified Financial Services **SYM** IX

Speedo settings: 3 Months Daily Speedo Vs 6 Months Daily Speedo and last 3 months price flow color keyed.

Pattern Entry Rules: The recent low coincided with west side of the 12MD BCP.

3 Months O: 26.76 H: 29.56 L: 24 C: 25.54

6 Months - O: 22.24 H: 29.56 L: 21.86 C: 25.54

Pattern Information

Quant West 1 (QW1)

Serial No. 47 / 75

Entry Date : 07-Nov-23 04:00 PM

Entry Price : 25.54

Key Indicators : BCP and Recent low

Bell Curve Peak (BCPs)

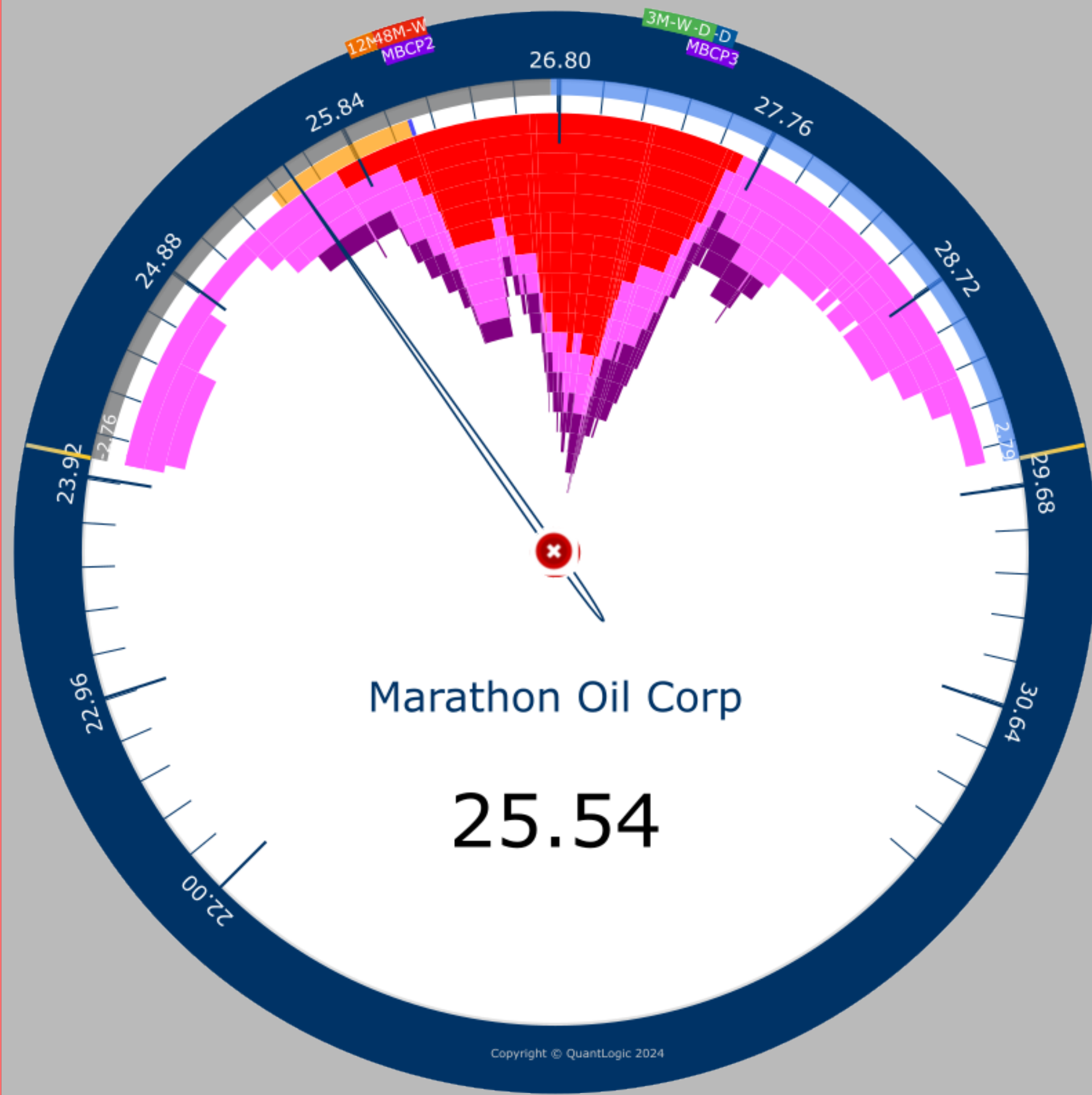
2M-D 27.27	3M-D 27.19
3M-W 27.11	6M-D 26.2
6M-W 26.26	12M-D 26.18
12M-W 26.29	24M-W 26.29
36M-W 26.29	48M-W 26.29
60M-W 11.82	72M-W 11.82
84M-W 11.82	

Multiple Bell Curve Peak (MBCPs)

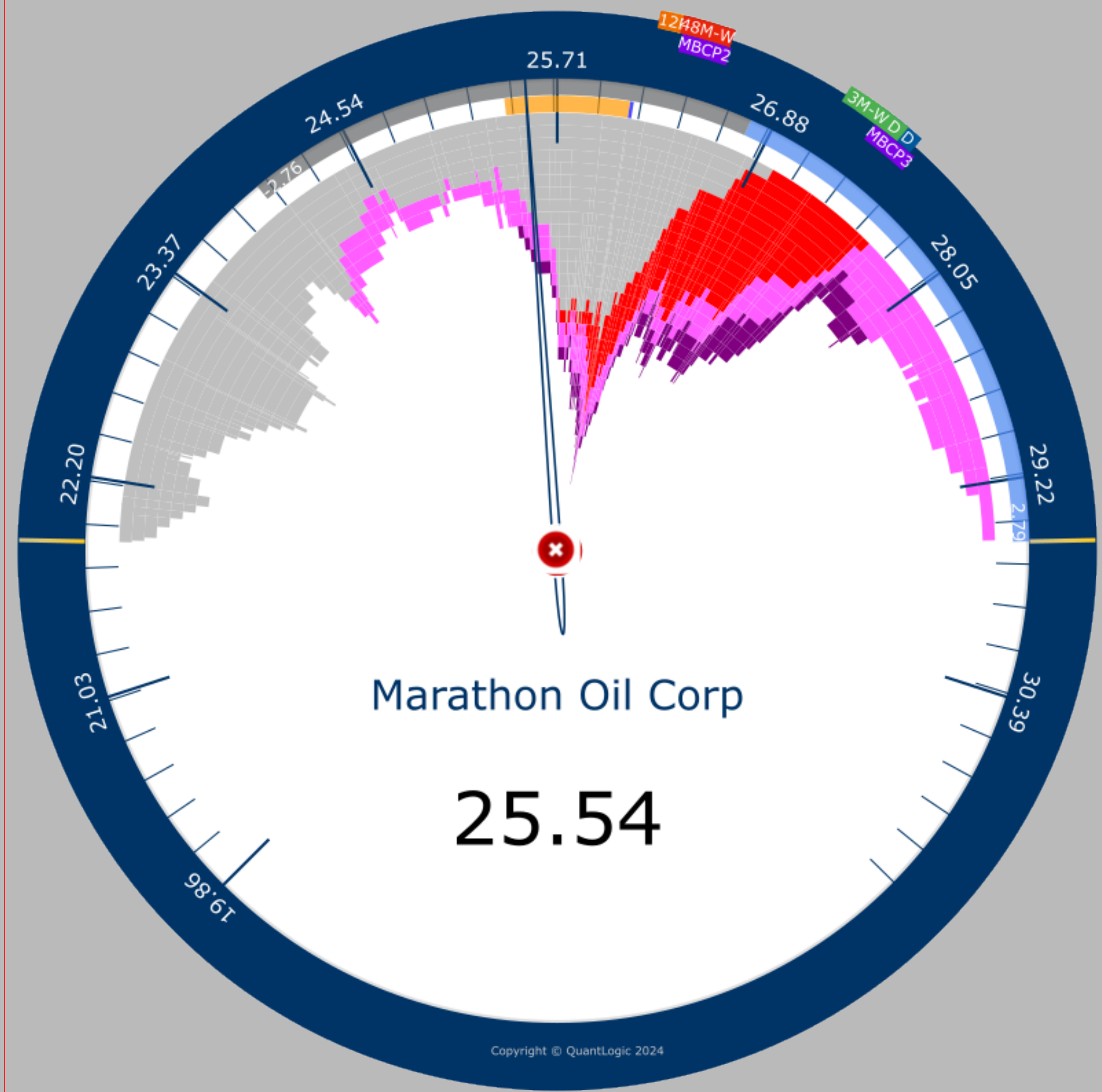
MBCP1 11.9	MBCP2 26.3
MBCP3 27.3	

Color Key (Monthly)

■ Sep 2023	■ Oct 2023
■ Nov 2023	



01 Sep 2023 - 07 Nov 2023



01 Jun 2023 - 07 Nov 2023

3 Months Daily Monthly Last 3 3 Months

07 Nov 2023 6 Months Daily

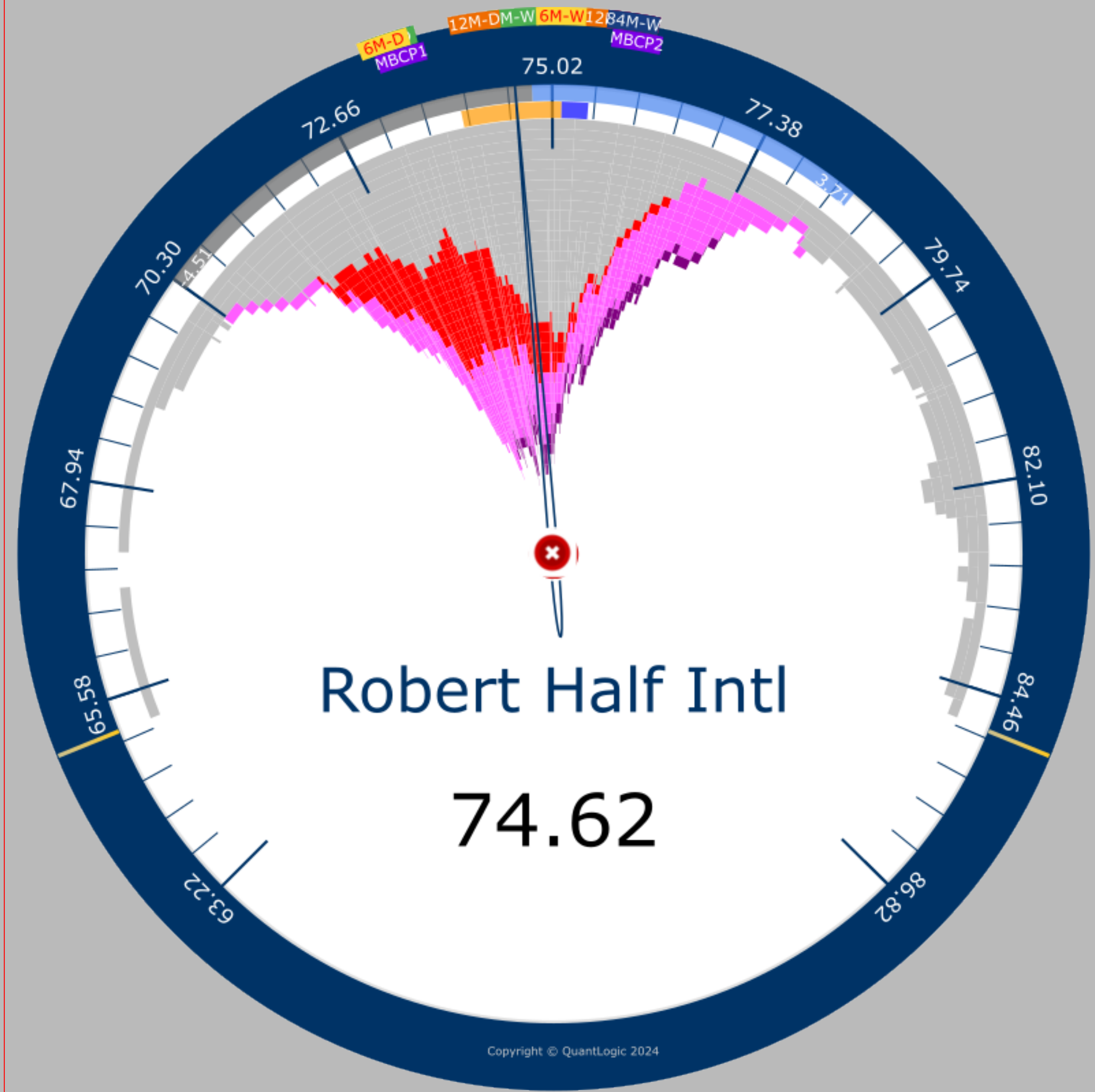
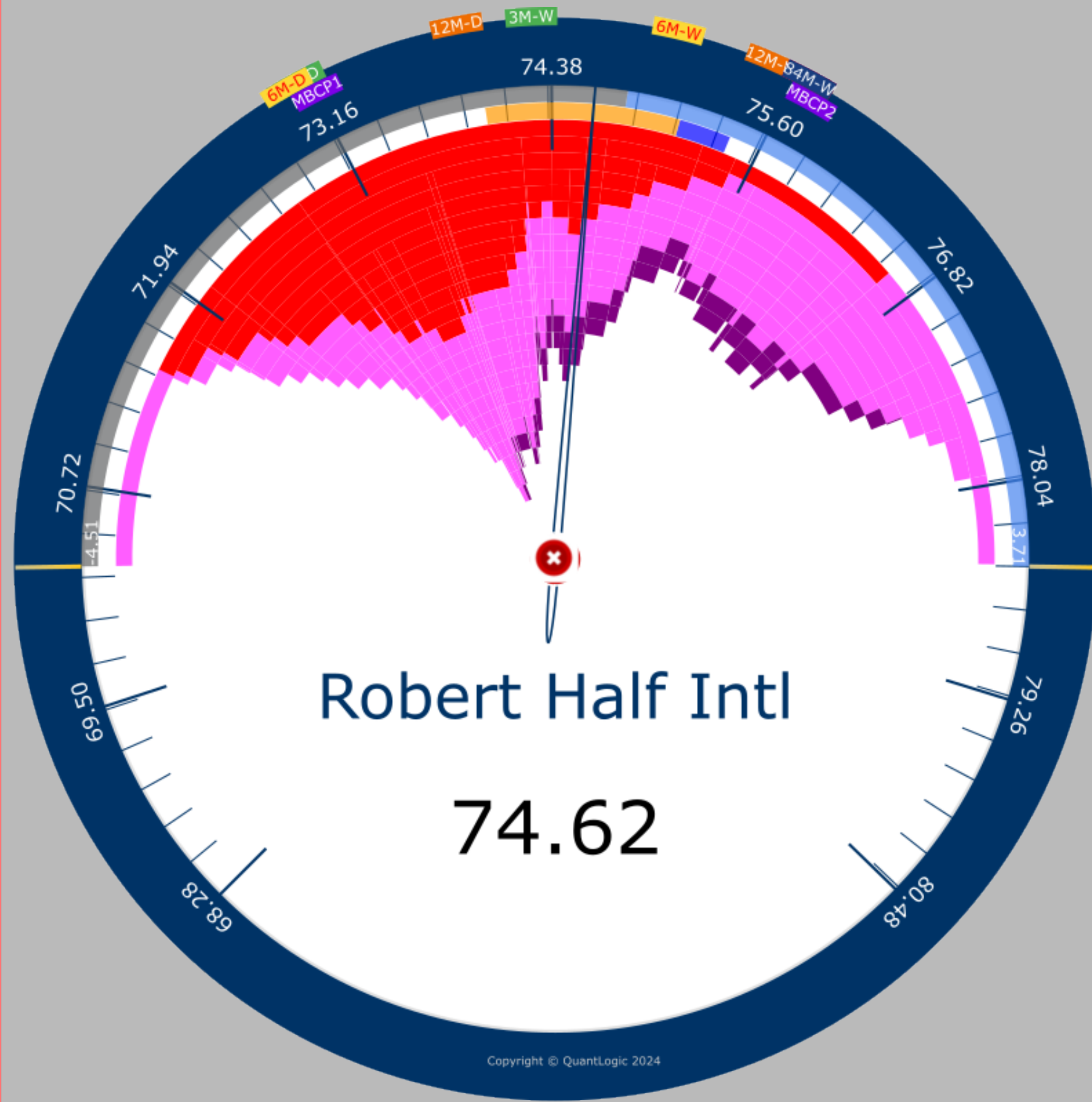
Sector Information: **SEC** Energy **IND** Oil, Gas & Consumable Fuels **SYM** MRO

Speedo settings: 3 Months Daily Speedo Vs 6 Months Daily Speedo and last 3 months price flow color keyed.

Pattern Entry Rules: The recent low coincided with west side of the 12MD BCP.

3 Months O: 74.8 H: 78.52 L: 70.28 C: 74.62

6 Months - O: 66.16 H: 84.85 L: 65.22 C: 74.62



01 Sep 2023 - 07 Nov 2023

01 Jun 2023 - 07 Nov 2023

3 Months Daily Monthly Last 3 3 Months

07 Nov 2023 6 Months Daily

Pattern Information
 Quant West 1 (QW1)
 Serial No. 48 / 75
 Entry Date : 07-Nov-23 04:00 PM
 Entry Price : 74.62
 Key Indicators : BCP and Recent low

Bell Curve Peak (BCPs)

2M-D	73.22	3M-D	73.25
3M-W	74.41	6M-D	73.18
6M-W	74.87	12M-D	74.05
12M-W	75.34	24M-W	75.54
36M-W	75.54	48M-W	75.54
60M-W	75.54	72M-W	75.54
84M-W	75.54		

Multiple Bell Curve Peak (MBCPs)

MBCP1	73.3	MBCP2	75.6
-------	------	-------	------

Color Key (Monthly)

■ Sep 2023 ■ Oct 2023
■ Nov 2023

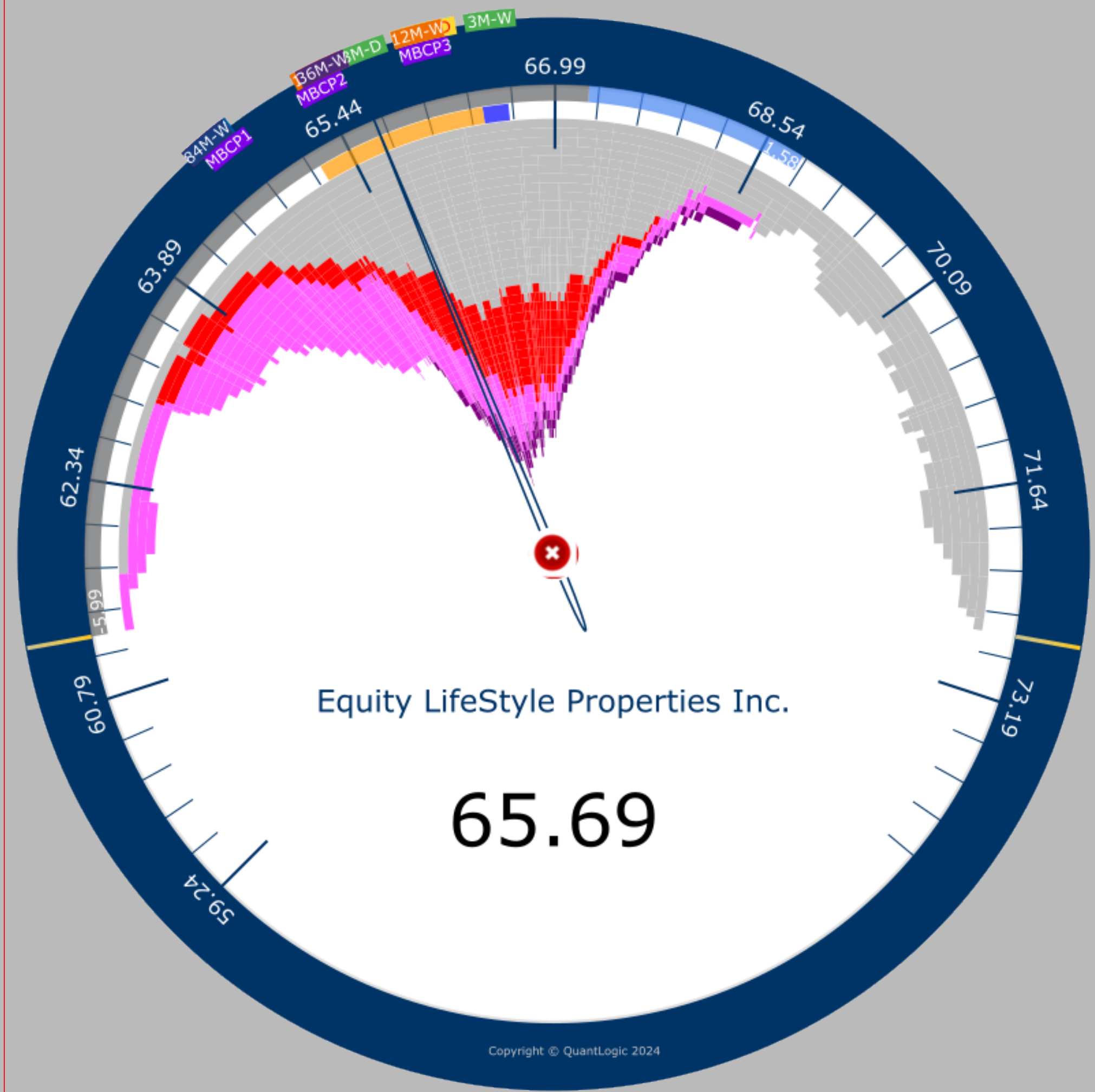
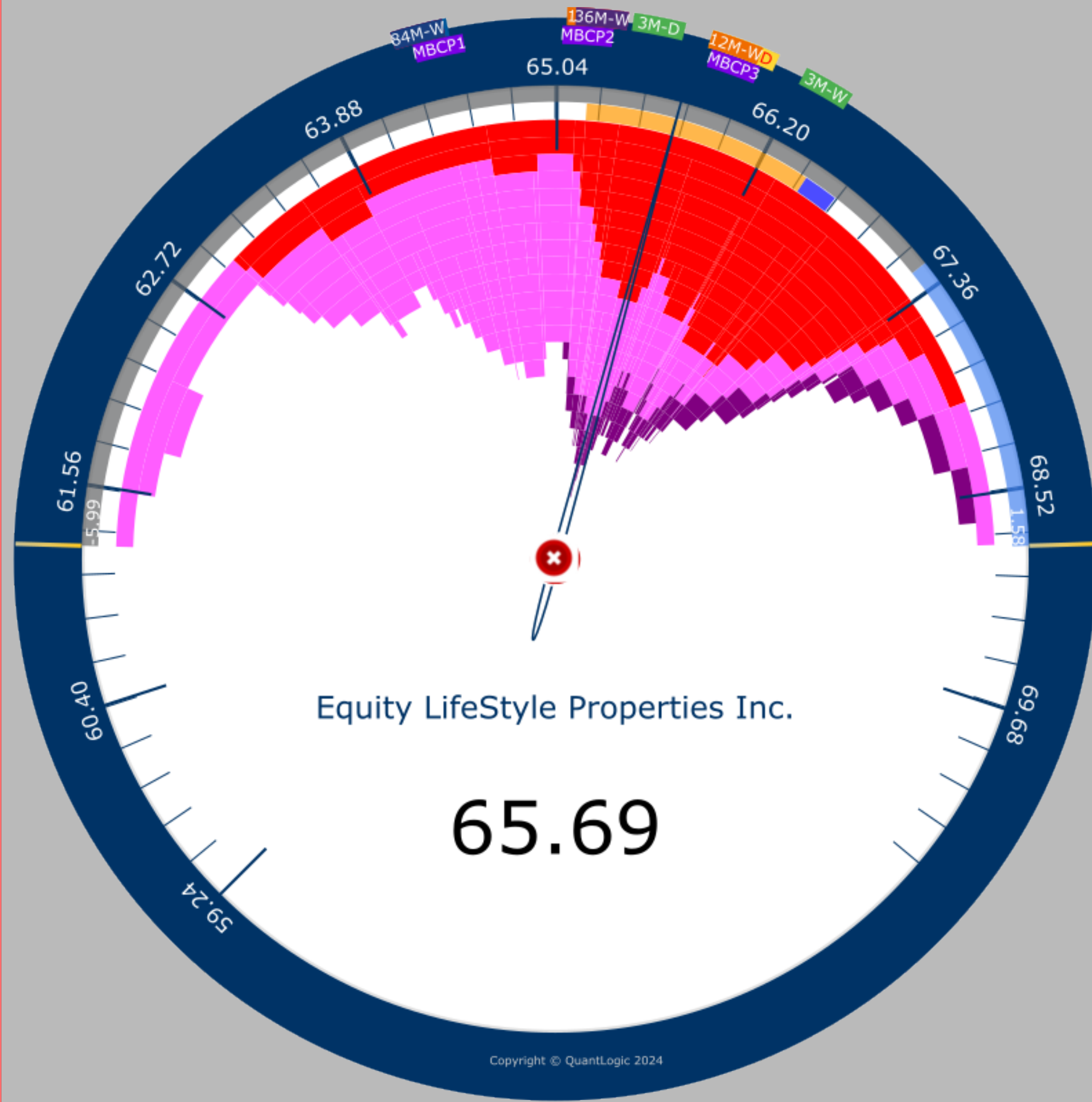
Sector Information: SEC Industrials IND Professional Services SYM RHI

Speedo settings: 3 Months Daily Speedo Vs 6 Months Daily Speedo and last 3 months price flow color keyed.

Pattern Entry Rules: The recent low coincided with west side of the 12MD BCP.

3 Months O: 67.23 H: 68.82 L: 61.24 C: 65.69

6 Months - O: 62.97 H: 72.72 L: 61.24 C: 65.69



01 Sep 2023 - 07 Nov 2023

01 Jun 2023 - 07 Nov 2023

3 Months Daily Monthly Last 3 3 Months

07 Nov 2023 6 Months Daily

Pattern Information
 Quant West 1 (QW1)
 Serial No. 49 / 75
 Entry Date : 07-Nov-23 04:00 PM
 Entry Price : 65.69
 Key Indicators : BCP and Recent low

Bell Curve Peak (BCPs)

2M-D	64.54	3M-D	65.62
3M-W	66.43	6M-D	66.06
6M-W	65.98	12M-D	65.32
12M-W	65.98	24M-W	65.36
36M-W	65.36	48M-W	64.52
60M-W	64.52	72M-W	64.52
84M-W	64.52		

Multiple Bell Curve Peak (MBCPs)

MBCP1	64.6	MBCP2	65.3
MBCP3	66		

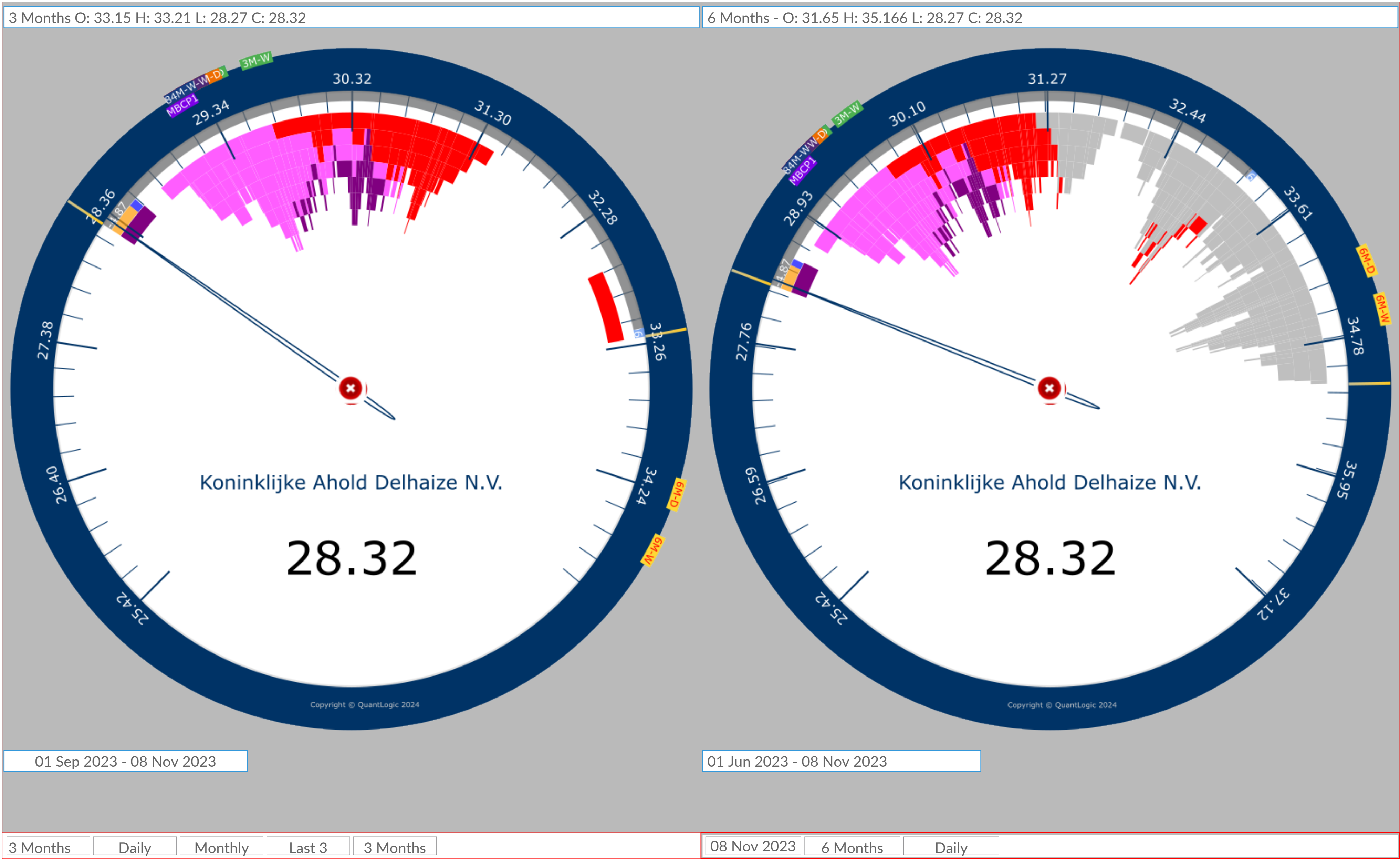
Color Key (Monthly)

■ Sep 2023	■ Oct 2023
■ Nov 2023	

Sector Information: SEC Real Estate IND Equity Real Estate, Investment Trusts (REITs) SYM ELS

Speedo settings: 3 Months Daily Speedo Vs 6 Months Daily Speedo and last 3 months price flow color keyed.

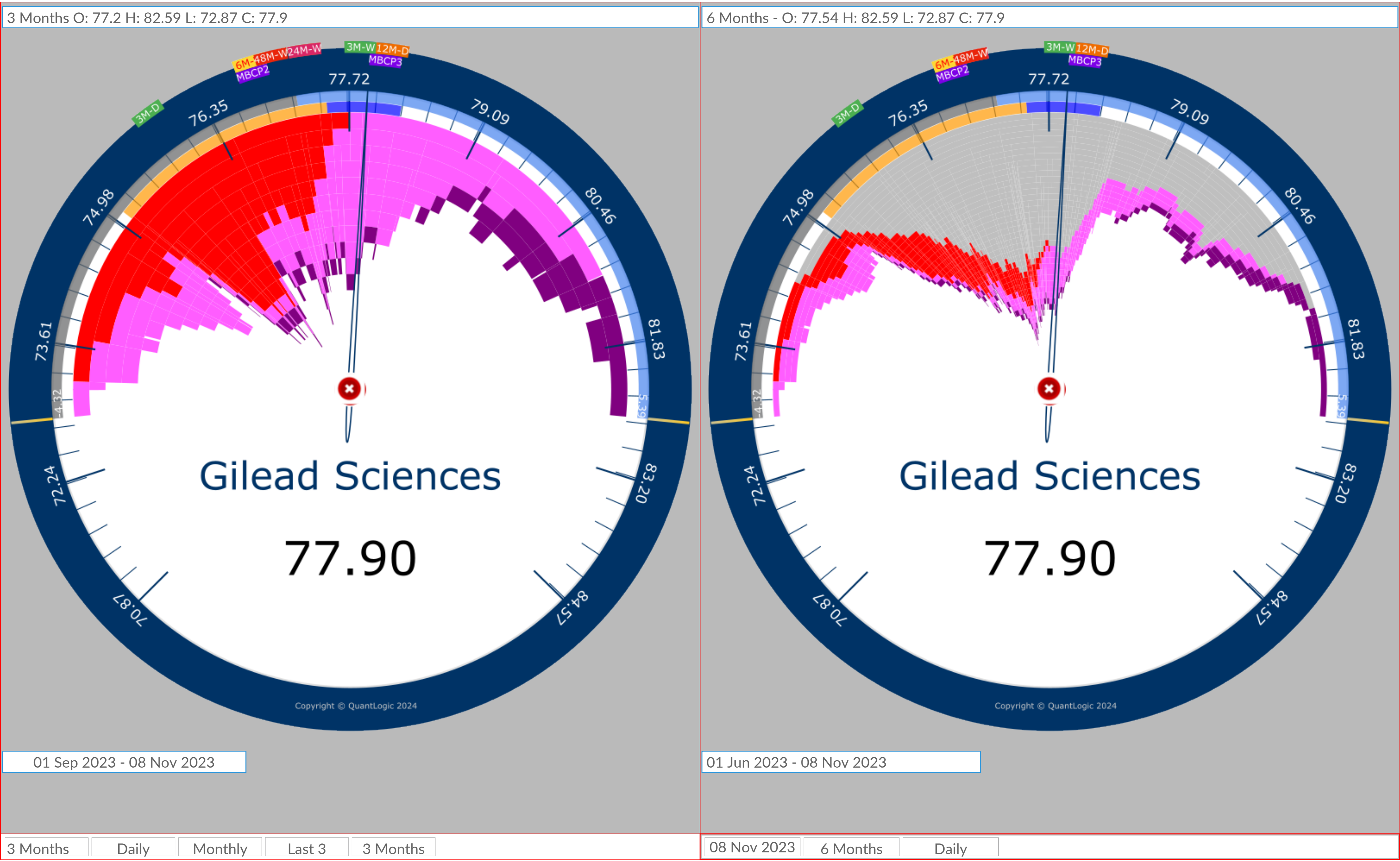
Pattern Entry Rules: The recent low coincided with west side of the 12MD BCP.



Sector Information: **SEC** Consumer Staples **IND** Food & Staples Retailing **SYM** ADRNY

Speedo settings: 3 Months Daily Speedo Vs 6 Months Daily Speedo and last 3 months price flow color keyed.

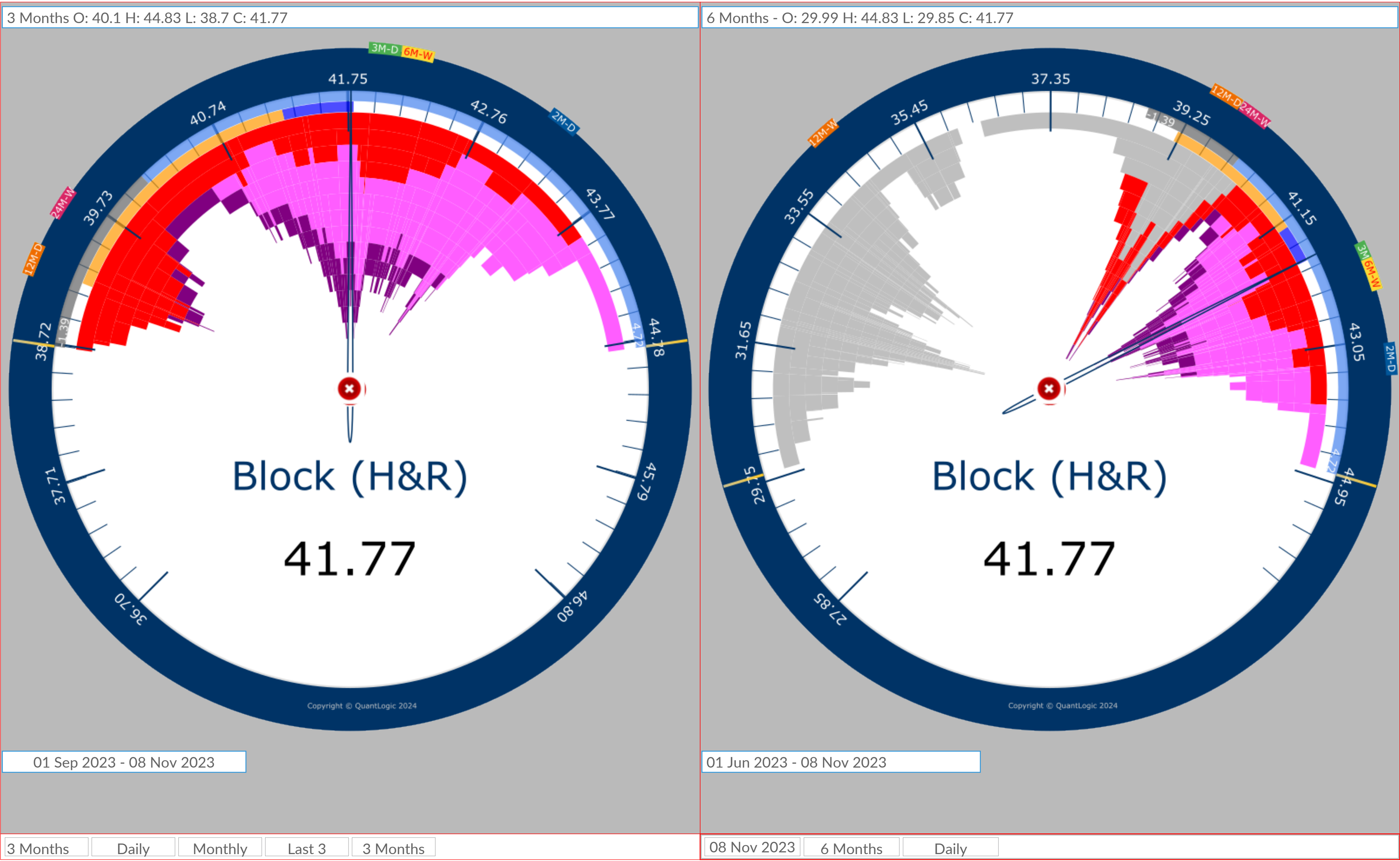
Pattern Entry Rules: The recent low coincided with west side of the 12MD BCP.



Sector Information: **SEC** Health Care **IND** Biotechnology **SYM** GILD

Speedo settings: 3 Months Daily Speedo Vs 6 Months Daily Speedo and last 3 months price flow color keyed.

Pattern Entry Rules: The recent low coincided with west side of the 12MD BCP.



Pattern Information
 Quant West 1 (QW1)
 Serial No. 52 / 75
 Entry Date : 08-Nov-23 04:00 PM
 Entry Price : 41.77
 Key Indicators : BCP and Recent low

Bell Curve Peak (BCPs)

2M-D	43.11	3M-D	41.88
3M-W	42.09	6M-D	39.33
6M-W	42.09	12M-D	39.33
12M-W	34.23	24M-W	39.73
36M-W	24.56	48M-W	24.47
60M-W	24.47	72M-W	24.89
84M-W	25.8		

Multiple Bell Curve Peak (MBCPs)
 MBCP1 24.6

Color Key (Monthly)

■ Sep 2023 ■ Oct 2023
■ Nov 2023

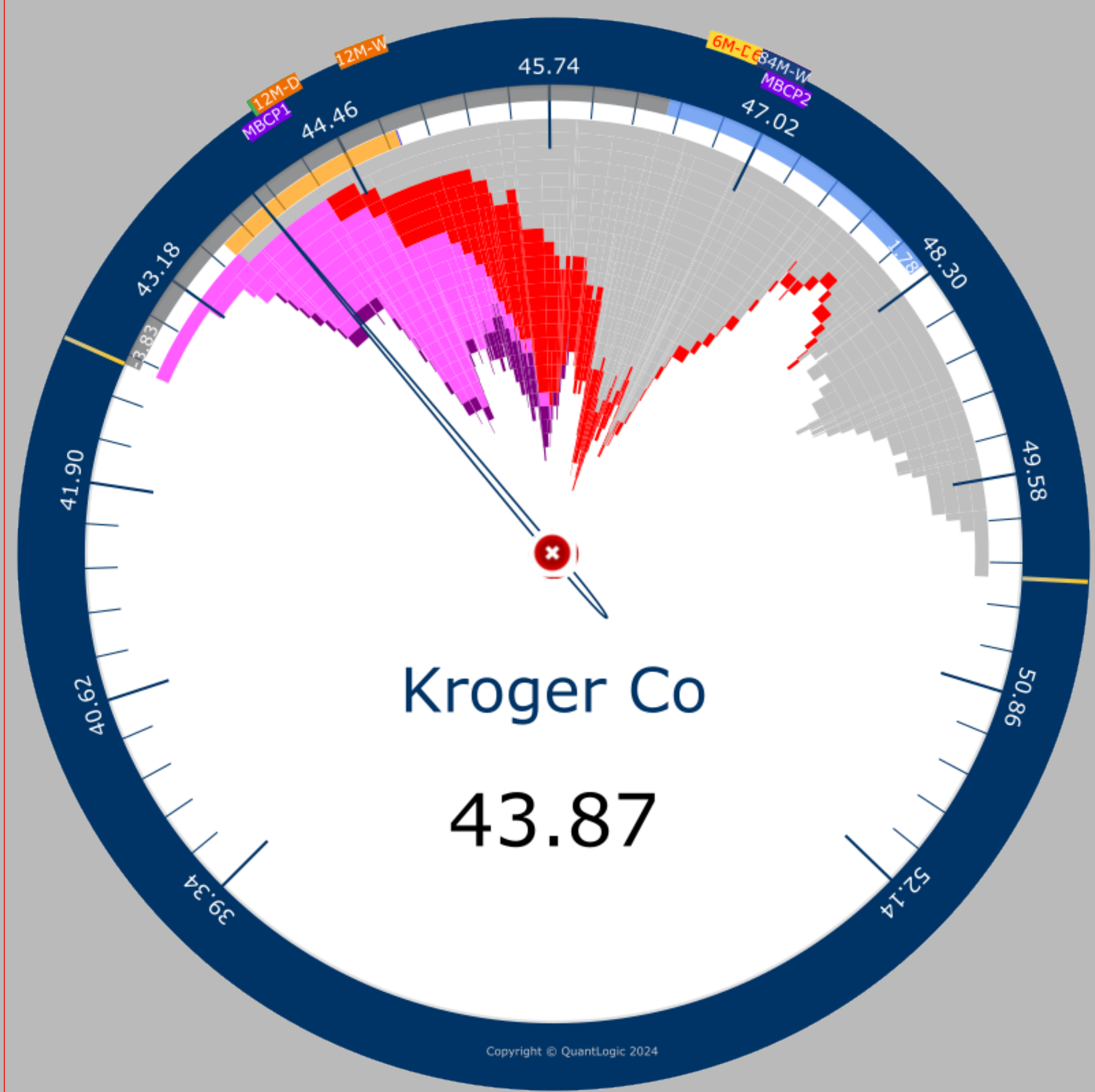
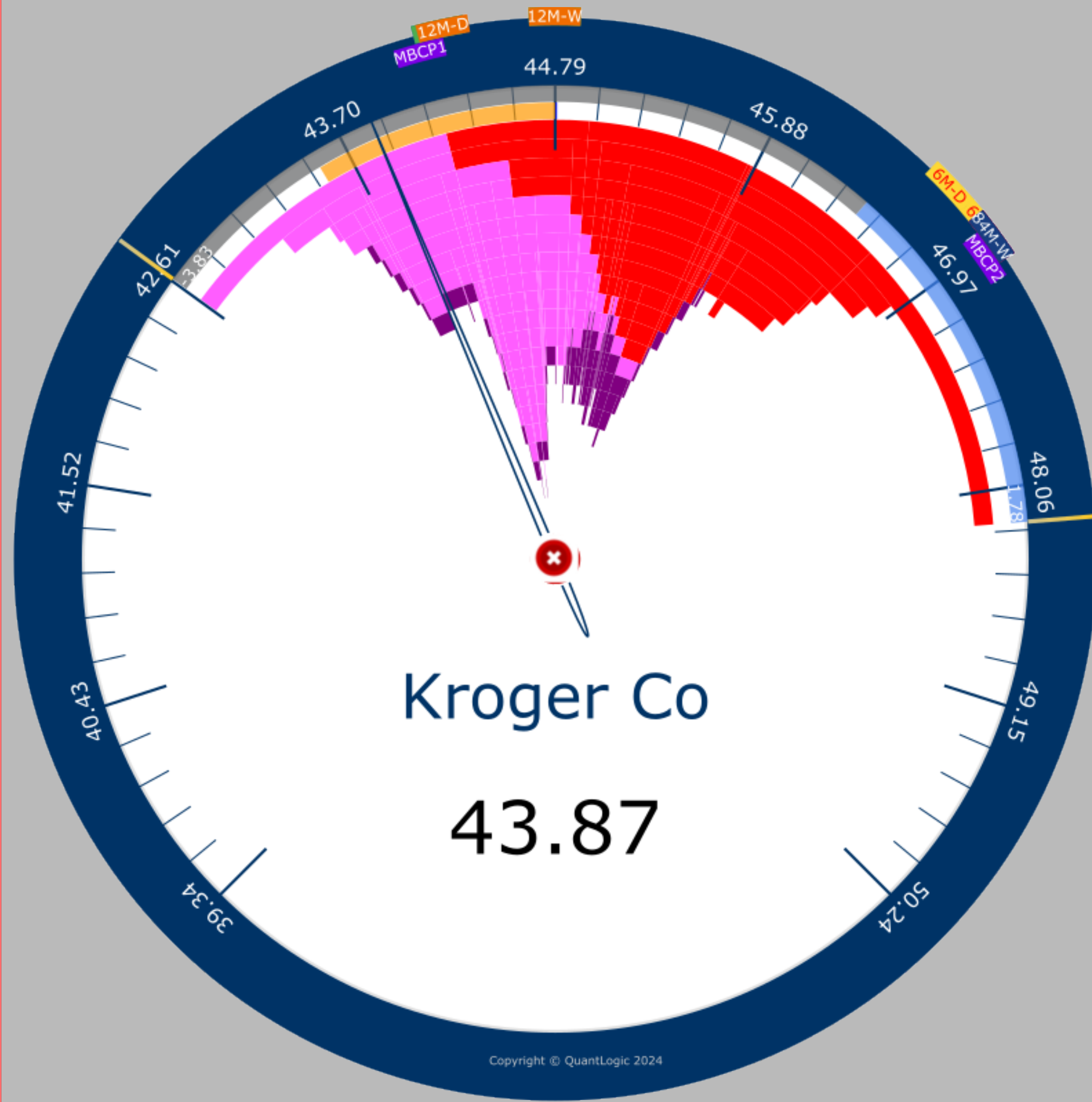
Sector Information: SEC Consumer Discretionary IND Diversified Consumer Services SYM HRB

Speedo settings: 3 Months Daily Speedo Vs 6 Months Daily Speedo and last 3 months price flow color keyed.

Pattern Entry Rules: The recent low coincided with west side of the 12MD BCP.

3 Months O: 46.45 H: 48.24 L: 42.62 C: 43.87

6 Months - O: 45.18 H: 50.19 L: 42.62 C: 43.87



01 Sep 2023 - 08 Nov 2023

01 Jun 2023 - 08 Nov 2023

3 Months Daily Monthly Last 3 3 Months

08 Nov 2023 6 Months Daily

Pattern Information
 Quant West 1 (QW1)
 Serial No. 53 / 75
 Entry Date : 08-Nov-23 04:00 PM
 Entry Price : 43.87
 Key Indicators : BCP and Recent low

Bell Curve Peak (BCPs)

2M-D	44.4	3M-D	44.4
3M-W	44.9	6M-D	46.56
6M-W	46.78	12M-D	44.42
12M-W	44.9	24M-W	46.84
36M-W	46.84	48M-W	46.84
60M-W	46.84	72M-W	46.84
84M-W	46.84		

Multiple Bell Curve Peak (MBCPs)

MBCP1	44.3	MBCP2	46.9
-------	------	-------	------

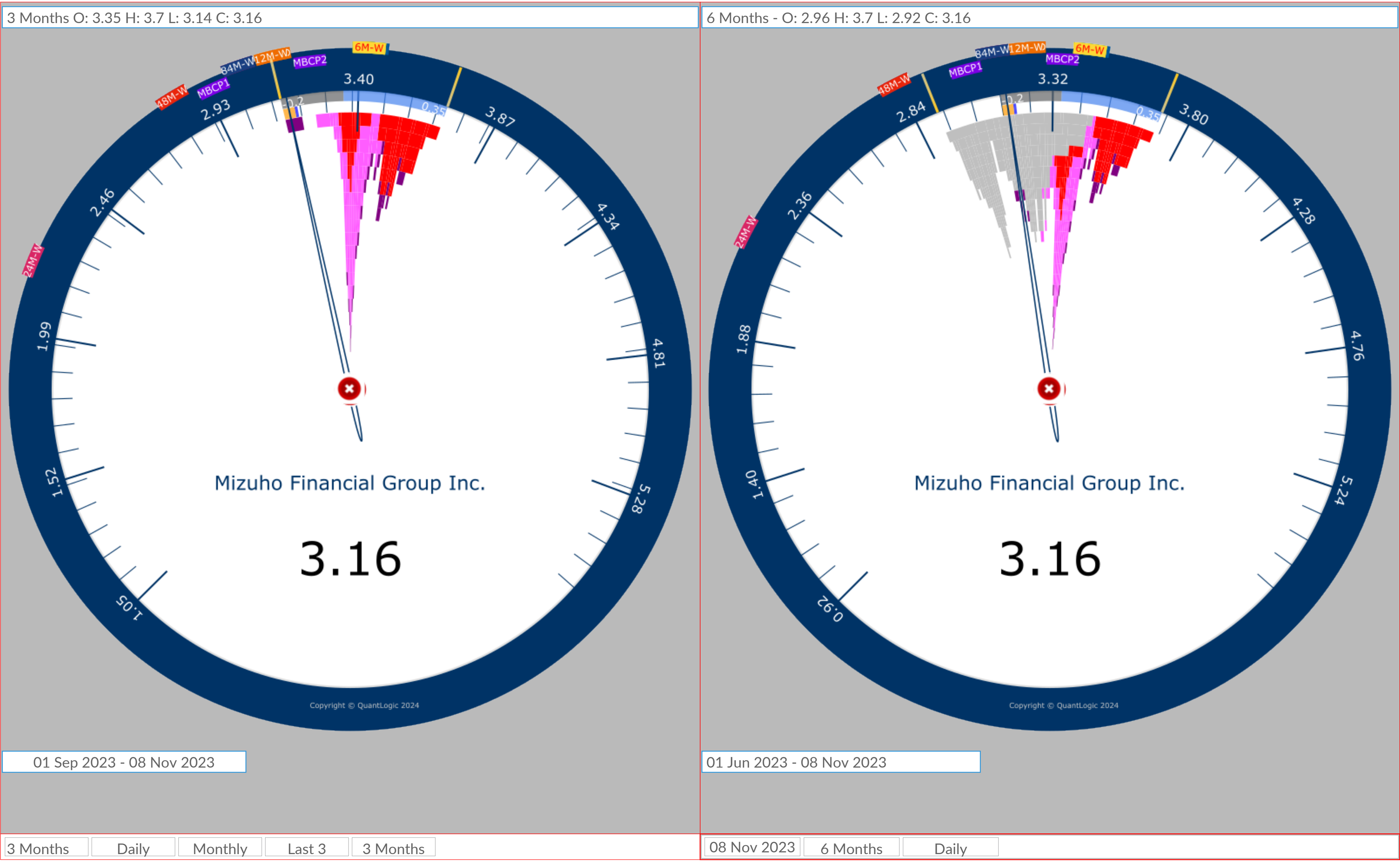
Color Key (Monthly)

■ Sep 2023 ■ Oct 2023
■ Nov 2023

Sector Information: SEC Consumer Staples IND Food & Staples Retailing SYM KR

Speedo settings: 3 Months Daily Speedo Vs 6 Months Daily Speedo and last 3 months price flow color keyed.

Pattern Entry Rules: The recent low coincided with west side of the 12MD BCP.



Pattern Information
 Quant West 1 (QW1)
 Serial No. 54 / 75
 Entry Date : 08-Nov-23 04:00 PM
 Entry Price : 3.16
 Key Indicators : BCP and Recent low

Bell Curve Peak (BCPs)

2M-D	3.39	3M-D	3.38
3M-W	3.38	6M-D	3.38
6M-W	3.38	12M-D	3.2
12M-W	3.19	24M-W	2.25
36M-W	2.88	48M-W	2.88
60M-W	3.09	72M-W	3.09
84M-W	3.09		

Multiple Bell Curve Peak (MBCPs)

MBCP1	3	MBCP2	3.3
-------	---	-------	-----

Color Key (Monthly)

■ Sep 2023
 ■ Oct 2023
■ Nov 2023

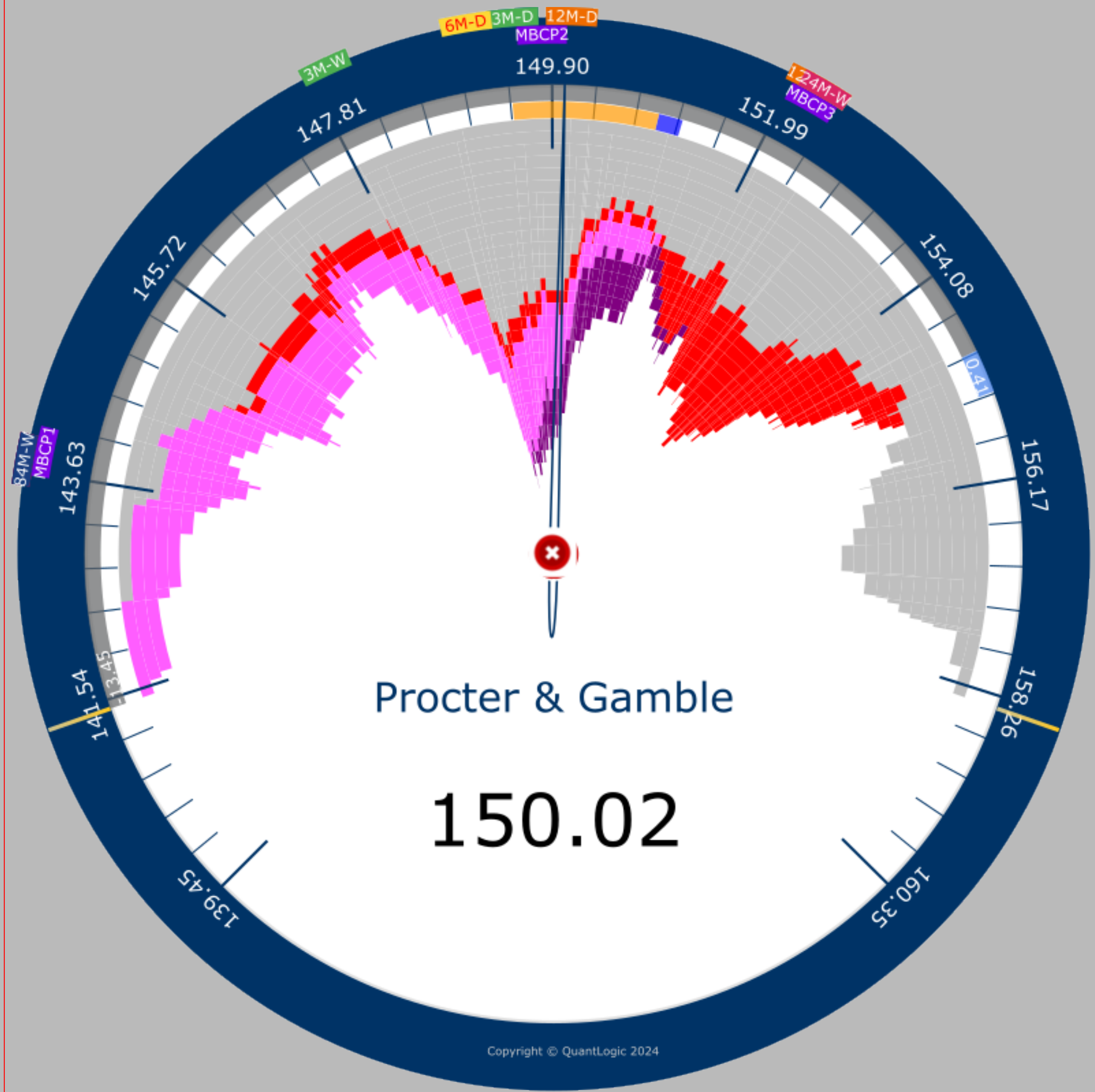
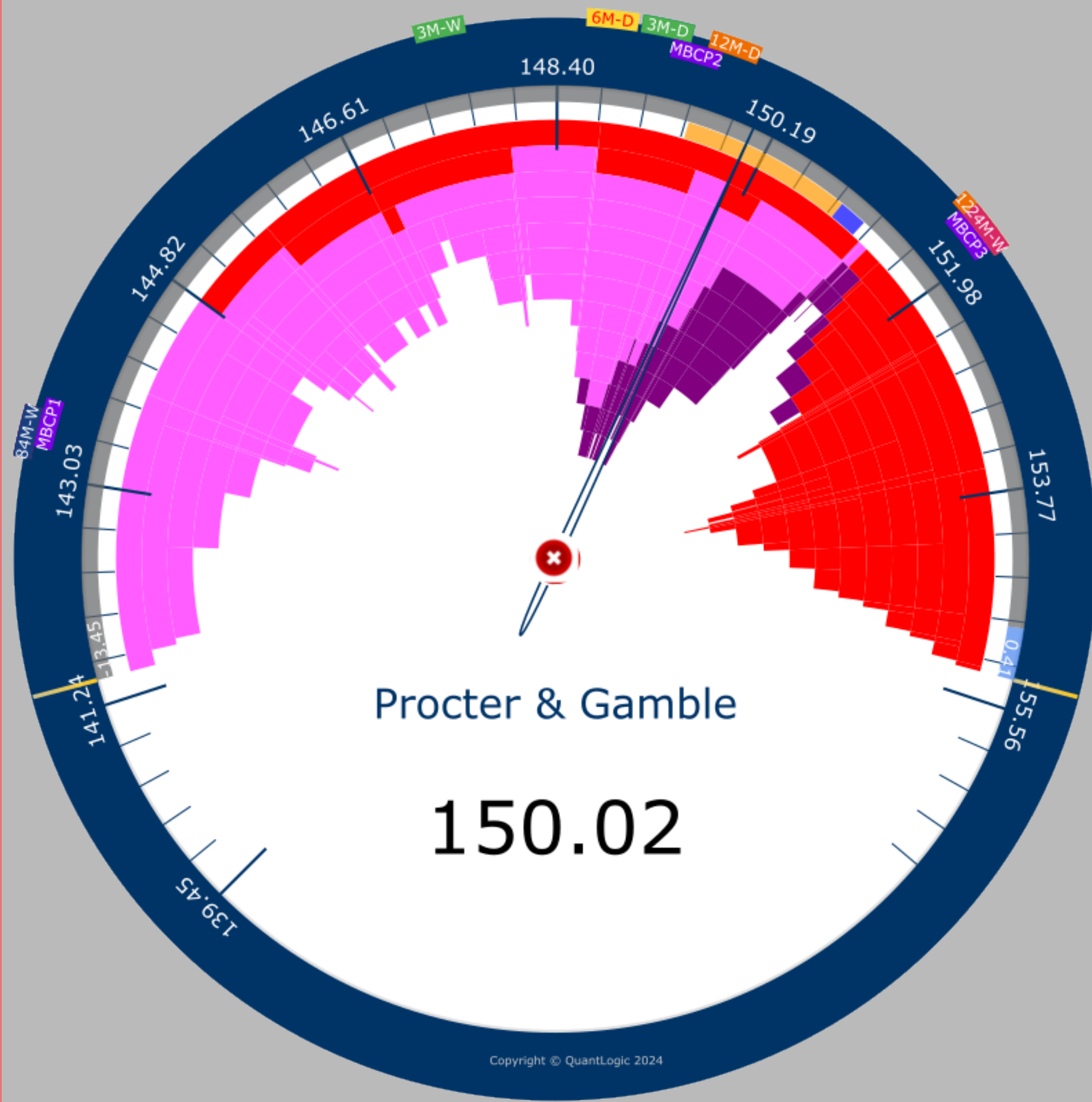
Sector Information: SEC Financials IND Commercial Banks SYM MFG

Speedo settings: 3 Months Daily Speedo Vs 6 Months Daily Speedo and last 3 months price flow color keyed.

Pattern Entry Rules: The recent low coincided with west side of the 12MD BCP.

3 Months O: 154.9 H: 155.32 L: 141.45 C: 150.02

6 Months - O: 143.25 H: 158.38 L: 141.45 C: 150.02



01 Sep 2023 - 08 Nov 2023

01 Jun 2023 - 08 Nov 2023

3 Months Daily Monthly Last 3 3 Months

08 Nov 2023 6 Months Daily

Pattern Information
 Quant West 1 (QW1)
 Serial No. 55 / 75
 Entry Date : 08-Nov-23 04:00 PM
 Entry Price : 150.02
 Key Indicators : BCP and Recent low

Bell Curve Peak (BCPs)

2M-D	149.36	3M-D	149.36
3M-W	147.75	6M-D	148.97
6M-W	152.05	12M-D	149.85
12M-W	151.93	24M-W	152.05
36M-W	143.51	48M-W	143.51
60M-W	143.51	72M-W	143.51
84M-W	143.51		

Multiple Bell Curve Peak (MBCPs)

MBCP1	143.6	MBCP2	149.6
MBCP3	152		

Color Key (Monthly)

■ Sep 2023	■ Oct 2023
■ Nov 2023	

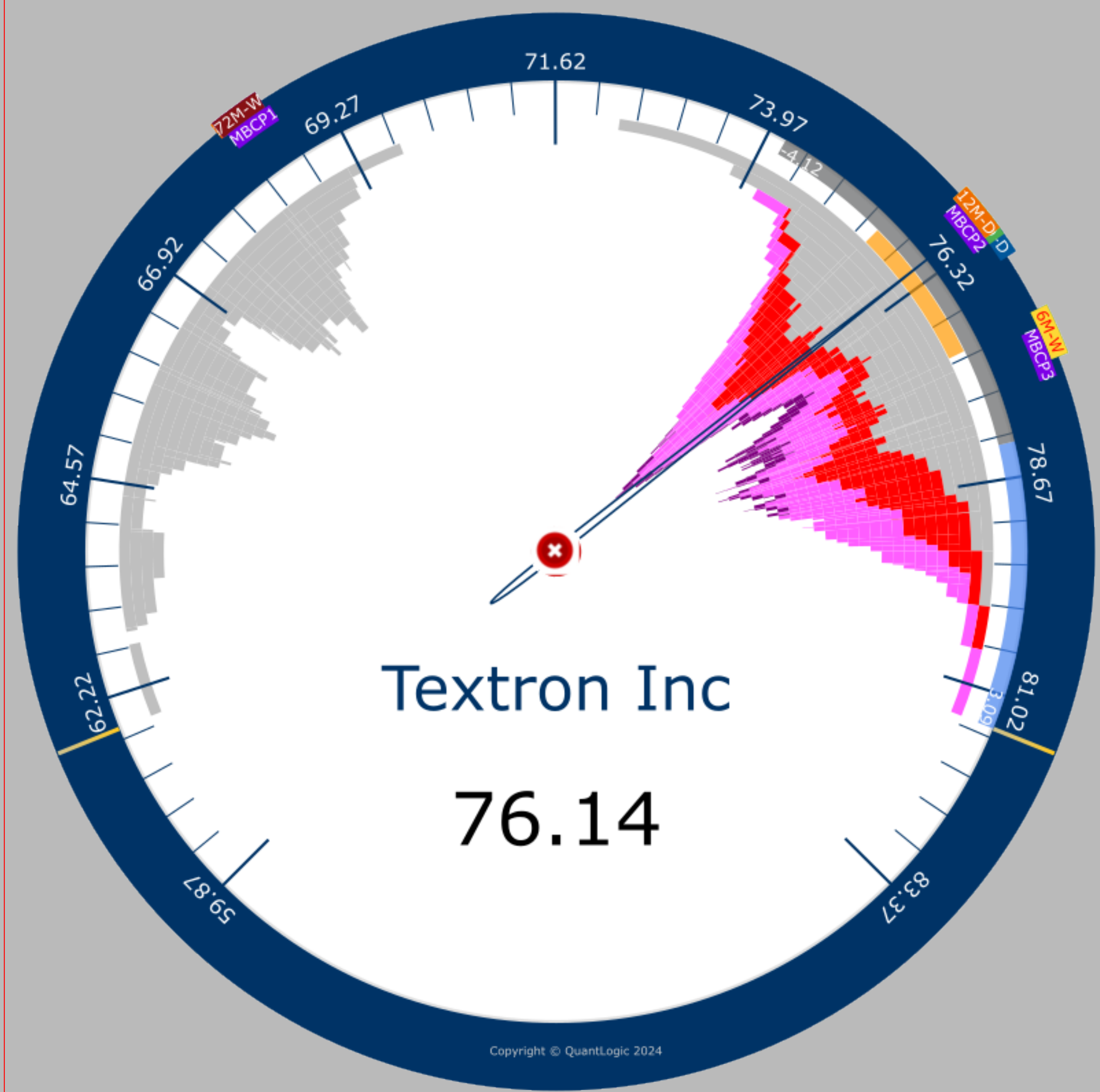
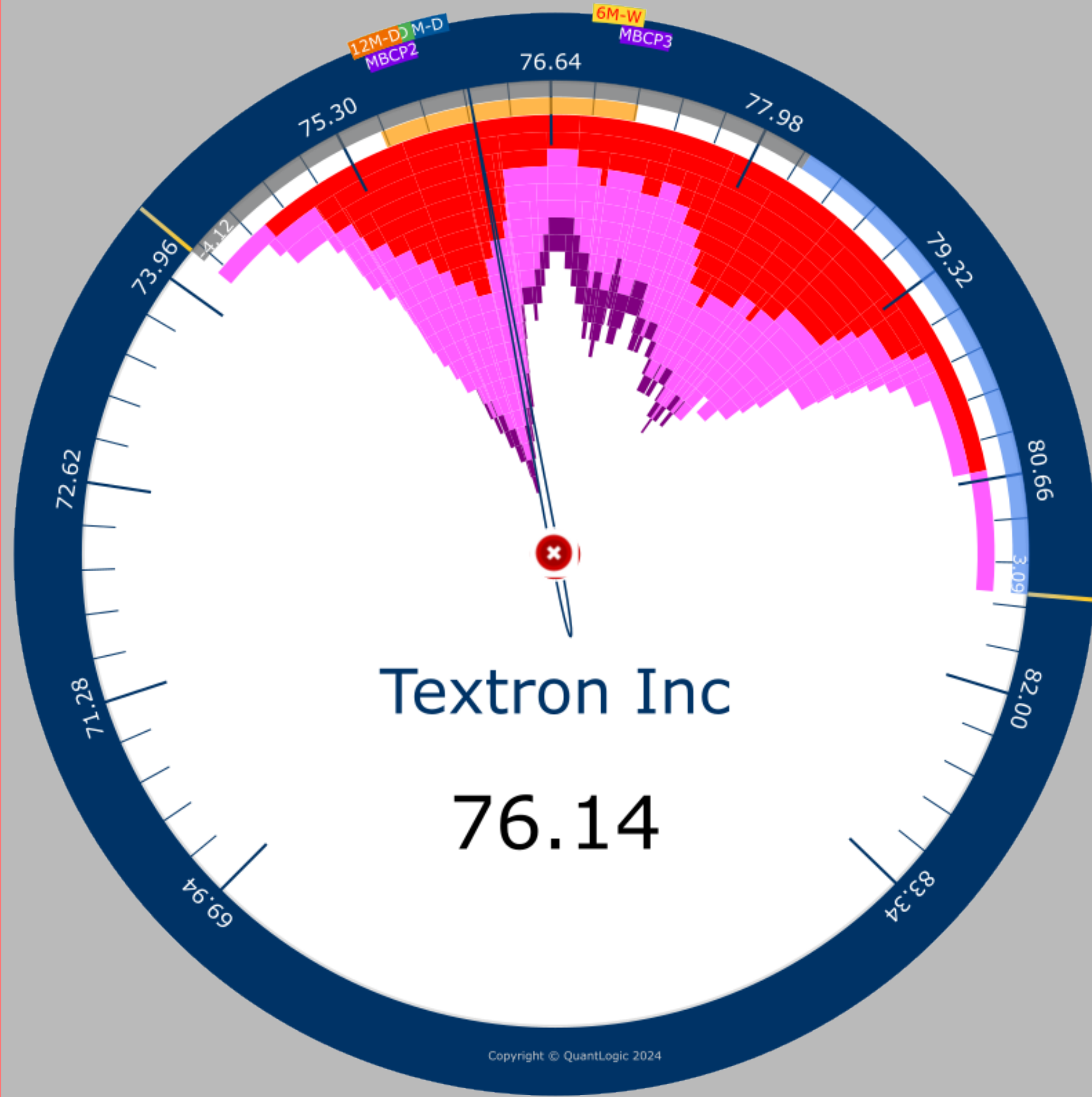
Sector Information: SEC Consumer Staples IND Personal Products SYM PG

Speedo settings: 3 Months Daily Speedo Vs 6 Months Daily Speedo and last 3 months price flow color keyed.

Pattern Entry Rules: The recent low coincided with west side of the 12MD BCP.

3 Months O: 78.29 H: 81.39 L: 74.17 C: 76.14

6 Months - O: 62.22 H: 81.39 L: 61.87 C: 76.14



01 Sep 2023 - 08 Nov 2023

01 Jun 2023 - 08 Nov 2023

3 Months Daily Monthly Last 3 3 Months

08 Nov 2023 6 Months Daily

Pattern Information
 Quant West 1 (QW1)
 Serial No. 56 / 75
 Entry Date : 08-Nov-23 04:00 PM
 Entry Price : 76.14
 Key Indicators : BCP and Recent low

Bell Curve Peak (BCPs)

2M-D 76.1	3M-D 75.91
3M-W 77.14	6M-D 75.84
6M-W 77.14	12M-D 75.84
12M-W 68.23	24M-W 68.25
36M-W 68.25	48M-W 68.25
60M-W 68.25	72M-W 68.25
84M-W 47.87	

Multiple Bell Curve Peak (MBCPs)

MBCP1 68.3	MBCP2 75.9
MBCP3 77.3	

Color Key (Monthly)

■ Sep 2023	■ Oct 2023
■ Nov 2023	

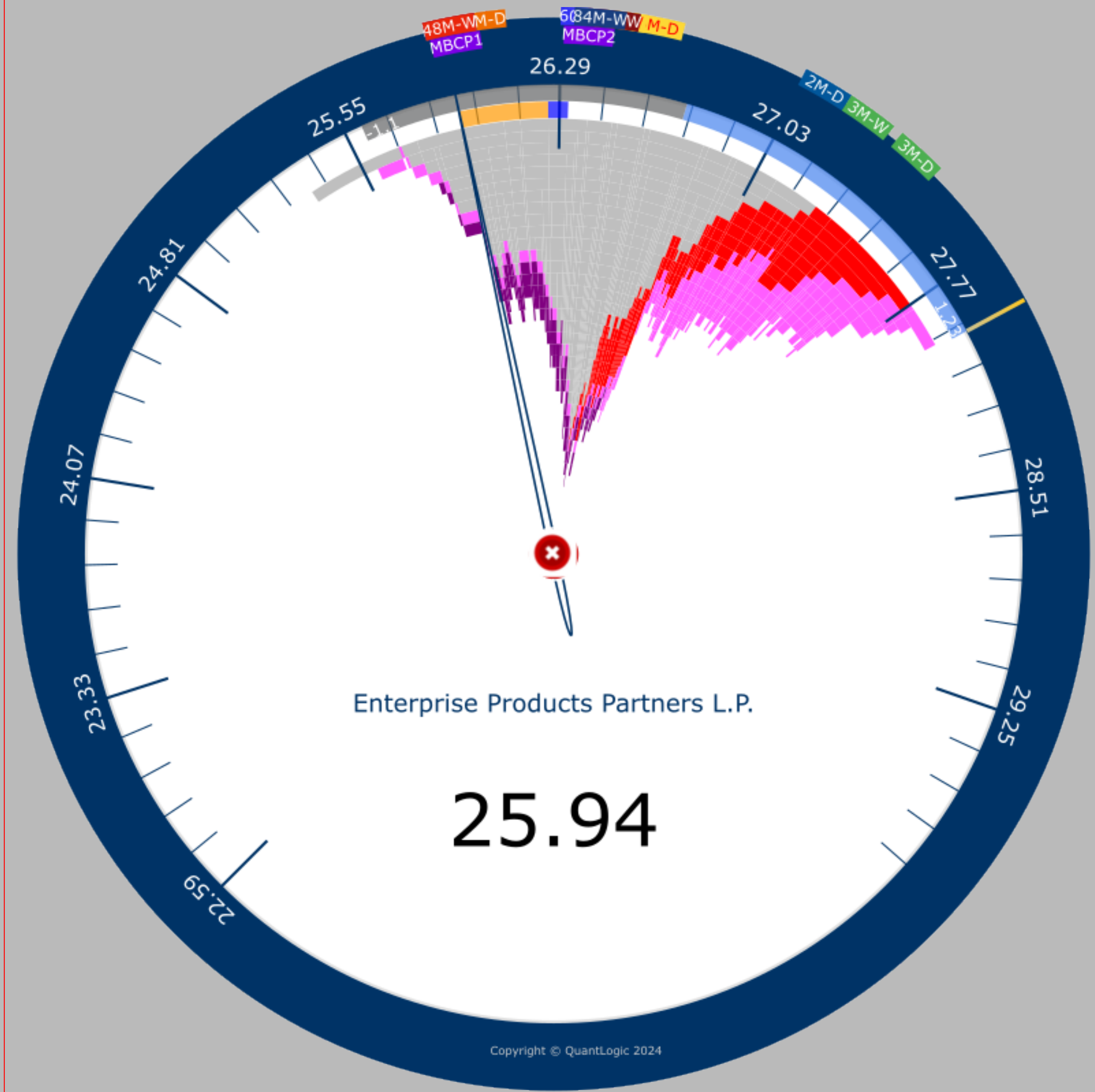
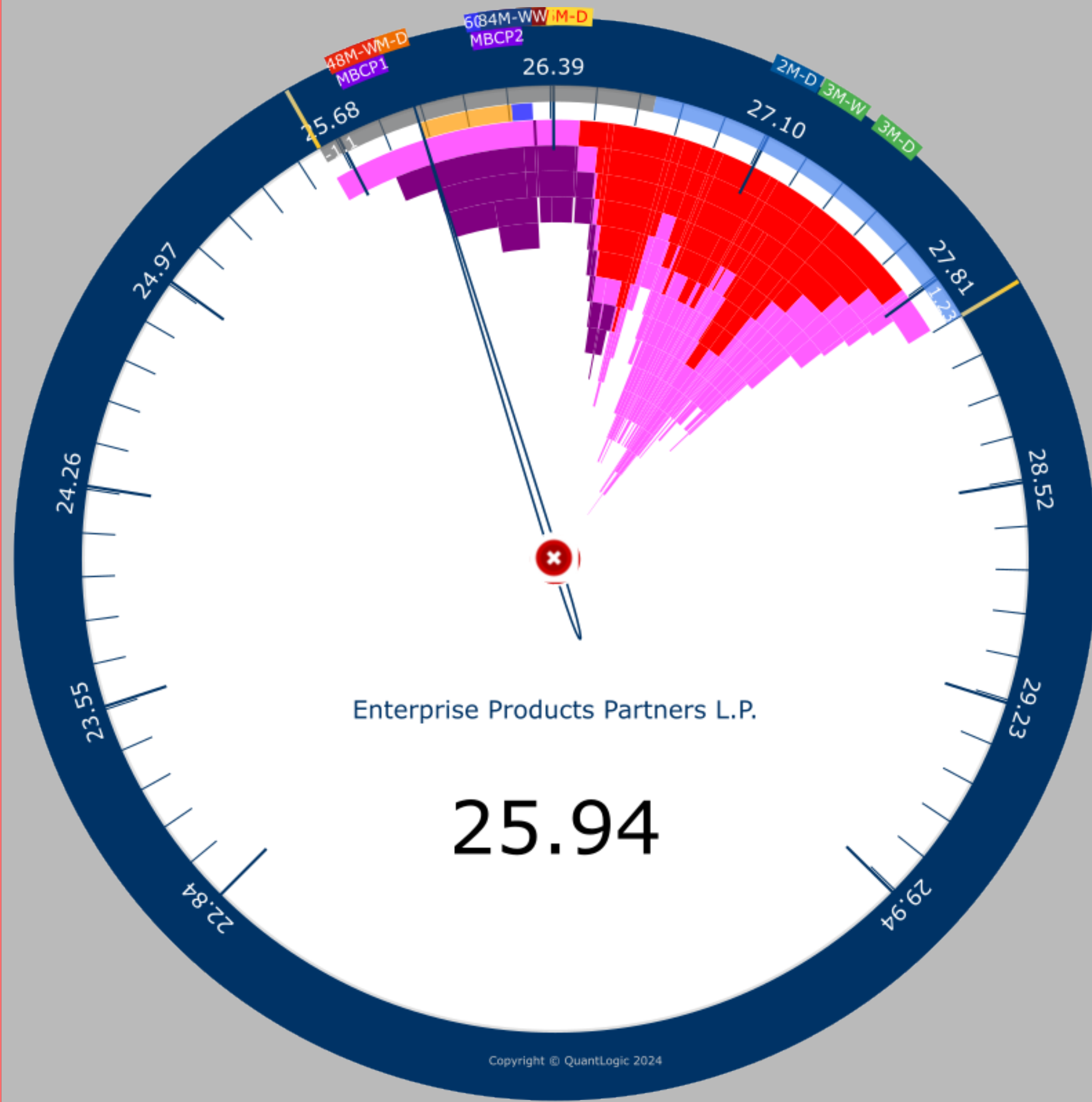
Sector Information: **SEC** Industrials **IND** Aerospace & Defense **SYM** TXT

Speedo settings: 3 Months Daily Speedo Vs 6 Months Daily Speedo and last 3 months price flow color keyed.

Pattern Entry Rules: The recent low coincided with west side of the 12MD BCP.

3 Months O: 26.72 H: 27.95 L: 25.61 C: 25.94

6 Months - O: 25.35 H: 27.95 L: 25.35 C: 25.94



Pattern Information

Quant West 1 (QW1)

Serial No. 57 / 75

Entry Date : 08-Nov-23 04:00 PM

Entry Price : 25.94

Key Indicators : BCP and Recent low

Bell Curve Peak (BCPs)

2M-D	27.02	3M-D	27.35
3M-W	27.17	6M-D	26.5
6M-W	26.39	12M-D	25.98
12M-W	25.89	24M-W	25.89
36M-W	25.89	48M-W	25.89
60M-W	26.29	72M-W	26.37
84M-W	26.33		

Multiple Bell Curve Peak (MBCPs)

MBCP1	25.9	MBCP2	26.3
-------	------	-------	------

Color Key (Monthly)

Sep 2023	Oct 2023
Nov 2023	

01 Sep 2023 - 08 Nov 2023

01 Jun 2023 - 08 Nov 2023

3 Months Daily Monthly Last 3 3 Months

08 Nov 2023 6 Months Daily

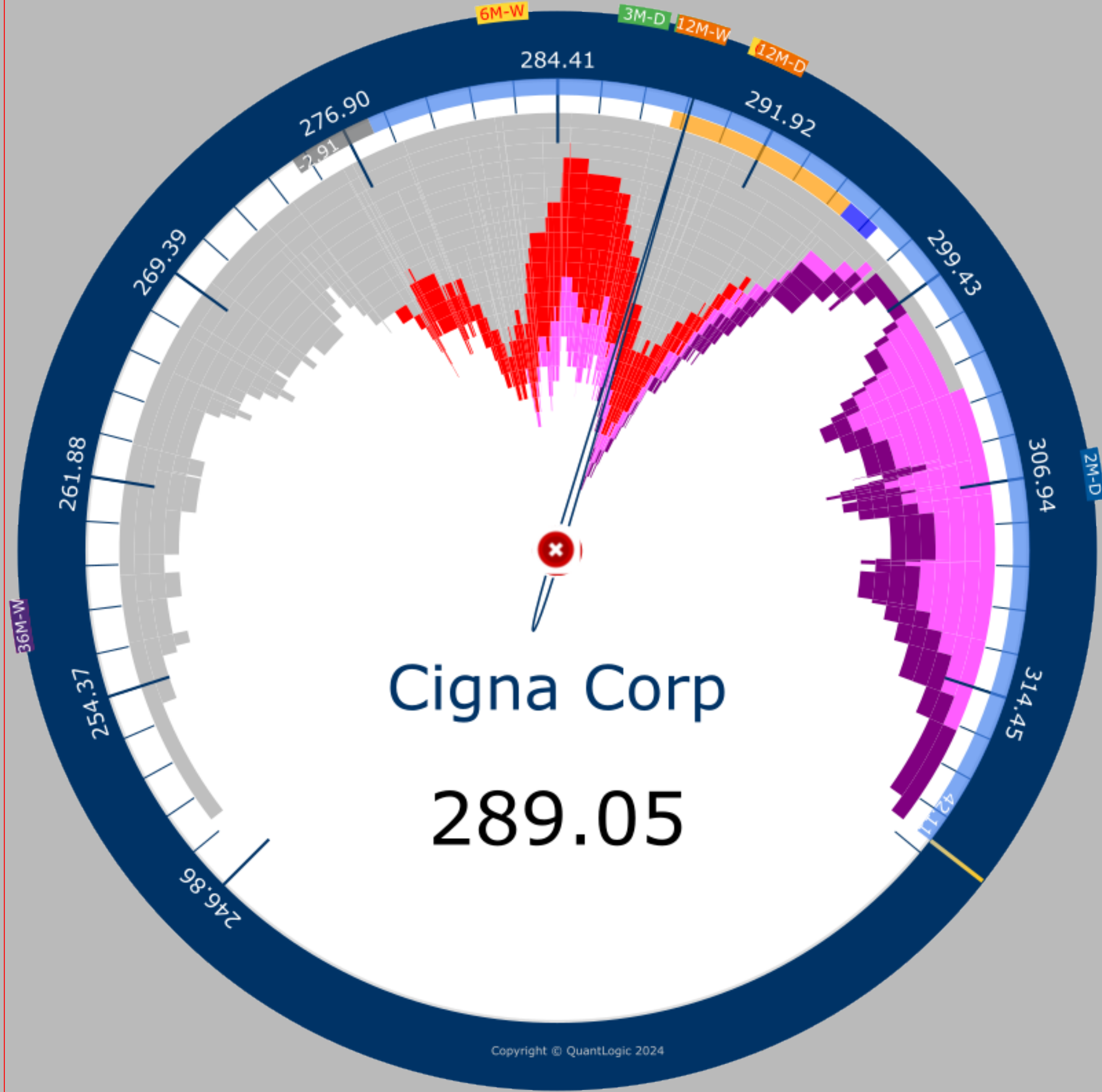
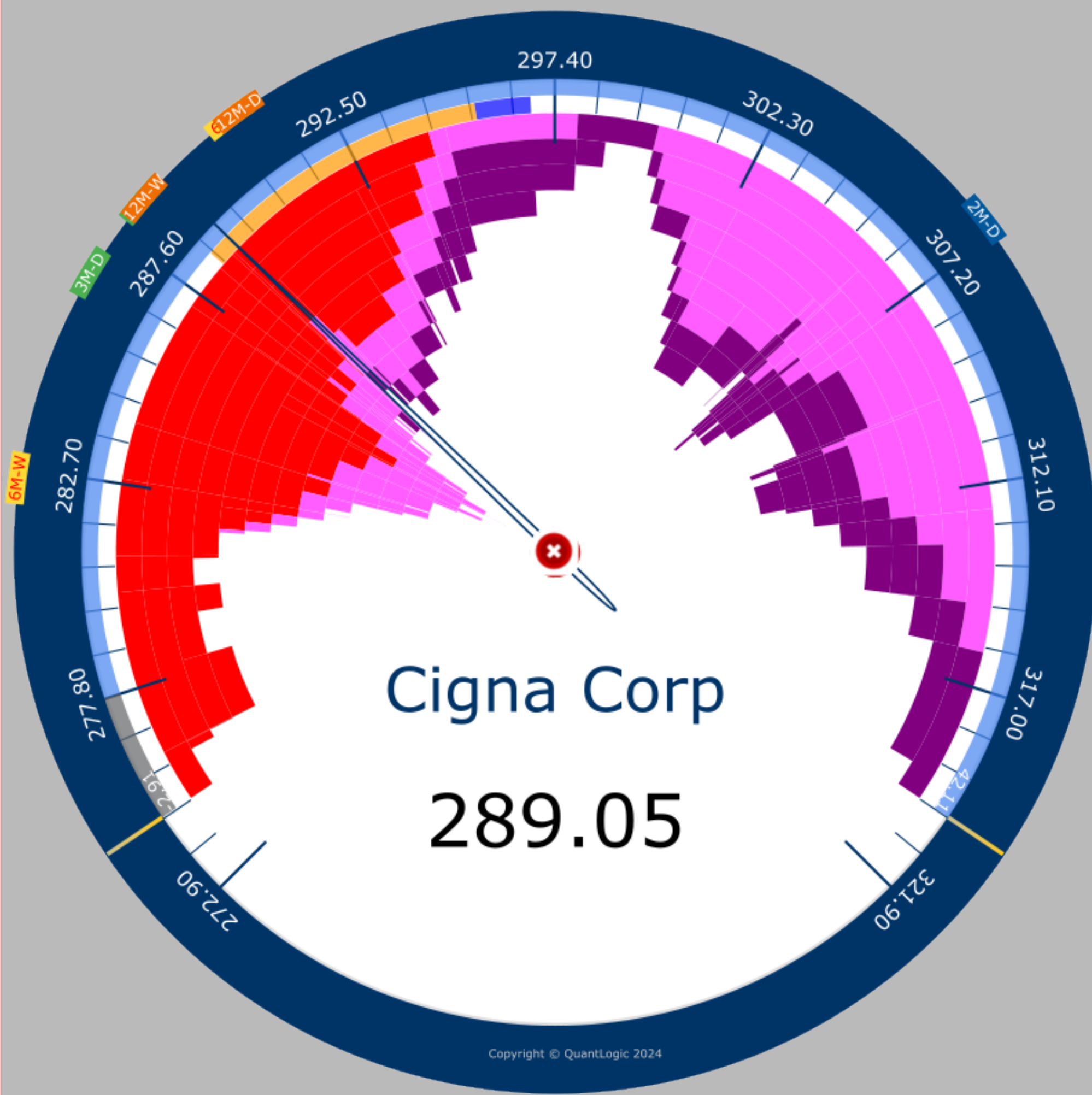
Sector Information: SEC Energy IND Oil, Gas & Consumable Fuels SYM EPD

Speedo settings: 3 Months Daily Speedo Vs 6 Months Daily Speedo and last 3 months price flow color keyed.

Pattern Entry Rules: The recent low coincided with west side of the 12MD BCP.

3 Months O: 277.81 H: 319.92 L: 274.9 C: 289.05

6 Months - O: 248.86 H: 319.92 L: 248.86 C: 289.05



01 Sep 2023 - 09 Nov 2023

01 Jun 2023 - 09 Nov 2023

3 Months Daily Monthly Last 3 3 Months

09 Nov 2023 6 Months Daily

Pattern Information
 Quant West 1 (QW1)
 Serial No. 58 / 75
 Entry Date : 09-Nov-23 04:00 PM
 Entry Price : 289.05
 Key Indicators : BCP and Recent low

Bell Curve Peak (BCPs)

2M-D 306.38	3M-D 286.2
3M-W 287.91	6M-D 290.21
6M-W 282	12M-D 290.43
12M-W 287.97	24M-W 256.39
36M-W 256.39	48M-W 211.4
60M-W 204.87	72M-W 209.84
84M-W 205.17	

Multiple Bell Curve Peak (MBCPs)

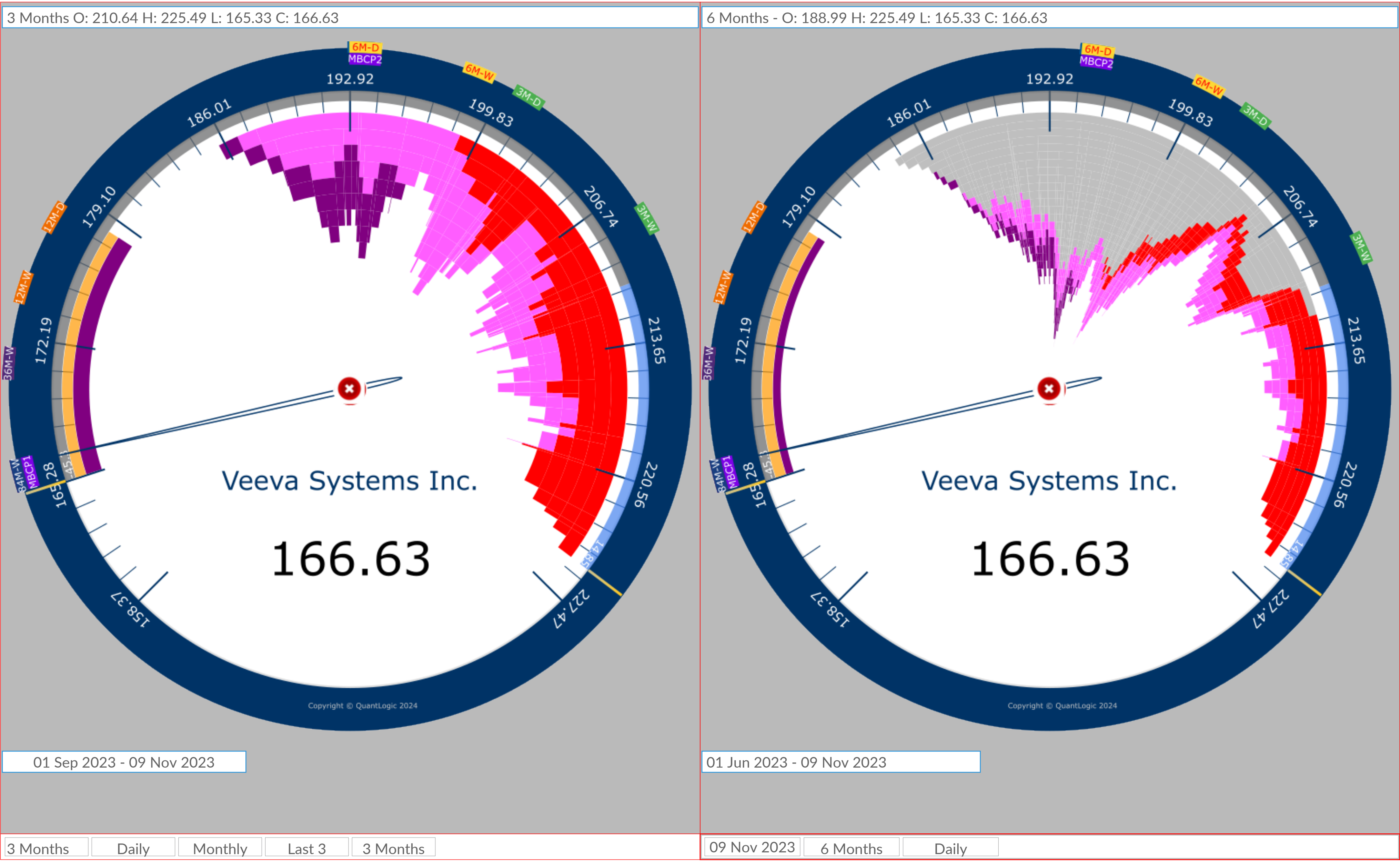
Color Key (Monthly)

■ Sep 2023 ■ Oct 2023
 ■ Nov 2023

Sector Information: **SEC** Health Care **IND** Health Care Providers & Services **SYM** CI

Speedo settings: 3 Months Daily Speedo Vs 6 Months Daily Speedo and last 3 months price flow color keyed.

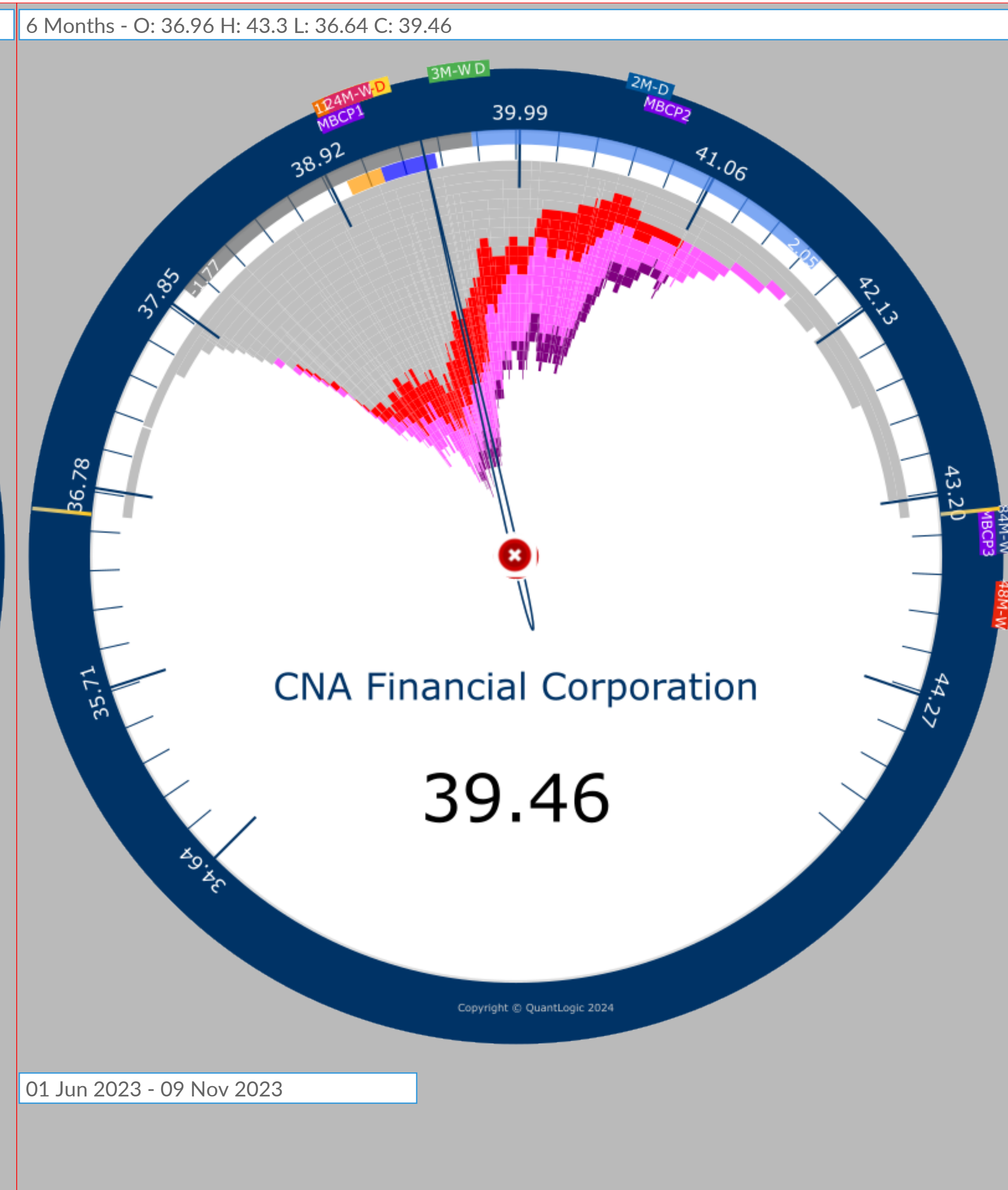
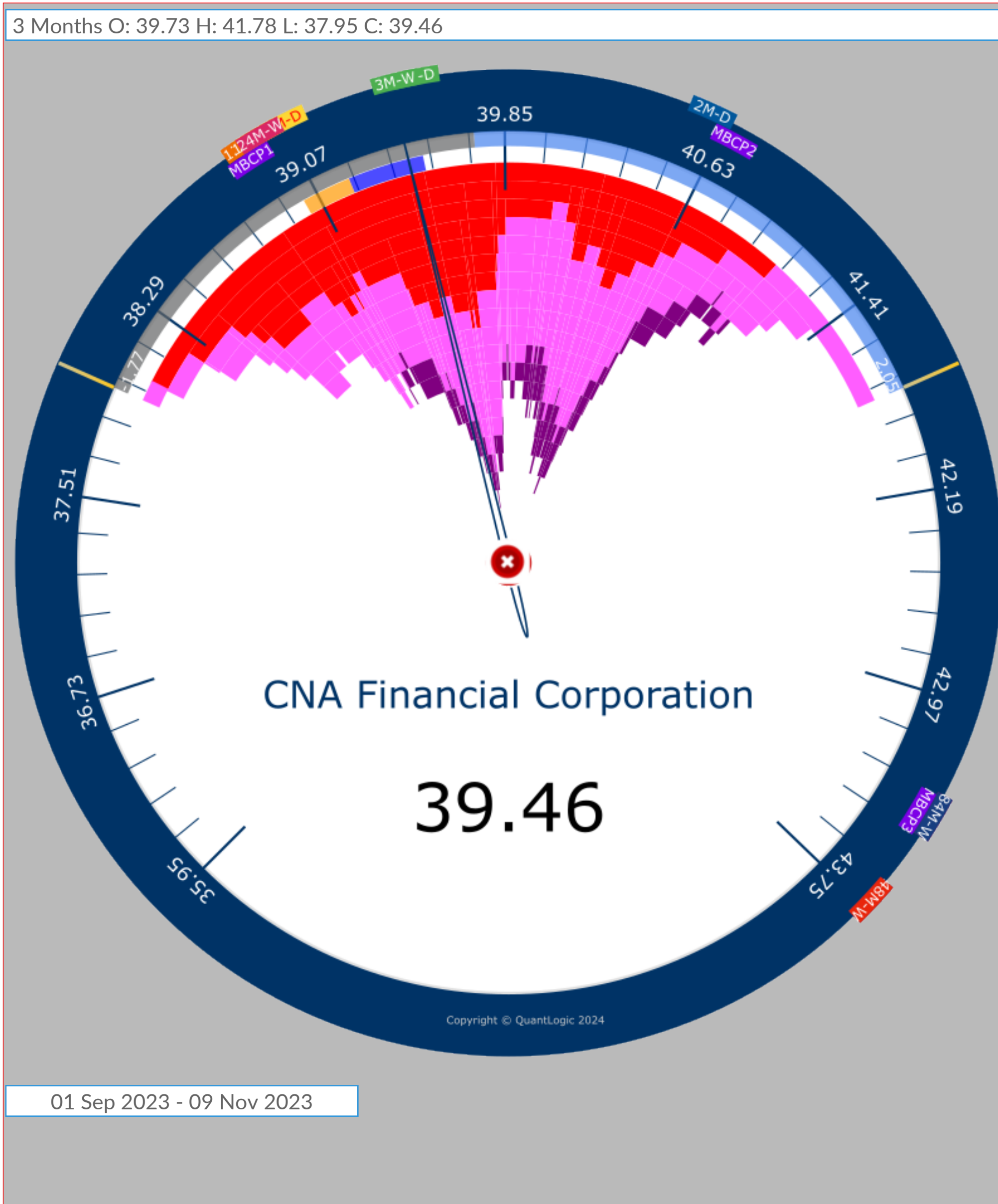
Pattern Entry Rules: The recent low coincided with west side of the 12MD BCP.



Sector Information: **SEC** Information Technology **IND** Software **SYM** VEEV

Speedo settings: 3 Months Daily Speedo Vs 6 Months Daily Speedo and last 3 months price flow color keyed.

Pattern Entry Rules: The recent low coincided with west side of the 12MD BCP.



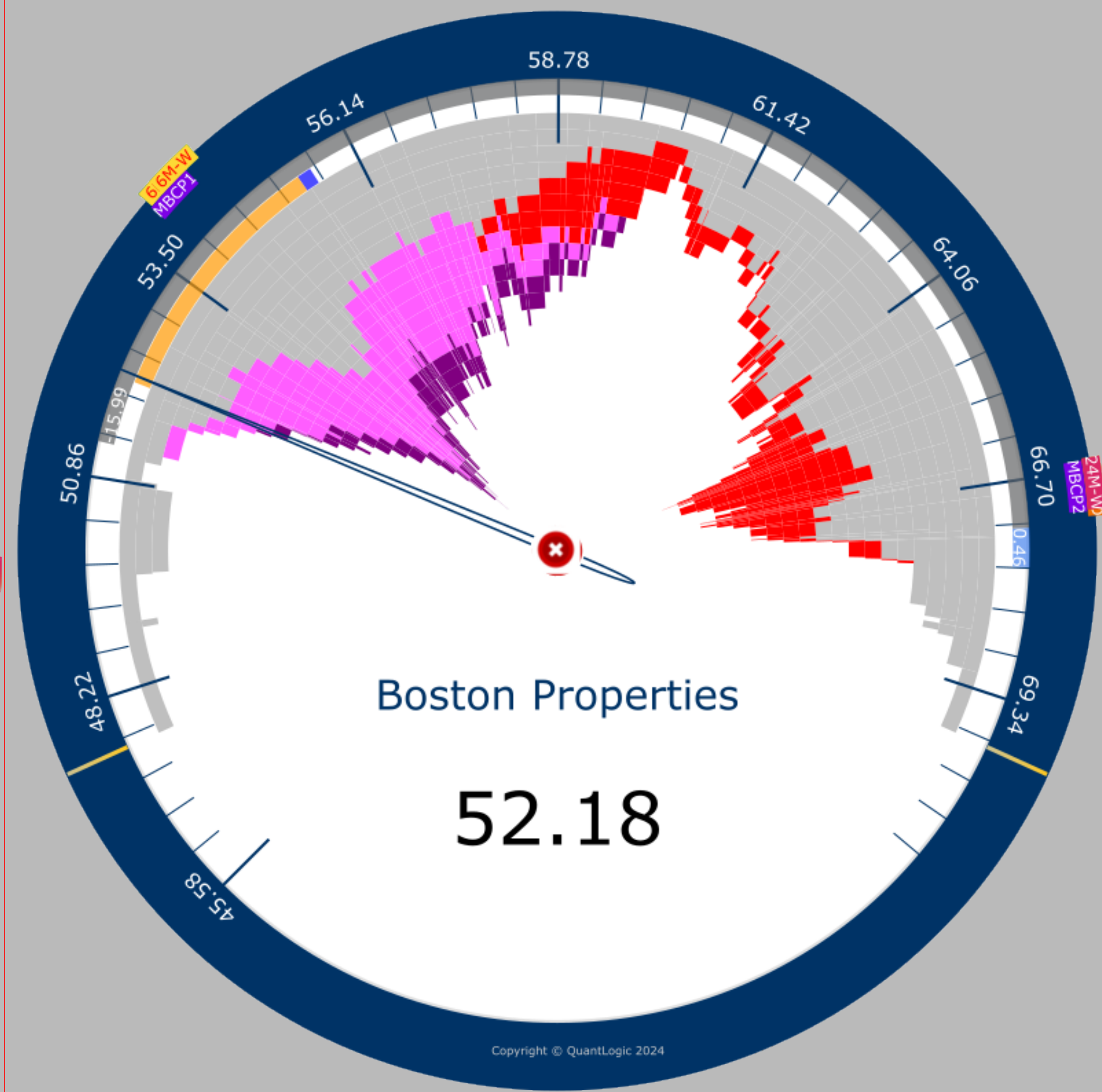
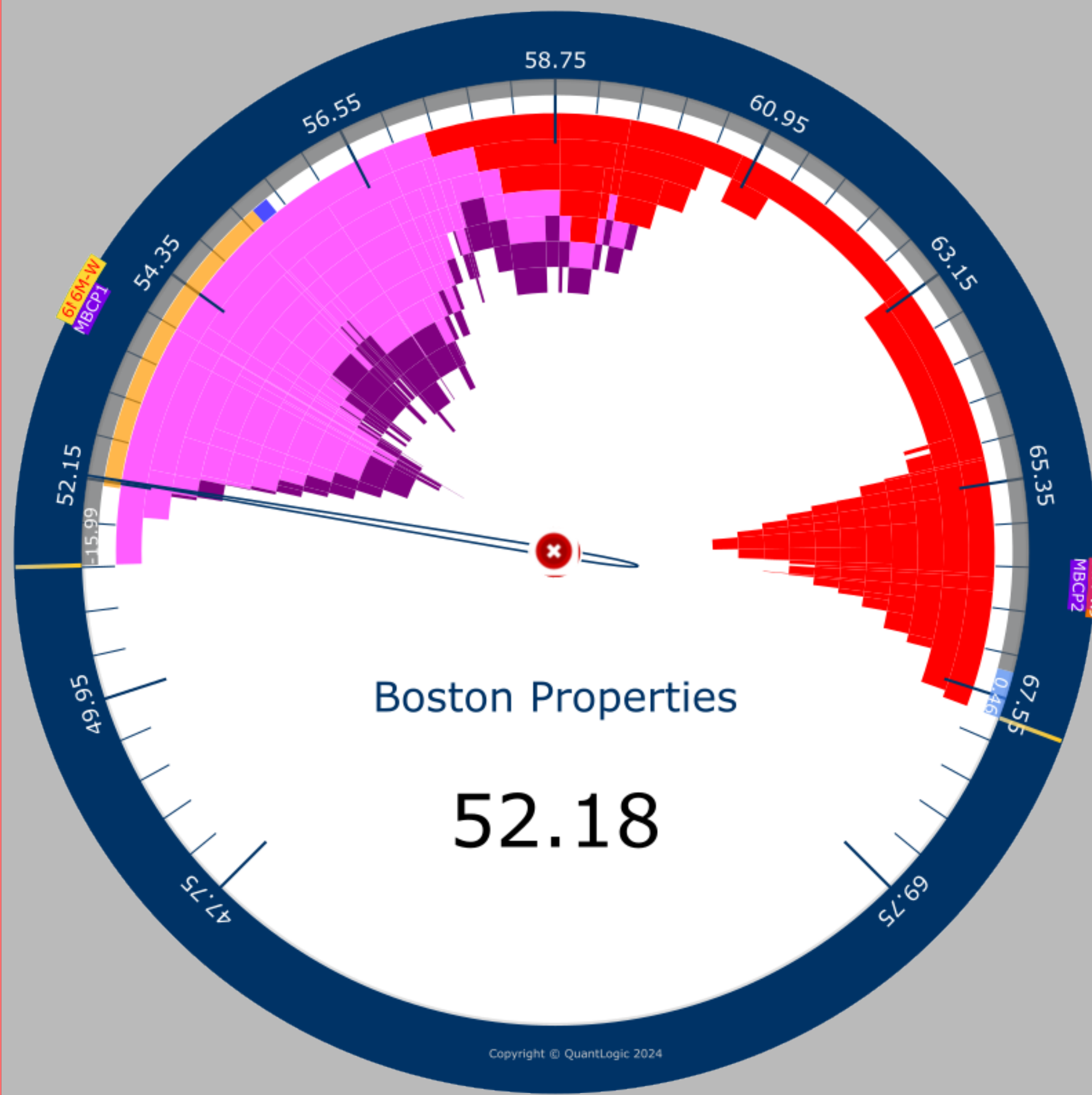
Sector Information: **SEC** Financials **IND** Insurance **SYM** CNA

Speedo settings: 3 Months Daily Speedo Vs 6 Months Daily Speedo and last 3 months price flow color keyed.

Pattern Entry Rules: The recent low coincided with west side of the 12MD BCP.

3 Months O: 67.28 H: 67.75 L: 51.29 C: 52.18

6 Months - O: 48.67 H: 69.95 L: 47.58 C: 52.18



01 Sep 2023 - 09 Nov 2023

01 Jun 2023 - 09 Nov 2023

3 Months Daily Monthly Last 3 3 Months

09 Nov 2023 6 Months Daily

Pattern Information
 Quant West 1 (QW1)
 Serial No. 61 / 75
 Entry Date : 09-Nov-23 04:00 PM
 Entry Price : 52.18
 Key Indicators : BCP and Recent low

Bell Curve Peak (BCPs)

2M-D	53.92	3M-D	53.92
3M-W	54.09	6M-D	53.92
6M-W	54.09	12M-D	66.65
12M-W	66.58	24M-W	66.58
36M-W	114.64	48M-W	89.72
60M-W	89.72	72M-W	118.09
84M-W	122.45		

Multiple Bell Curve Peak (MBCPs)

MBCP1	53.9	MBCP2	66.6
-------	------	-------	------

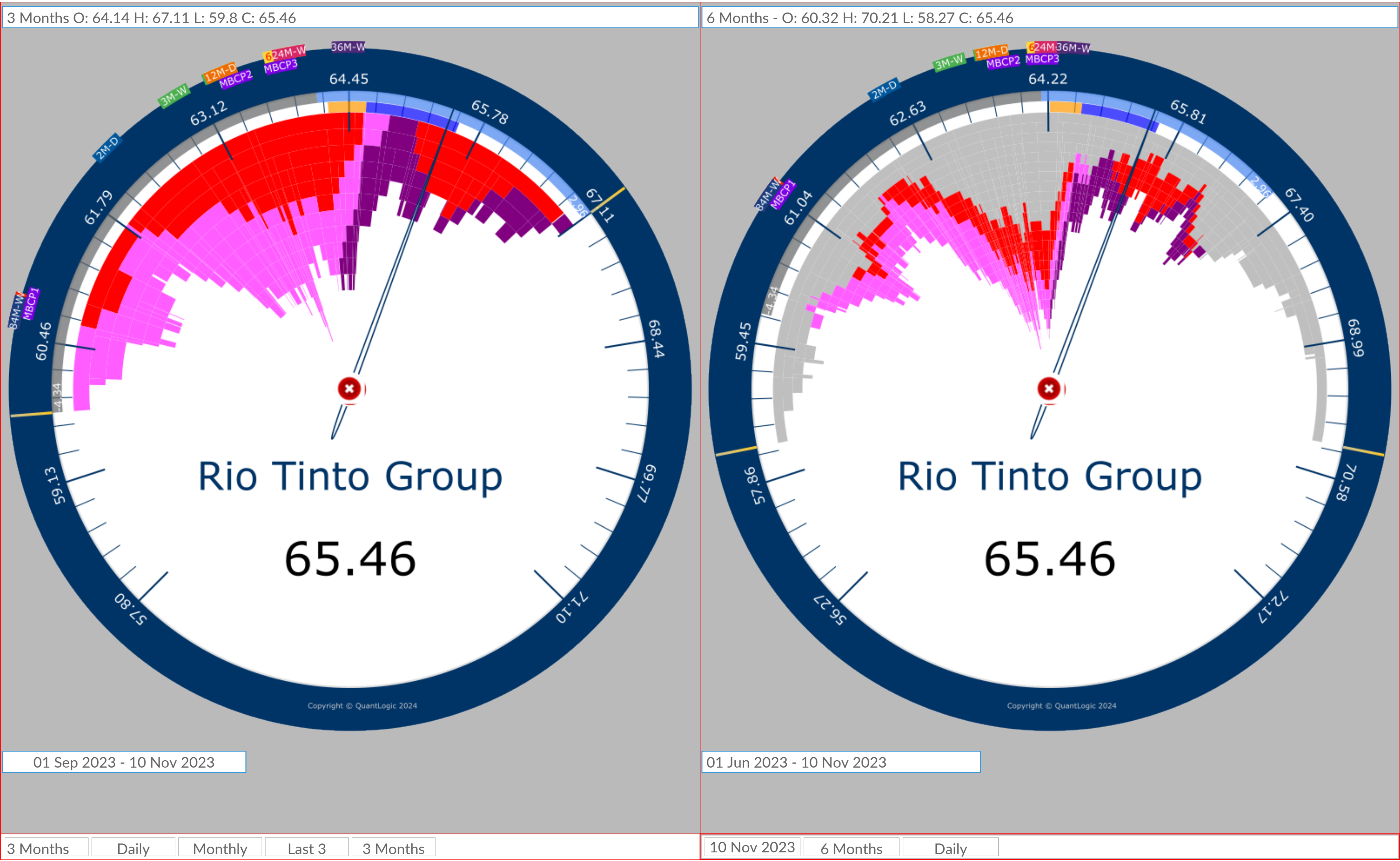
Color Key (Monthly)

■ Sep 2023 ■ Oct 2023
■ Nov 2023

Sector Information: SEC Real Estate IND Equity Real Estate, Investment Trusts (REITs) SYM BXP

Speedo settings: 3 Months Daily Speedo Vs 6 Months Daily Speedo and last 3 months price flow color keyed.

Pattern Entry Rules: The recent low coincided with west side of the 12MD BCP.



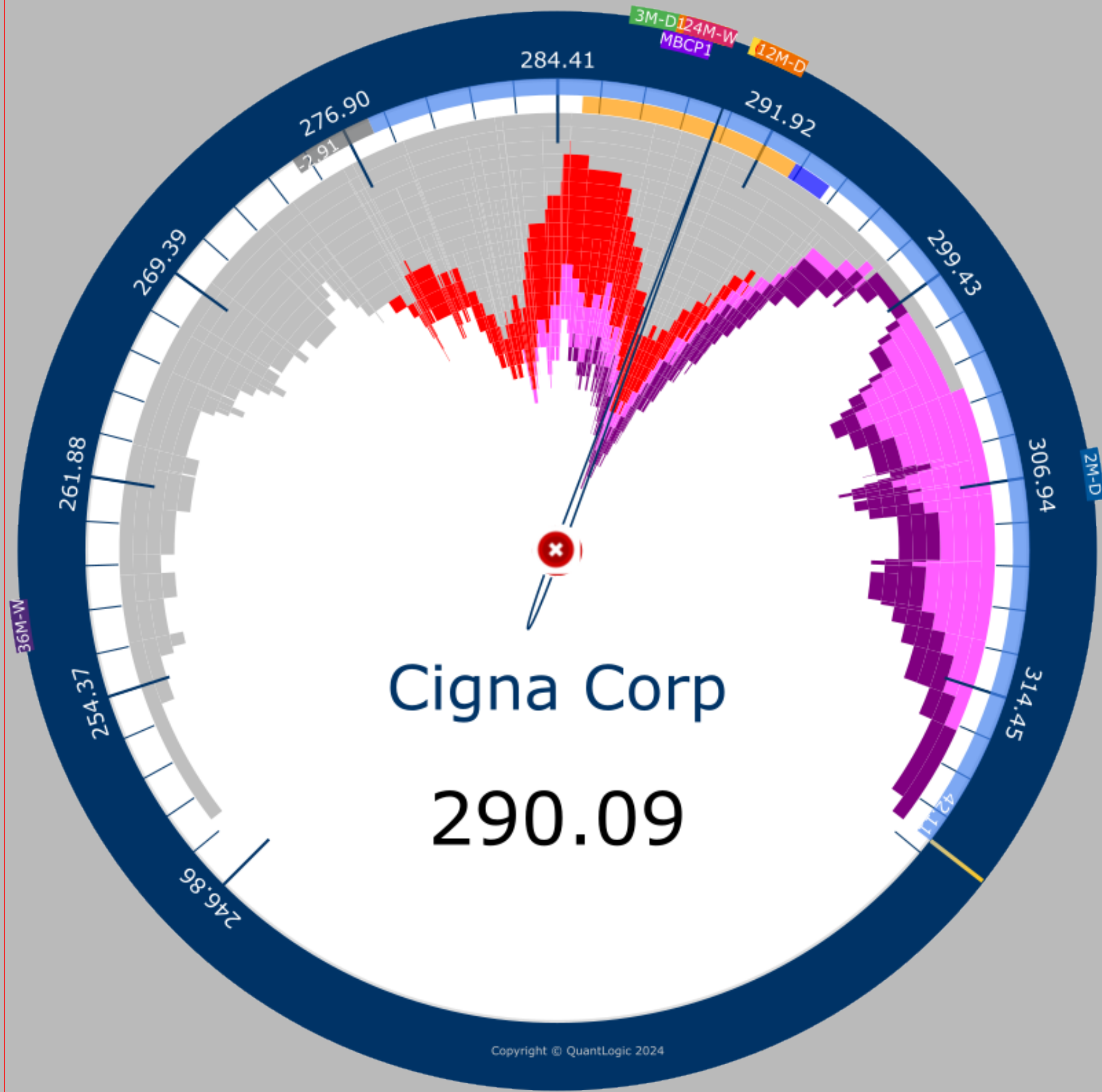
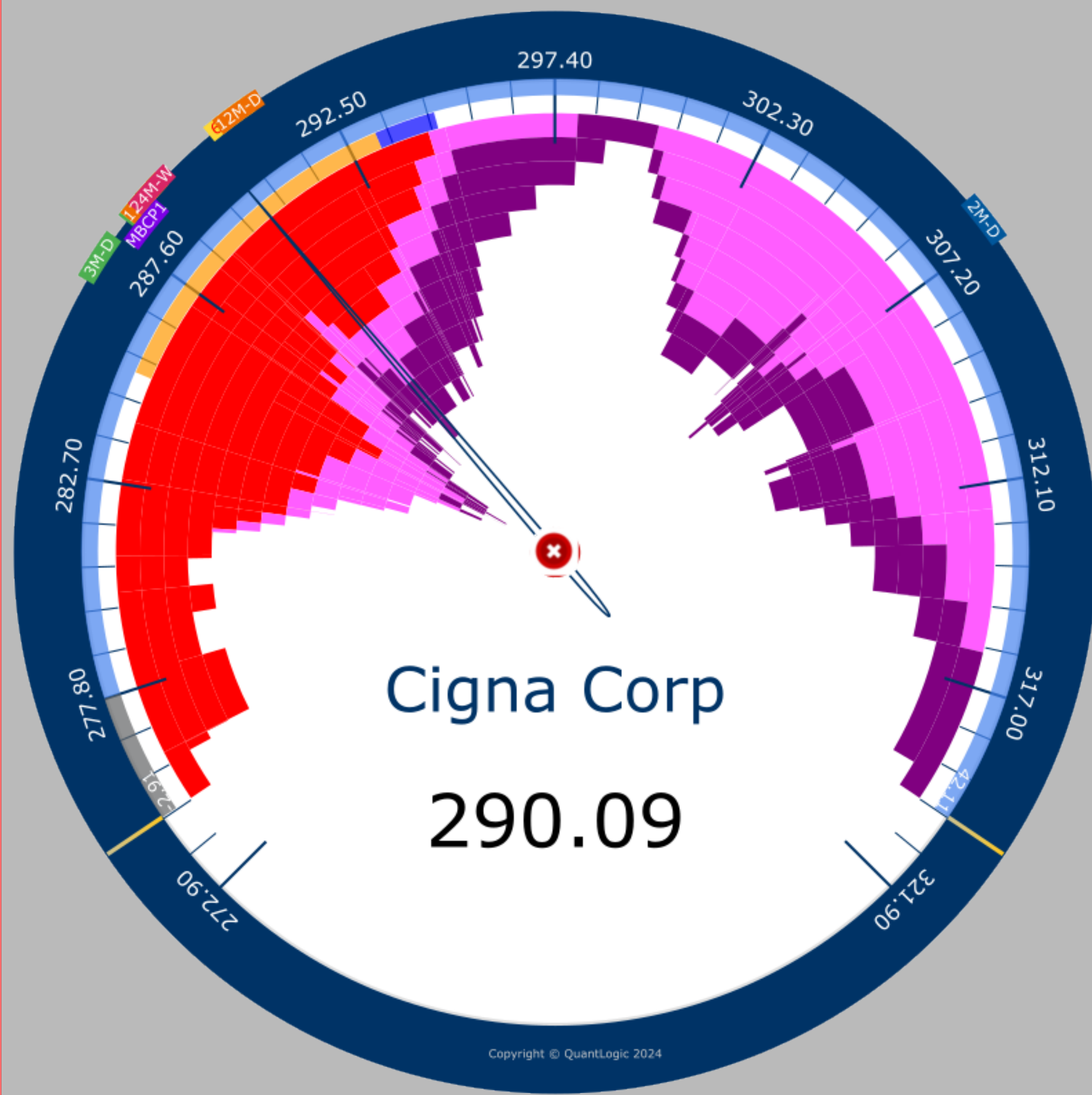
Sector Information: SEC Materials IND Metals & Mining SYM RIO

Speedo settings: 3 Months Daily Speedo Vs 6 Months Daily Speedo and last 3 months price flow color keyed.

Pattern Entry Rules: The recent low coincided with west side of the 12MD BCP.

3 Months O: 277.81 H: 319.92 L: 274.9 C: 290.09

6 Months - O: 248.86 H: 319.92 L: 248.86 C: 290.09



01 Sep 2023 - 14 Nov 2023

01 Jun 2023 - 14 Nov 2023

3 Months Daily Monthly Last 3 3 Months

14 Nov 2023 6 Months Daily

Pattern Information
 Quant West 1 (QW1)
 Serial No. 63 / 75
 Entry Date : 14-Nov-23 04:00 PM
 Entry Price : 290.09
 Key Indicators : BCP and Recent low

Bell Curve Peak (BCPs)

2M-D	306.38	3M-D	286.54
3M-W	287.91	6M-D	290.21
6M-W	287.97	12M-D	290.43
12M-W	287.97	24M-W	288.19
36M-W	256.39	48M-W	211.4
60M-W	204.87	72M-W	209.84
84M-W	205.17		

Multiple Bell Curve Peak (MBCPs)

MBCP1 287.6

Color Key (Monthly)

■ Sep 2023 ■ Oct 2023
 ■ Nov 2023

Sector Information: SEC Health Care IND Health Care Providers & Services SYM CI

Speedo settings: 3 Months Daily Speedo Vs 6 Months Daily Speedo and last 3 months price flow color keyed.

Pattern Entry Rules: The recent low coincided with west side of the 12MD BCP.

3 Months O: 38.08 H: 40.84 L: 34.64 C: 35.6

6 Months - O: 34.16 H: 40.84 L: 34.06 C: 35.6

Pattern Information

Quant West 1 (QW1)

Serial No. 64 / 75

Entry Date : 15-Nov-23 04:00 PM

Entry Price : 35.6

Key Indicators : BCP and Recent low

Bell Curve Peak (BCPs)

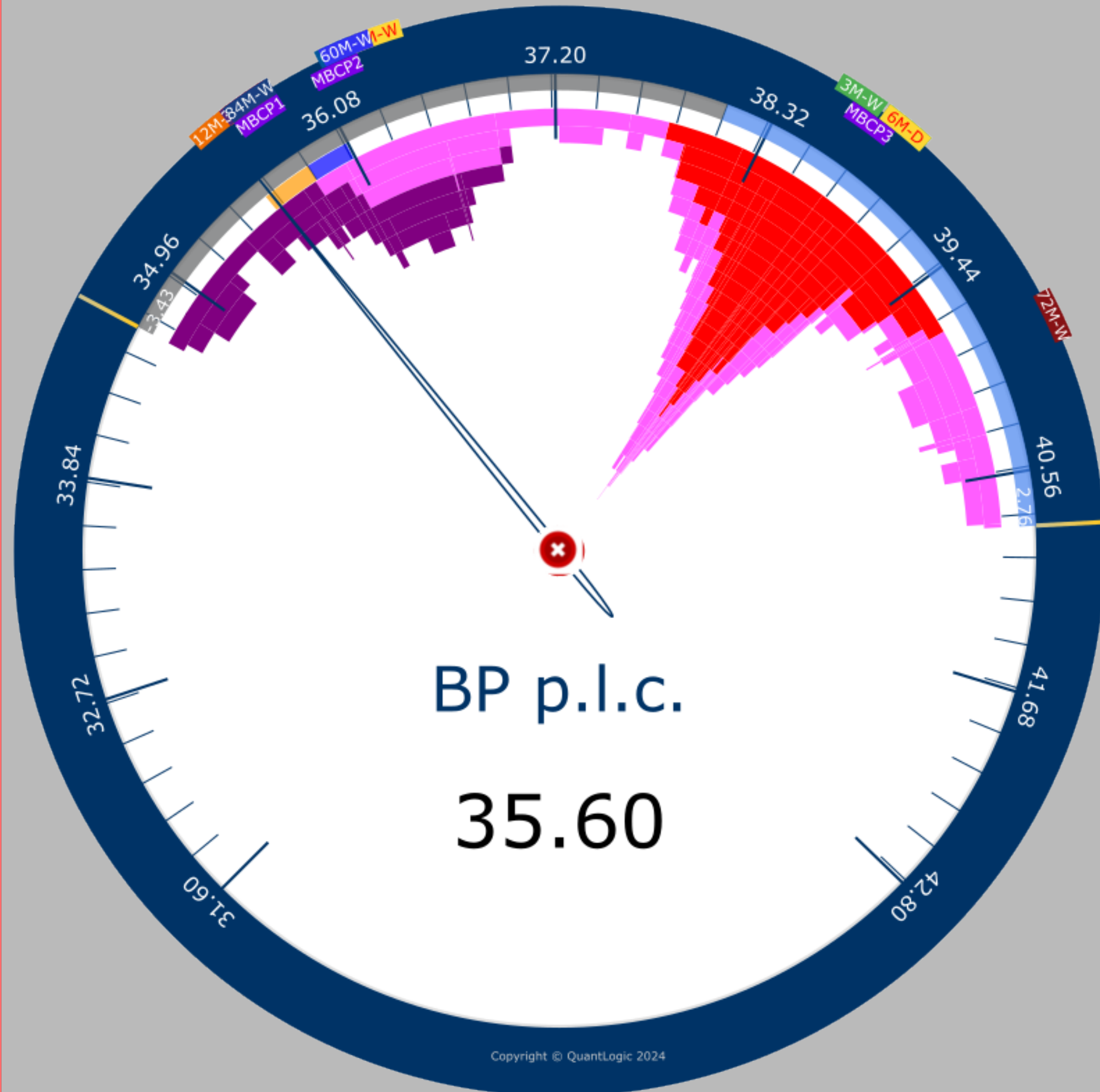
2M-D 36.36	3M-D 38.74
3M-W 38.5	6M-D 38.74
6M-W 36.52	12M-D 35.71
12M-W 35.88	24M-W 35.88
36M-W 35.88	48M-W 24.48
60M-W 36.38	72M-W 39.79
84M-W 35.9	

Multiple Bell Curve Peak (MBCPs)

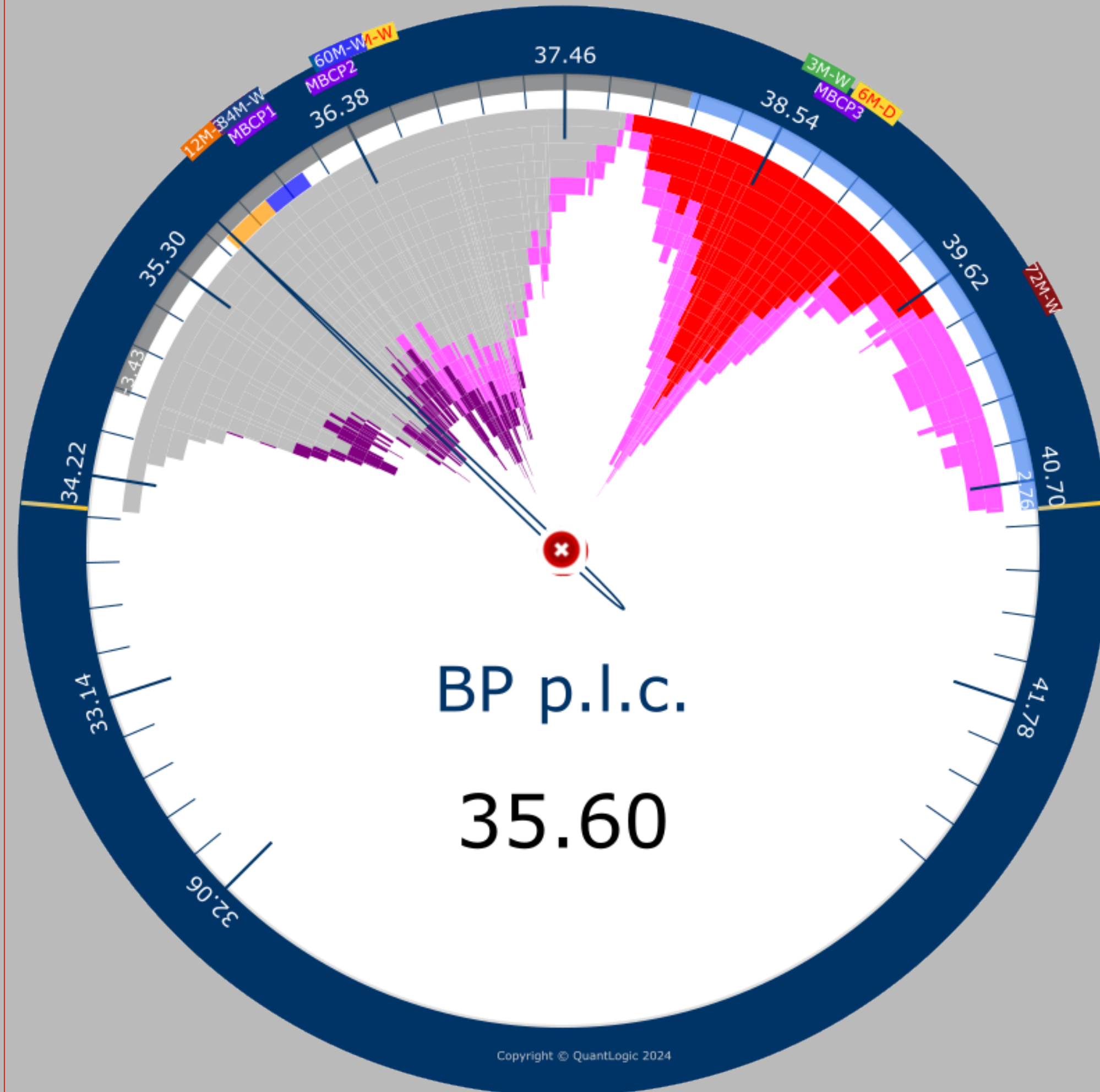
MBCP1 35.9	MBCP2 36.3
MBCP3 38.6	

Color Key (Monthly)

■ Sep 2023	■ Oct 2023
■ Nov 2023	



01 Sep 2023 - 15 Nov 2023



01 Jun 2023 - 15 Nov 2023

3 Months Daily Monthly Last 3 3 Months

15 Nov 2023 6 Months Daily

Sector Information: **SEC** Energy **IND** Oil, Gas & Consumable Fuels **SYM** BP

Speedo settings: 3 Months Daily Speedo Vs 6 Months Daily Speedo and last 3 months price flow color keyed.

Pattern Entry Rules: The recent low coincided with west side of the 12MD BCP.

3 Months O: 239.55 H: 257.76 L: 212.39 C: 235.28

6 Months - O: 199.38 H: 257.76 L: 196.74 C: 235.28

Pattern Information

Quant West 1 (QW1)

Serial No. 65 / 75

Entry Date : 15-Nov-23 04:00 PM

Entry Price : 235.28

Key Indicators : BCP and Recent low

Bell Curve Peak (BCPs)

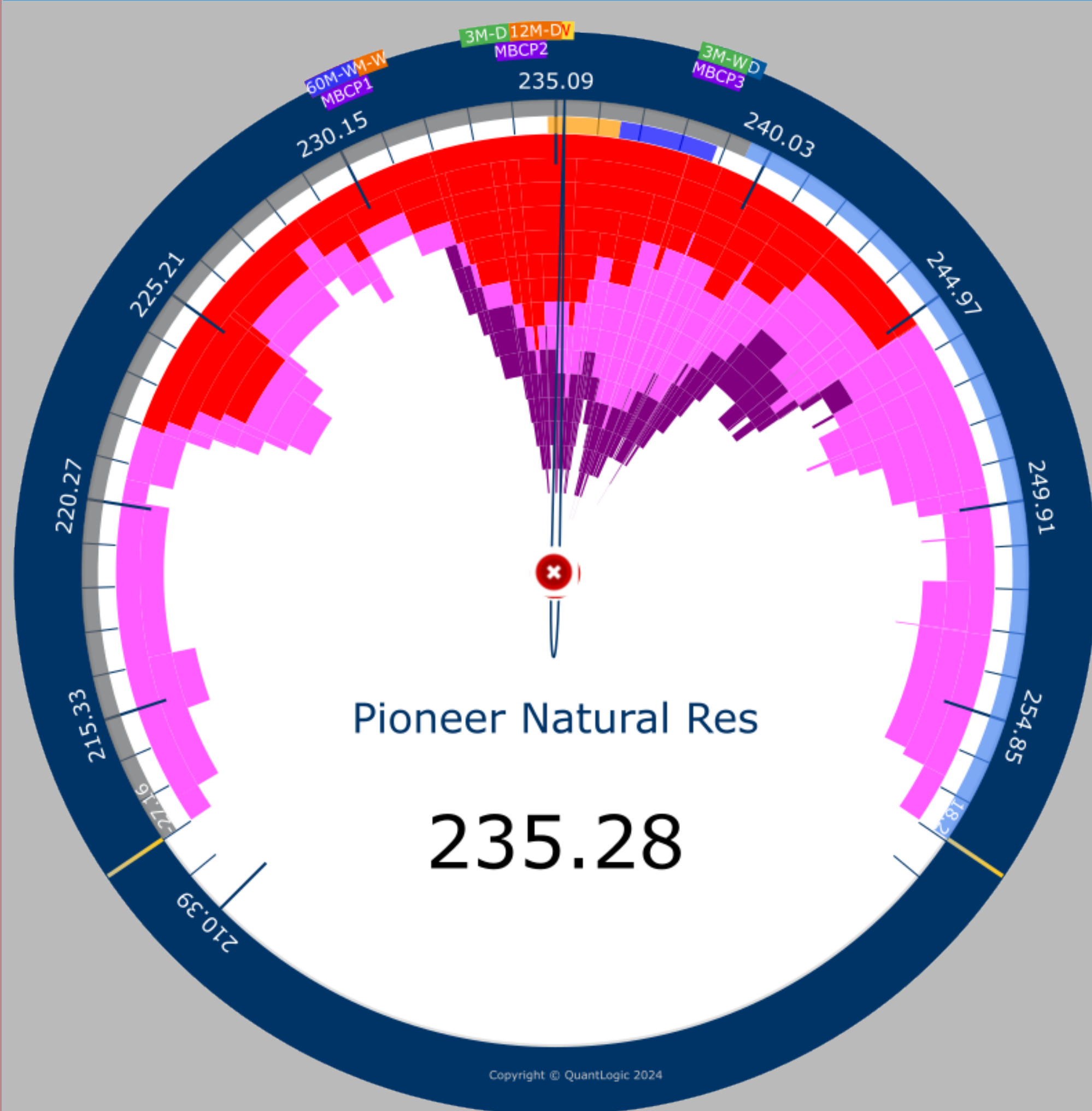
2M-D 239.21	3M-D 234.24
3M-W 238.91	6M-D 235.2
6M-W 235.44	12M-D 235.2
12M-W 231.74	24M-W 231.14
36M-W 231.14	48M-W 231.14
60M-W 231.14	72M-W 149.35
84M-W 184.41	

Multiple Bell Curve Peak (MBCPs)

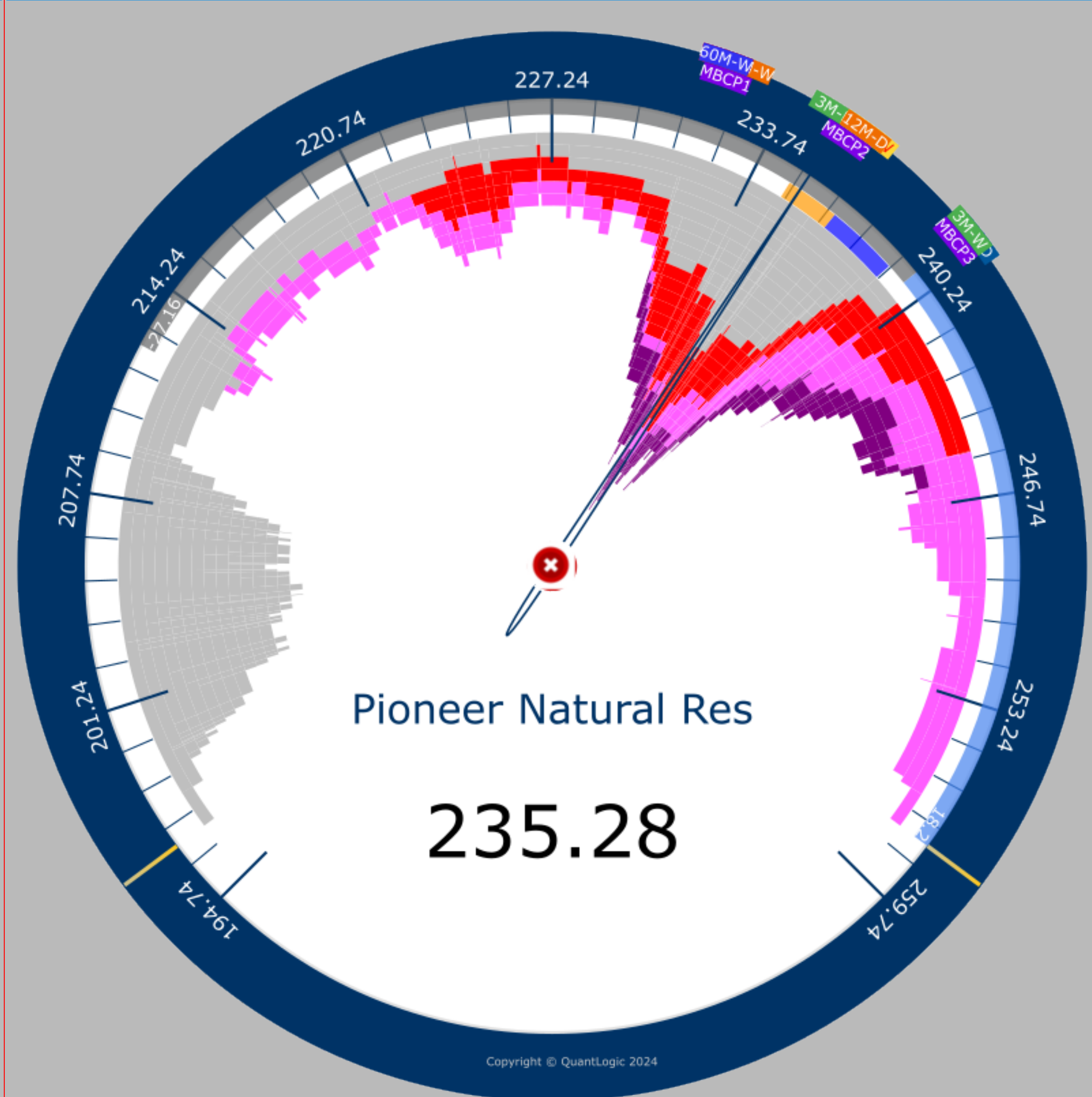
MBCP1 231.3	MBCP2 234.9
MBCP3 238.9	

Color Key (Monthly)

■ Sep 2023	■ Oct 2023
■ Nov 2023	



01 Sep 2023 - 15 Nov 2023



01 Jun 2023 - 15 Nov 2023

3 Months Daily Monthly Last 3 3 Months

15 Nov 2023 6 Months Daily

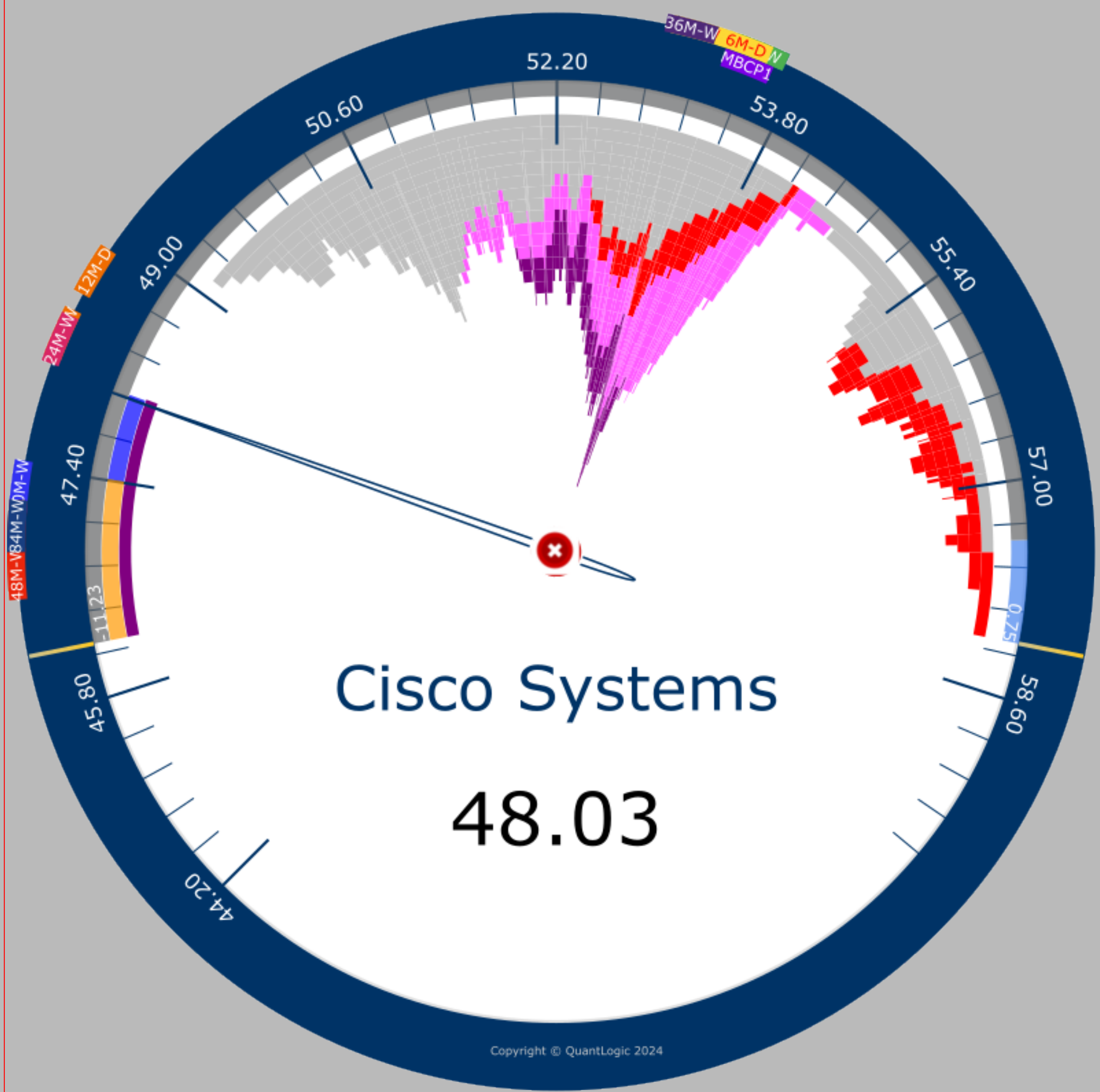
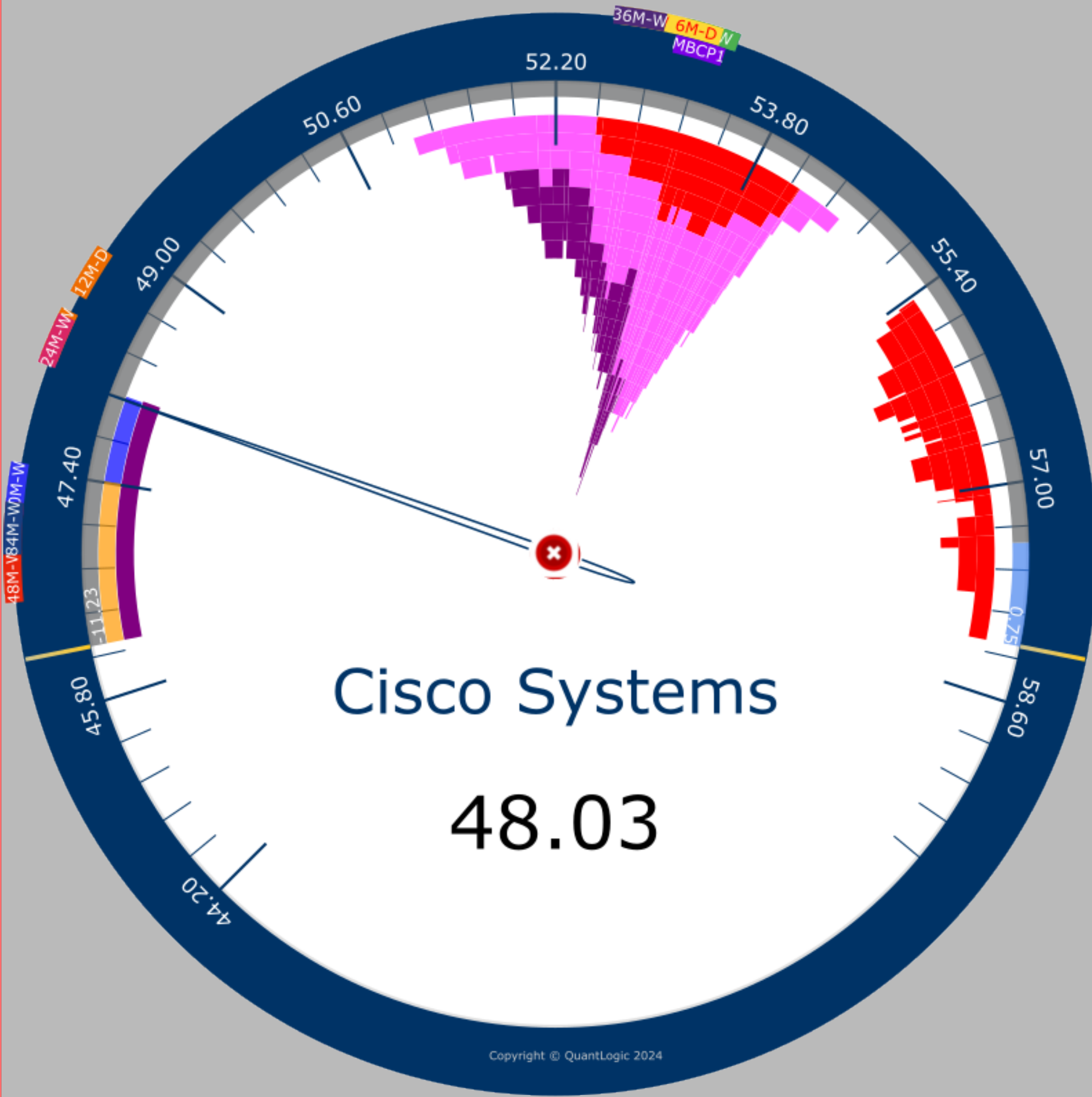
Sector Information: **SEC** Energy **IND** Oil, Gas & Consumable Fuels **SYM** PXD

Speedo settings: 3 Months Daily Speedo Vs 6 Months Daily Speedo and last 3 months price flow color keyed.

Pattern Entry Rules: The recent low coincided with west side of the 12MD BCP.

3 Months O: 57.44 H: 58.19 L: 46.2 C: 48.03

6 Months - O: 49.76 H: 58.19 L: 46.2 C: 48.03



01 Sep 2023 - 16 Nov 2023

01 Jun 2023 - 16 Nov 2023

3 Months Daily Monthly Last 3 3 Months

16 Nov 2023 6 Months Daily

Pattern Information
 Quant West 1 (QW1)
 Serial No. 66 / 75
 Entry Date : 16-Nov-23 04:00 PM
 Entry Price : 48.03
 Key Indicators : BCP and Recent low

Bell Curve Peak (BCPs)

2M-D	53.36	3M-D	53.36
3M-W	53.34	6M-D	53.25
6M-W	52.93	12M-D	48.88
12M-W	48.44	24M-W	48.4
36M-W	52.89	48M-W	46.89
60M-W	47.44	72M-W	47.19
84M-W	47.19		

Multiple Bell Curve Peak (MBCPs)
 MBCP1 53.3

Color Key (Monthly)
 Sep 2023 Oct 2023
 Nov 2023

Sector Information: SEC Information Technology IND Communications Equipment SYM CSCO

Speedo settings: 3 Months Daily Speedo Vs 6 Months Daily Speedo and last 3 months price flow color keyed.

Pattern Entry Rules: The recent low coincided with west side of the 12MD BCP.

3 Months O: 109.51 H: 119.29 L: 103.63 C: 108.81

6 Months - O: 89.82 H: 119.29 L: 89.43 C: 108.81

Pattern Information

Quant West 1 (QW1)

Serial No. 67 / 75

Entry Date : 16-Nov-23 04:00 PM

Entry Price : 108.81

Key Indicators : BCP and Recent low

Bell Curve Peak (BCPs)

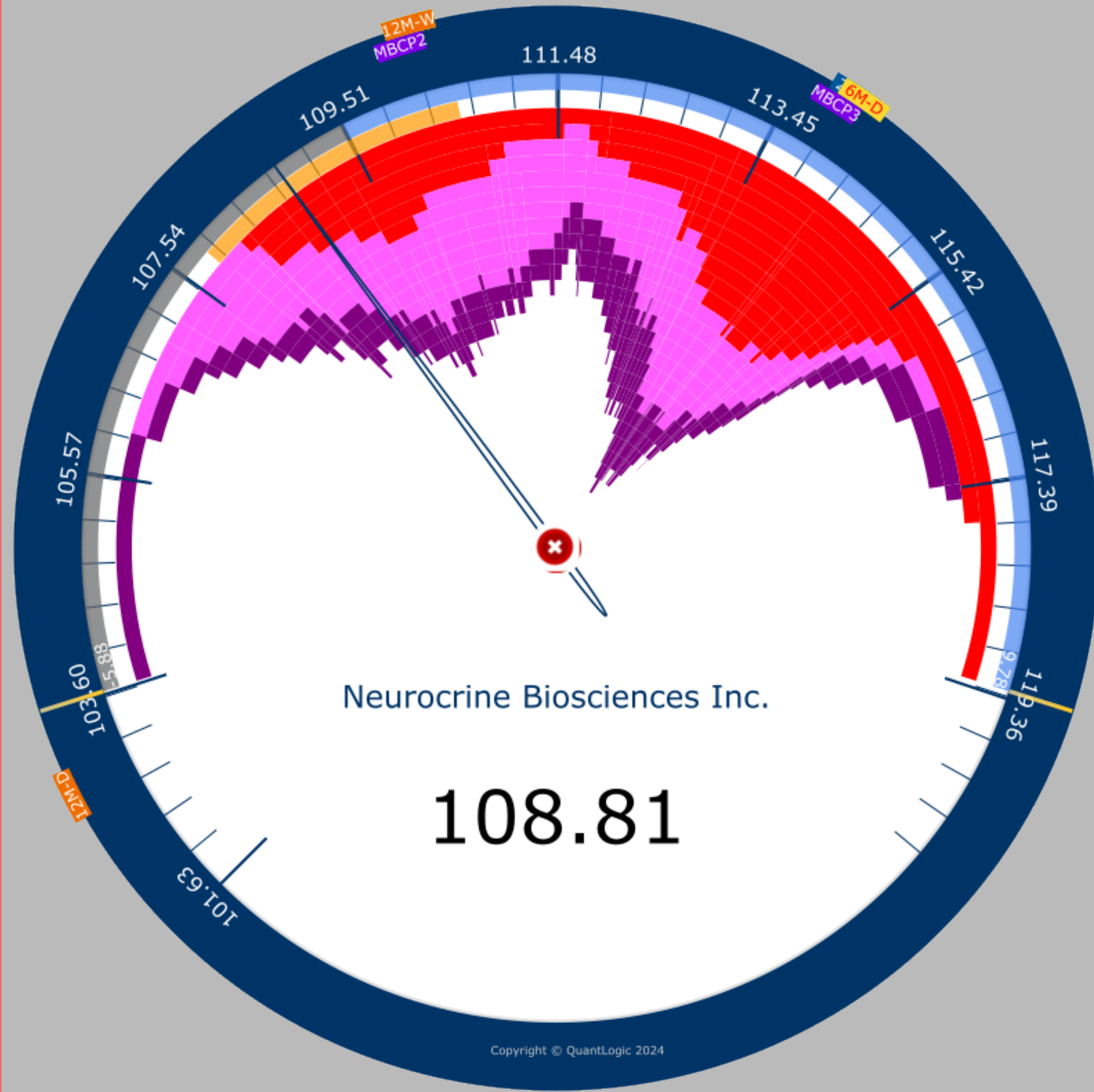
2M-D	113.69	3M-D	113.77
3M-W	110.11	6M-D	113.77
6M-W	110.11	12M-D	103.14
12M-W	110.11	24M-W	95.65
36M-W	95.65	48M-W	96.71
60M-W	96.71	72M-W	96.98
84M-W	96.98		

Multiple Bell Curve Peak (MBCPs)

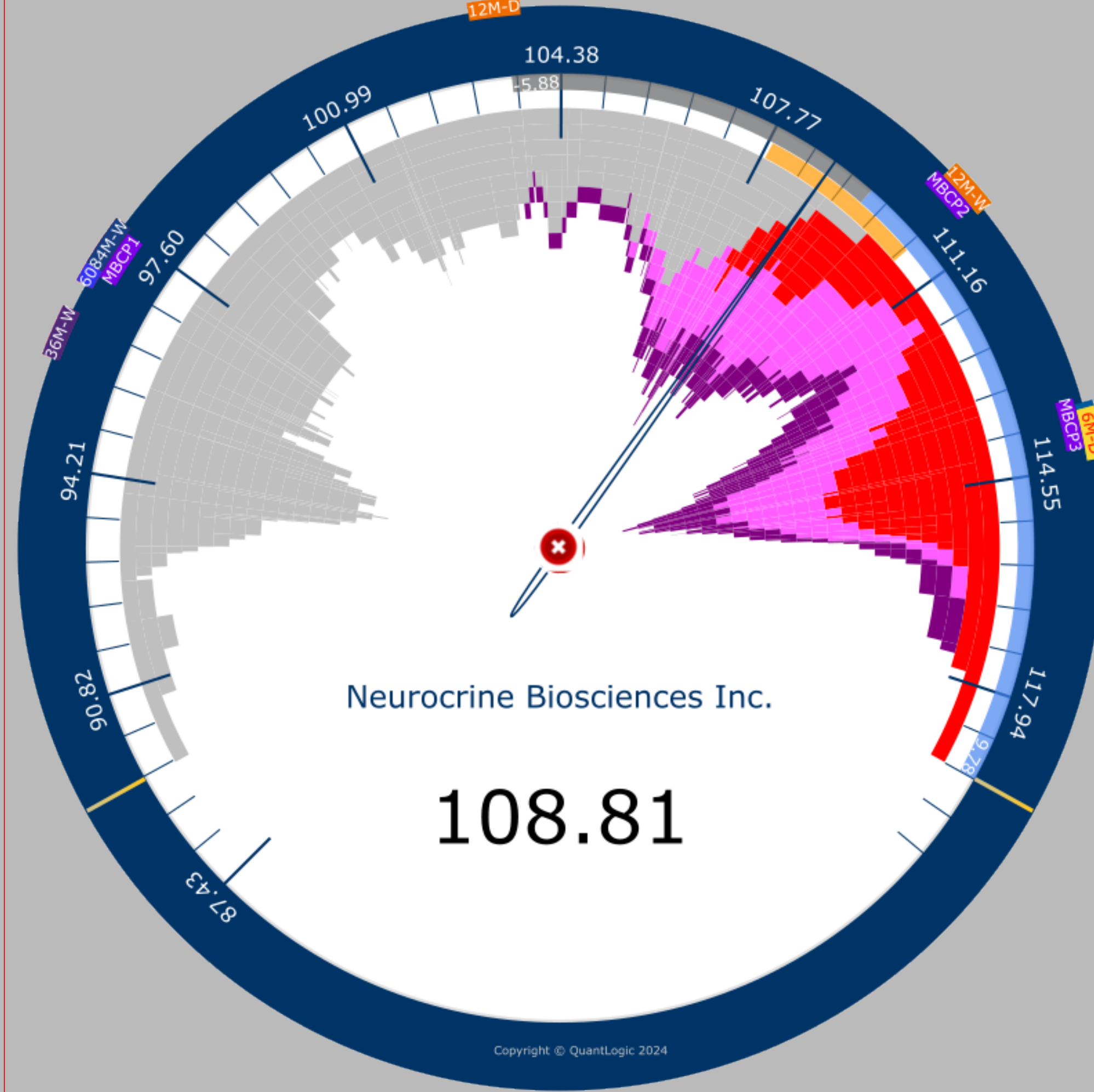
MBCP1	96.9	MBCP2	110
MBCP3	113.6		

Color Key (Monthly)

Sep 2023	Oct 2023
Nov 2023	



01 Sep 2023 - 16 Nov 2023



01 Jun 2023 - 16 Nov 2023

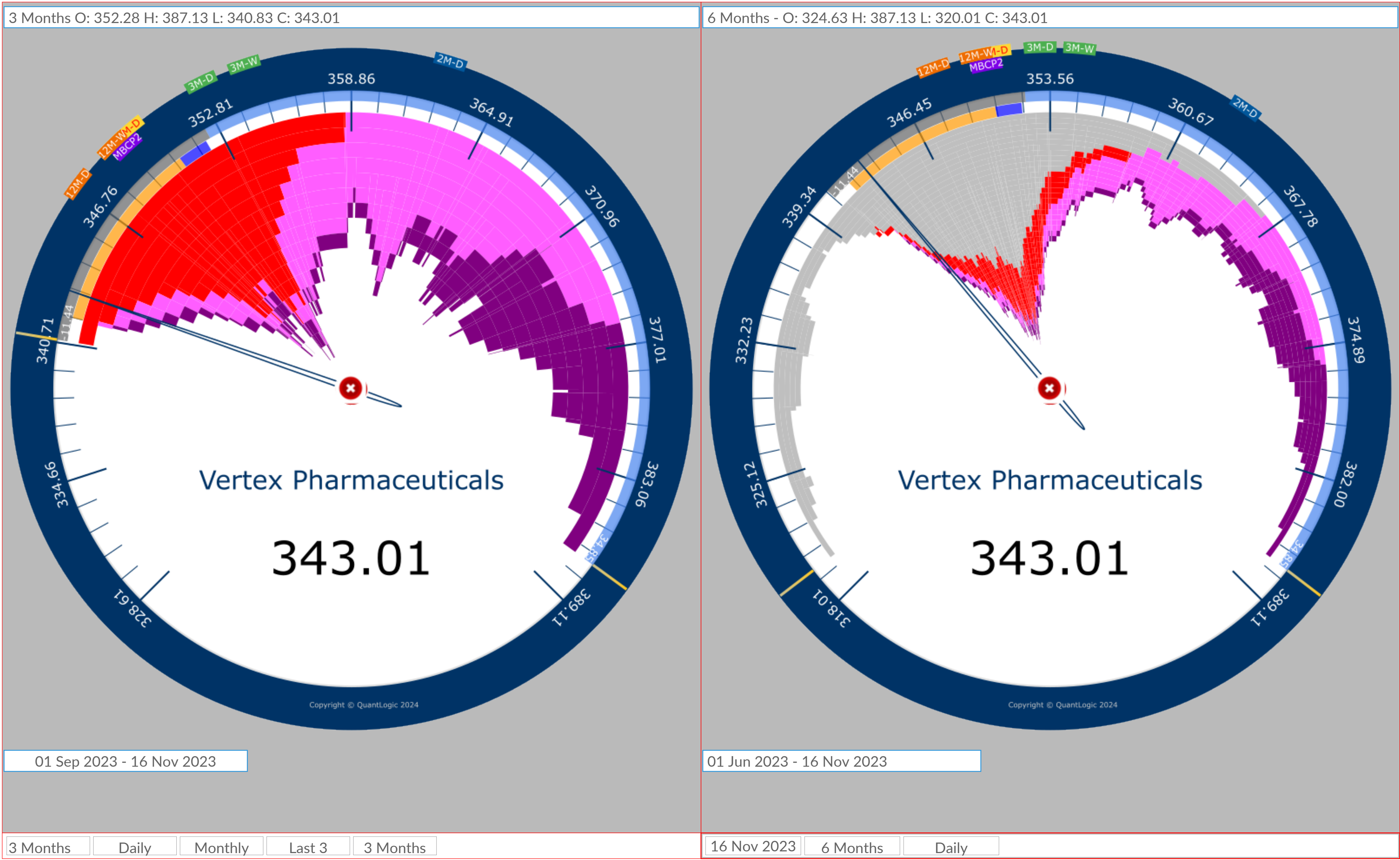
3 Months Daily Monthly Last 3 3 Months

16 Nov 2023 6 Months Daily

Sector Information: SEC Health Care IND Pharmaceuticals SYM NBIX

Speedo settings: 3 Months Daily Speedo Vs 6 Months Daily Speedo and last 3 months price flow color keyed.

Pattern Entry Rules: The recent low coincided with west side of the 12MD BCP.



Pattern Information
 Quant West 1 (QW1)
 Serial No. 68 / 75
 Entry Date : 16-Nov-23 04:00 PM
 Entry Price : 343.01
 Key Indicators : BCP and Recent low

Bell Curve Peak (BCPs)

2M-D 362.01	3M-D 352.39
3M-W 354.14	6M-D 350.38
6M-W 349.53	12M-D 347.57
12M-W 349.53	24M-W 290.37
36M-W 290.37	48M-W 290.37
60M-W 290.37	72M-W 178.4
84M-W 178.4	

Multiple Bell Curve Peak (MBCPs)

MBCP1 290.3	MBCP2 349.9
--------------------	--------------------

Color Key (Monthly)

■ Sep 2023	■ Oct 2023
■ Nov 2023	

Sector Information: SEC Health Care IND Biotechnology SYM VRTX

Speedo settings: 3 Months Daily Speedo Vs 6 Months Daily Speedo and last 3 months price flow color keyed.

Pattern Entry Rules: The recent low coincided with west side of the 12MD BCP.

3 Months O: 162.87 H: 169.94 L: 151.65 C: 156.06

6 Months - O: 146.21 H: 169.94 L: 145.94 C: 156.06

Pattern Information

Quant West 1 (QW1)

Serial No. 69 / 75

Entry Date : 16-Nov-23 04:00 PM

Entry Price : 156.06

Key Indicators : BCP and Recent low

Bell Curve Peak (BCPs)

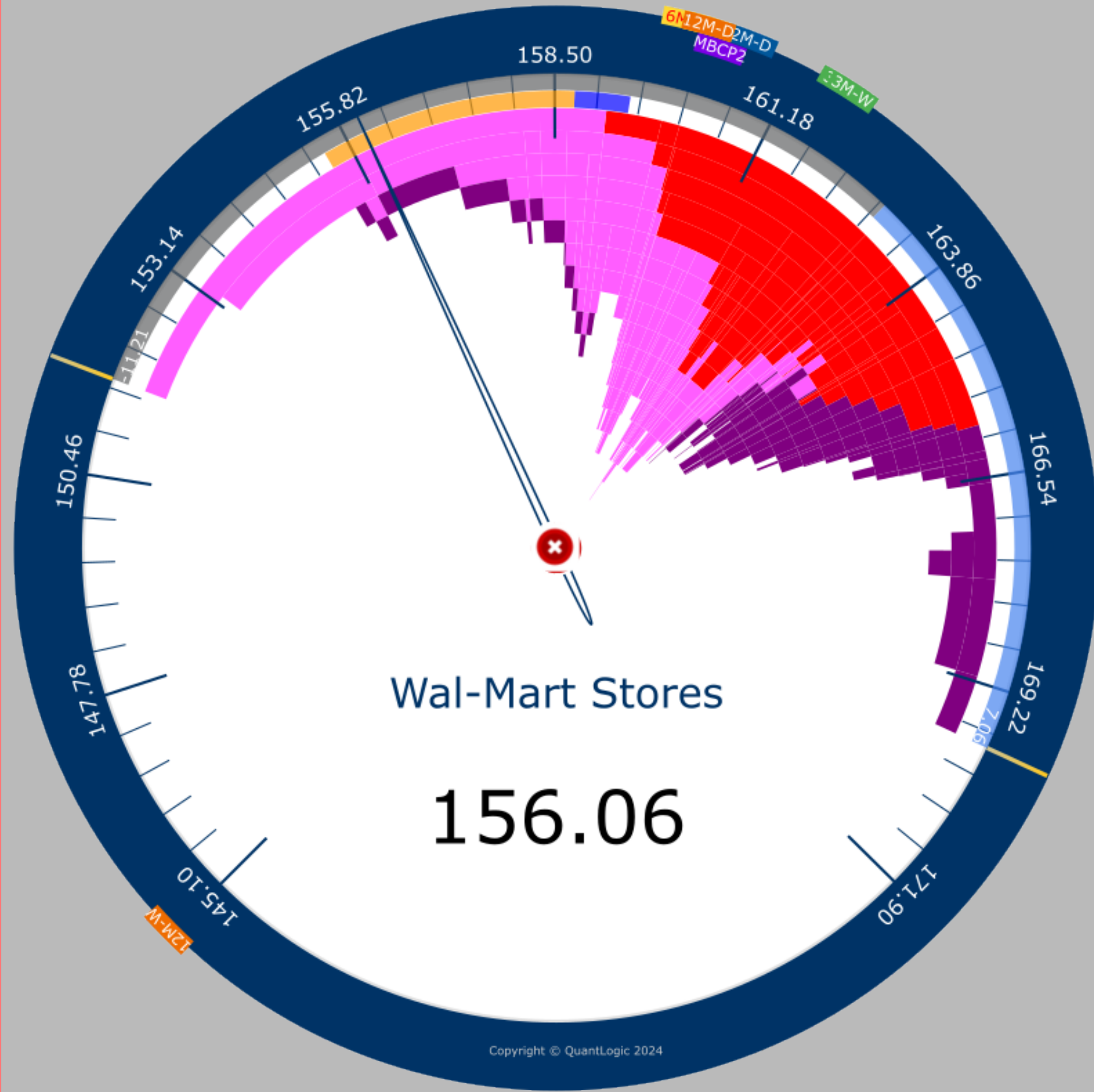
2M-D 160.88	3M-D 161.96
3M-W 162.07	6M-D 160.41
6M-W 160.19	12M-D 160.41
12M-W 145.42	24M-W 142.26
36M-W 142.38	48M-W 140.9
60M-W 140.9	72M-W 140.9
84M-W 140.9	

Multiple Bell Curve Peak (MBCPs)

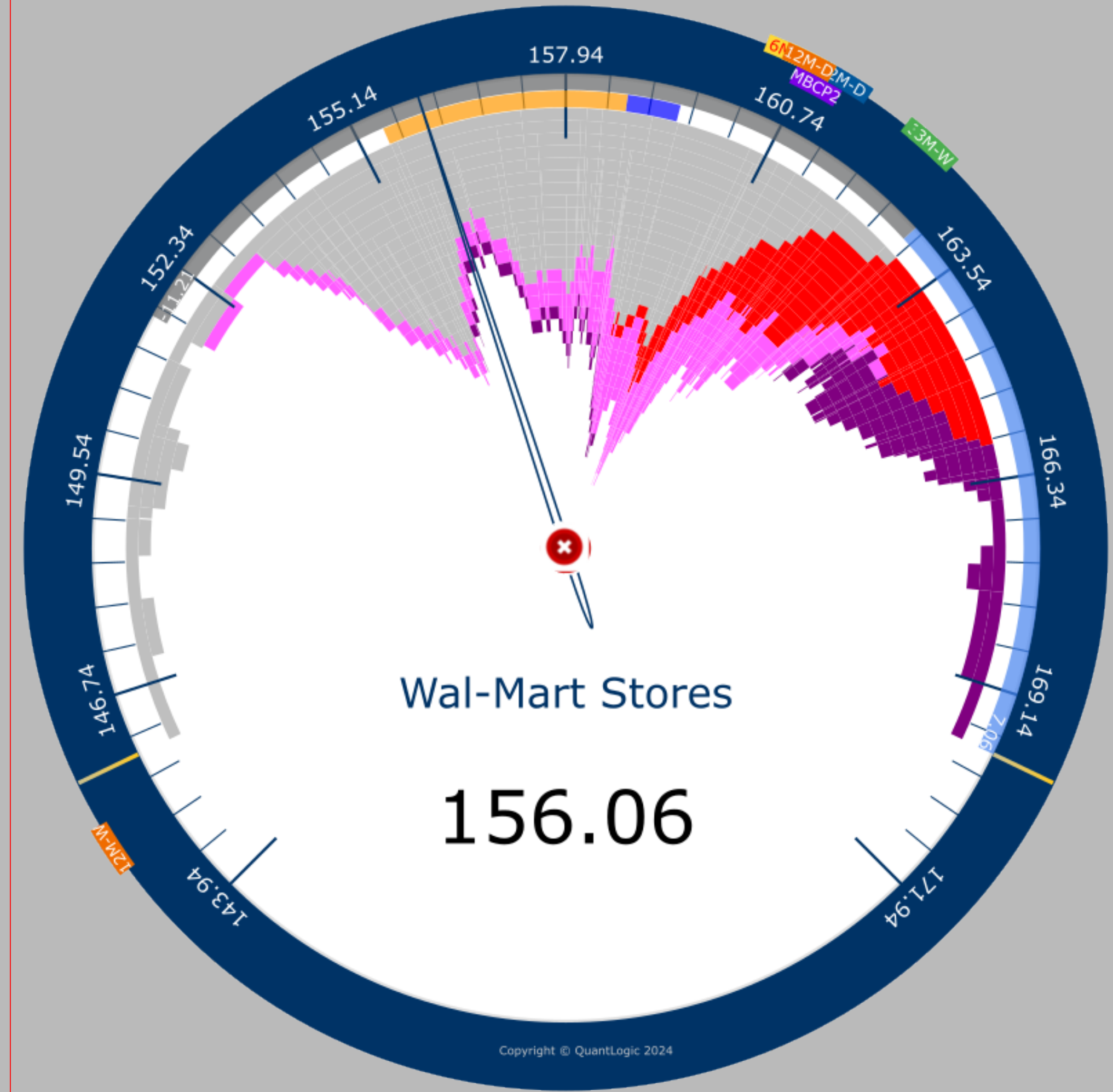
MBCP1 140.9	MBCP2 160.6
--------------------	--------------------

Color Key (Monthly)

■ Sep 2023	■ Oct 2023
■ Nov 2023	



01 Sep 2023 - 16 Nov 2023



01 Jun 2023 - 16 Nov 2023

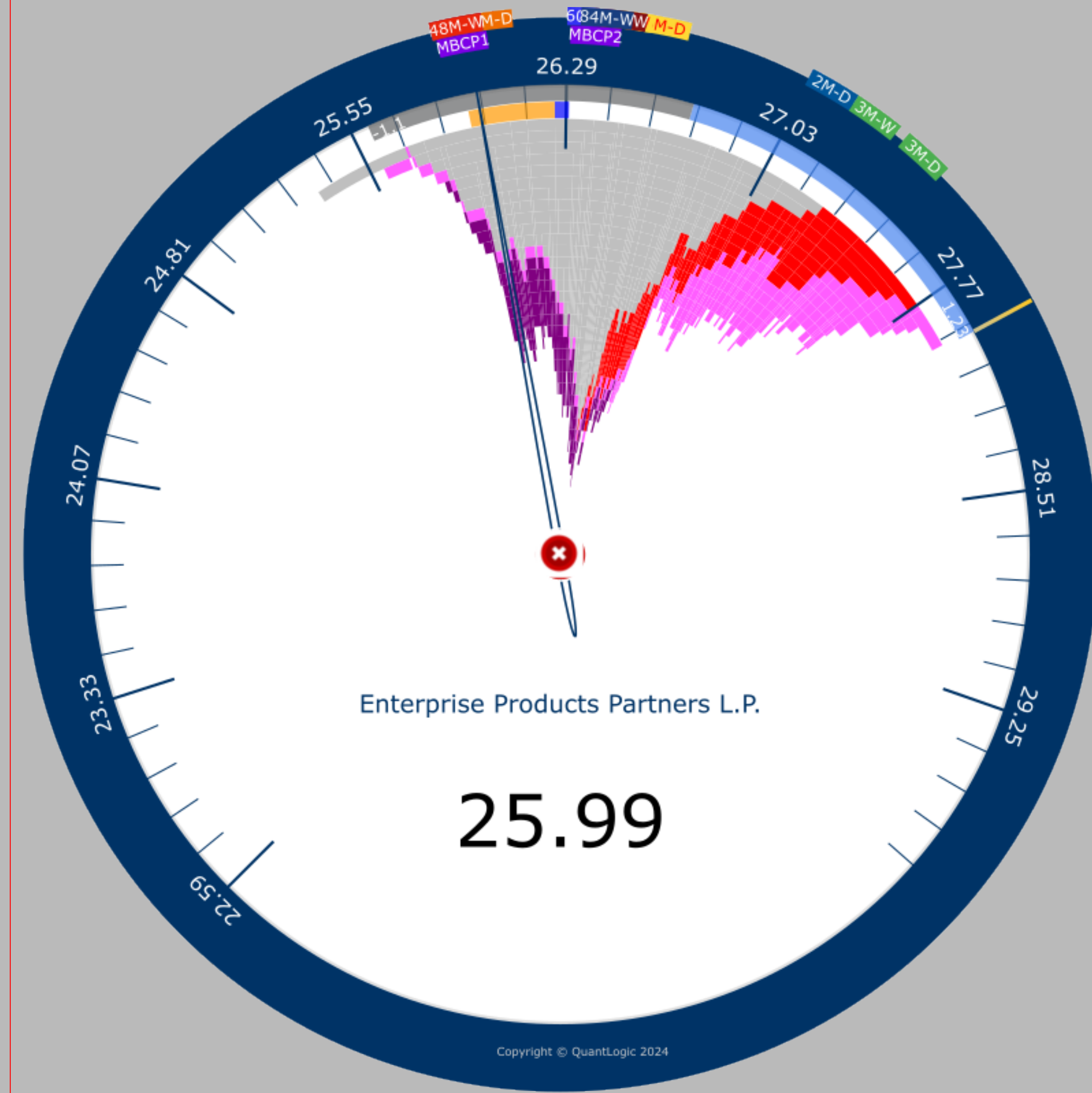
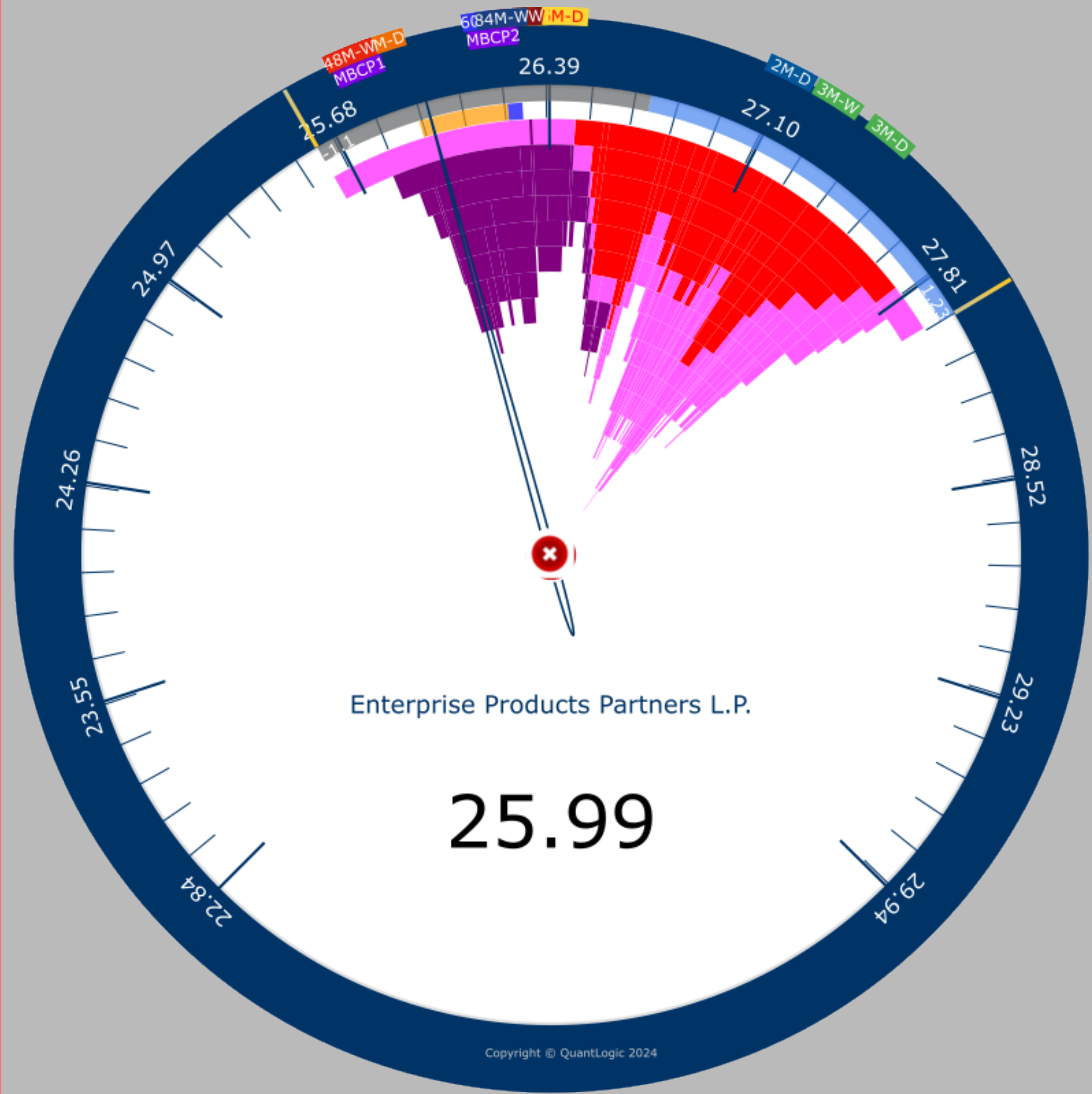
Sector Information: **SEC** Consumer Staples **IND** Food & Staples Retailing **SYM** WMT

Speedo settings: 3 Months Daily Speedo Vs 6 Months Daily Speedo and last 3 months price flow color keyed.

Pattern Entry Rules: The recent low coincided with west side of the 12MD BCP.

3 Months O: 26.72 H: 27.95 L: 25.61 C: 25.99

6 Months - O: 25.35 H: 27.95 L: 25.35 C: 25.99



01 Sep 2023 - 16 Nov 2023

01 Jun 2023 - 16 Nov 2023

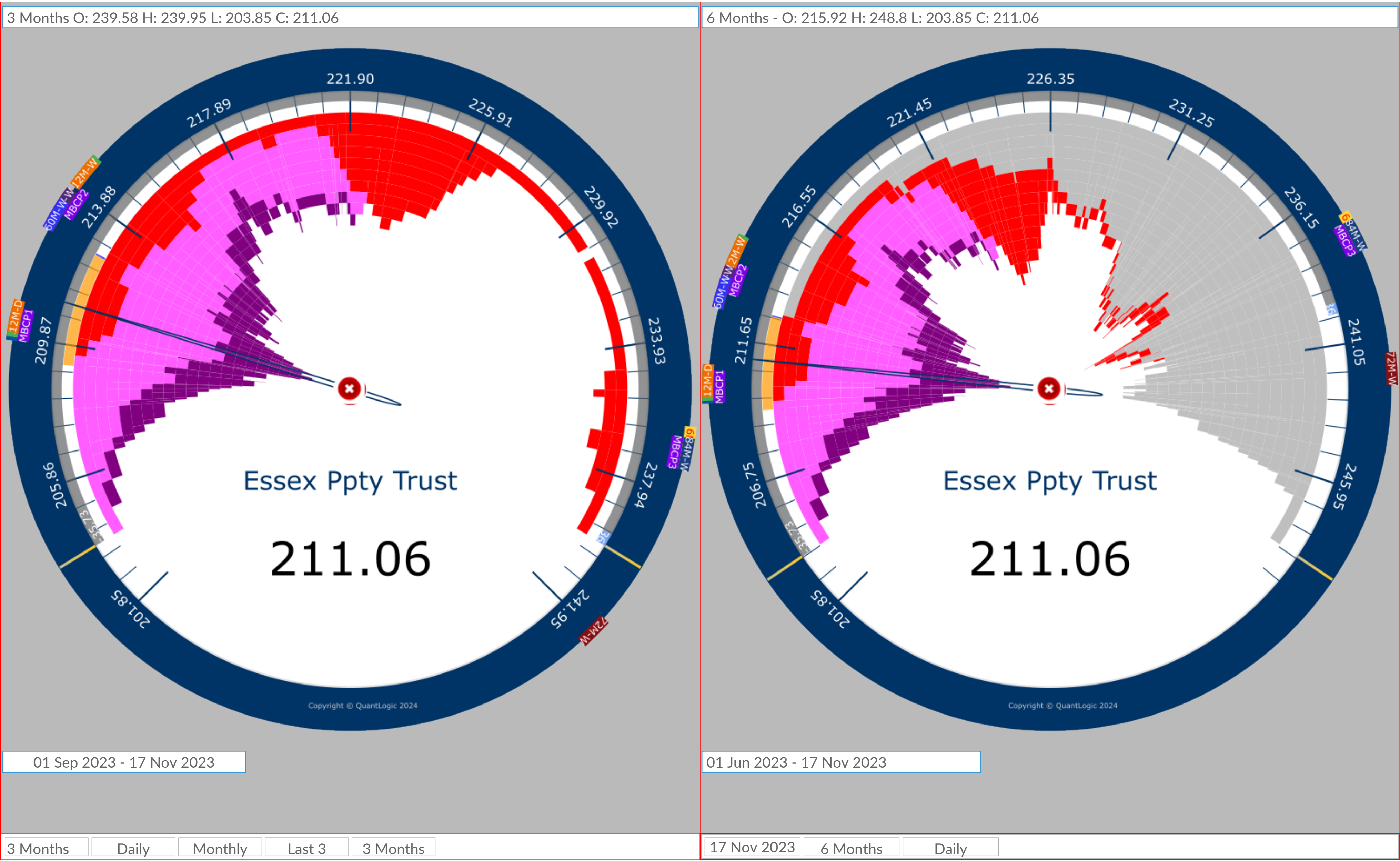
3 Months Daily Monthly Last 3 3 Months

16 Nov 2023 6 Months Daily

Sector Information: SEC Energy IND Oil, Gas & Consumable Fuels SYM EPD

Speedo settings: 3 Months Daily Speedo Vs 6 Months Daily Speedo and last 3 months price flow color keyed.

Pattern Entry Rules: The recent low coincided with west side of the 12MD BCP.



Pattern Information
 Quant West 1 (QW1)
 Serial No. 71 / 75
 Entry Date : 17-Nov-23 04:00 PM
 Entry Price : 211.06
 Key Indicators : BCP and Recent low

Bell Curve Peak (BCPs)

2M-D	210.58	3M-D	210.67
3M-W	214.84	6M-D	237.29
6M-W	237.01	12M-D	210.78
12M-W	214.75	24M-W	213.82
36M-W	213.82	48M-W	213.5
60M-W	213.5	72M-W	241.51
84M-W	237.3		

Multiple Bell Curve Peak (MBCPs)

MBCP1	210.6	MBCP2	214
MBCP3	237.3		

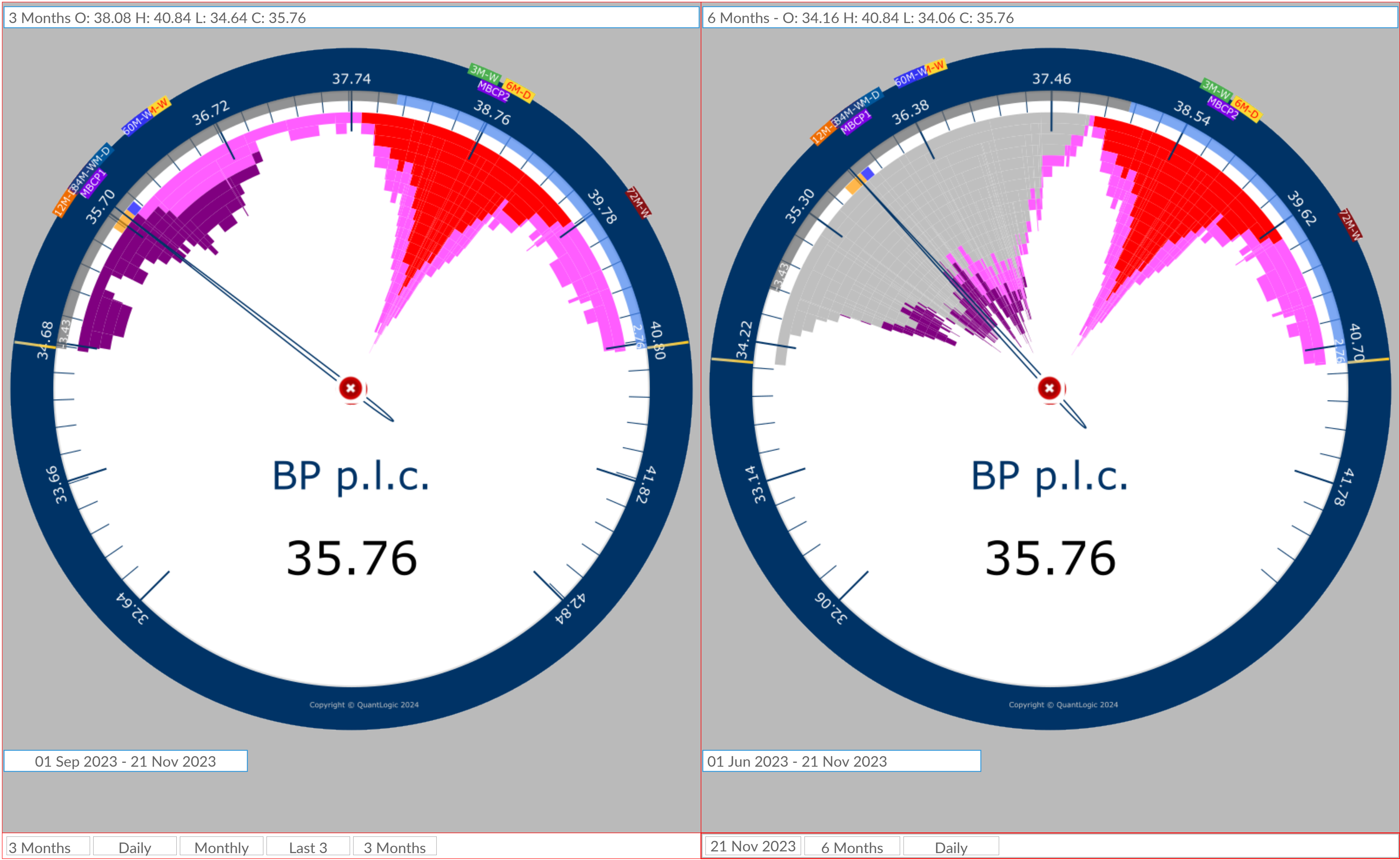
Color Key (Monthly)

Sep 2023	Oct 2023
Nov 2023	

Sector Information: SEC Real Estate IND Equity Real Estate, Investment Trusts (REITs) SYM ESS

Speedo settings: 3 Months Daily Speedo Vs 6 Months Daily Speedo and last 3 months price flow color keyed.

Pattern Entry Rules: The recent low coincided with west side of the 12MD BCP.



Pattern Information
 Quant West 1 (QW1)
 Serial No. 72 / 75
 Entry Date : 21-Nov-23 04:00 PM
 Entry Price : 35.76
 Key Indicators : BCP and Recent low

Bell Curve Peak (BCPs)

2M-D 36.05	3M-D 38.74
3M-W 38.5	6M-D 38.74
6M-W 36.52	12M-D 35.7
12M-W 35.88	24M-W 35.88
36M-W 35.88	48M-W 24.48
60M-W 36.38	72M-W 39.79
84M-W 35.9	

Multiple Bell Curve Peak (MBCPs)

MBCP1 35.9	MBCP2 38.6
-------------------	-------------------

Color Key (Monthly)

■ Sep 2023	■ Oct 2023
■ Nov 2023	

Sector Information: SEC Energy IND Oil, Gas & Consumable Fuels SYM BP

Speedo settings: 3 Months Daily Speedo Vs 6 Months Daily Speedo and last 3 months price flow color keyed.

Pattern Entry Rules: The recent low coincided with west side of the 12MD BCP.

3 Months O: 239.55 H: 257.76 L: 212.39 C: 237.07

6 Months - O: 199.38 H: 257.76 L: 196.74 C: 237.07

Pattern Information

Quant West 1 (QW1)

Serial No. 73 / 75

Entry Date : 21-Nov-23 04:00 PM

Entry Price : 237.07

Key Indicators : BCP and Recent low

Bell Curve Peak (BCPs)

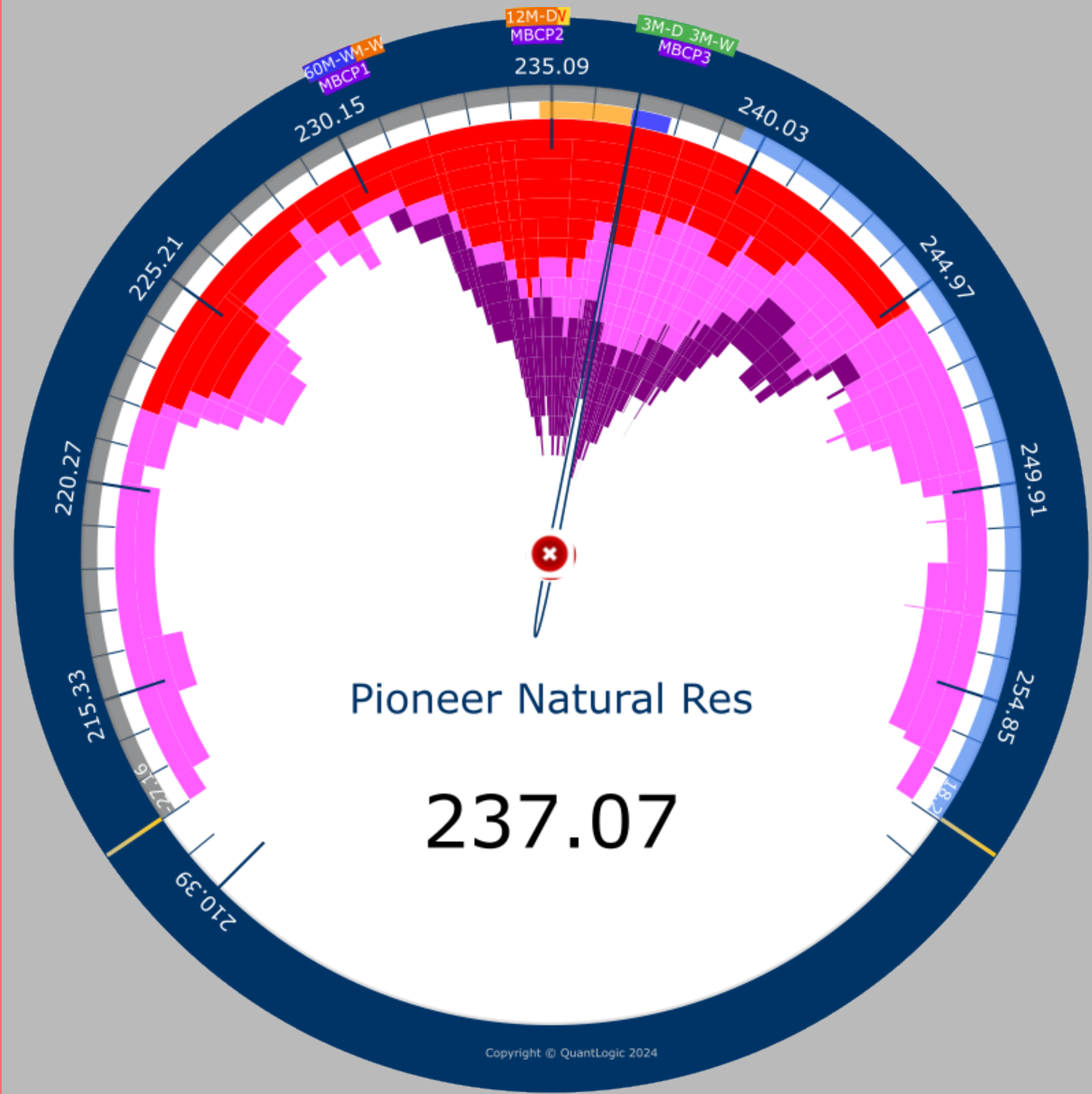
2M-D 237.95	3M-D 237.76
3M-W 238.75	6M-D 235.2
6M-W 235.44	12M-D 235.2
12M-W 231.74	24M-W 231.14
36M-W 231.14	48M-W 231.14
60M-W 231.14	72M-W 149.35
84M-W 184.41	

Multiple Bell Curve Peak (MBCPs)

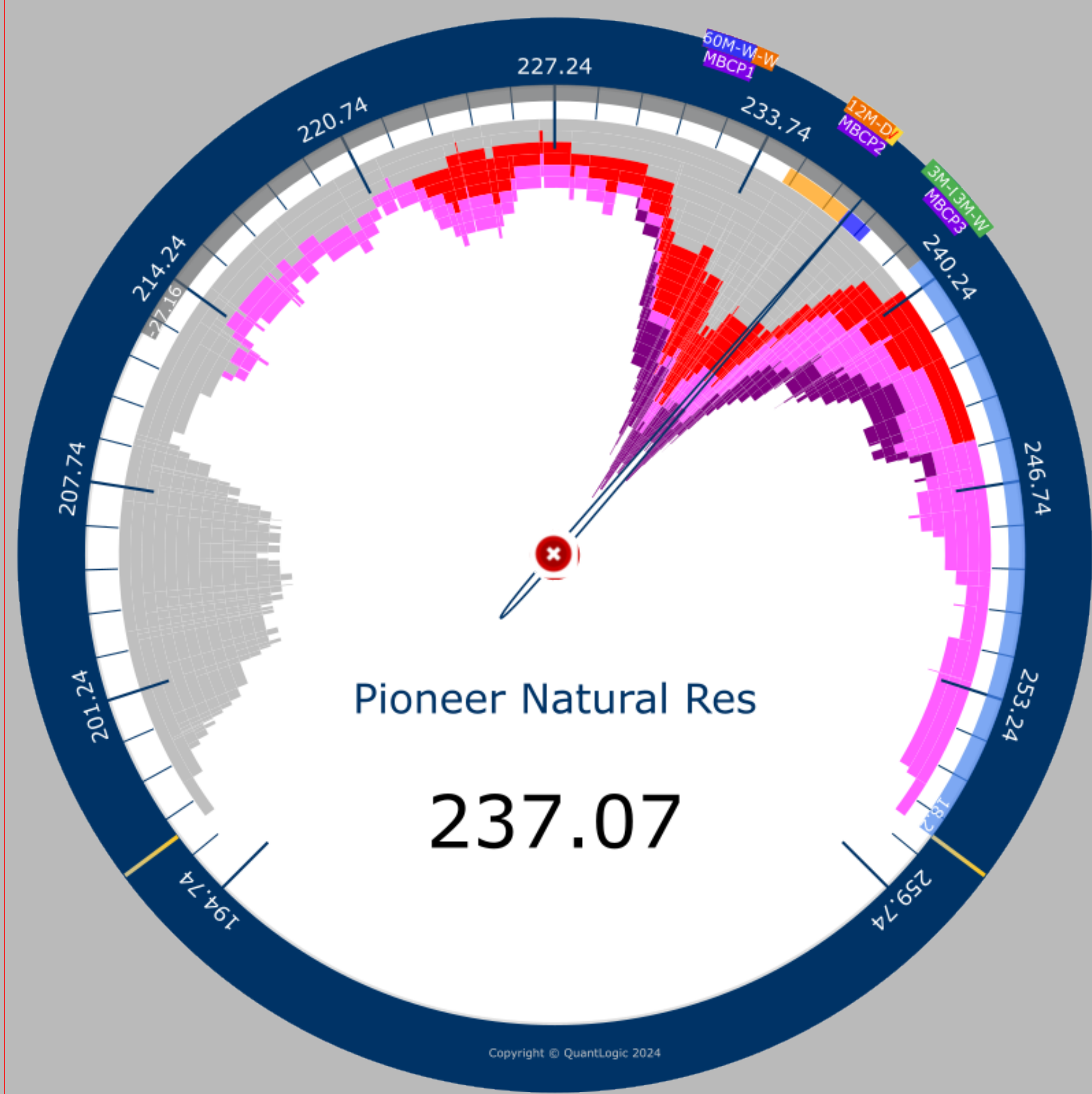
MBCP1 231.3	MBCP2 235.3
MBCP3 238.3	

Color Key (Monthly)

■ Sep 2023	■ Oct 2023
■ Nov 2023	



01 Sep 2023 - 21 Nov 2023



01 Jun 2023 - 21 Nov 2023

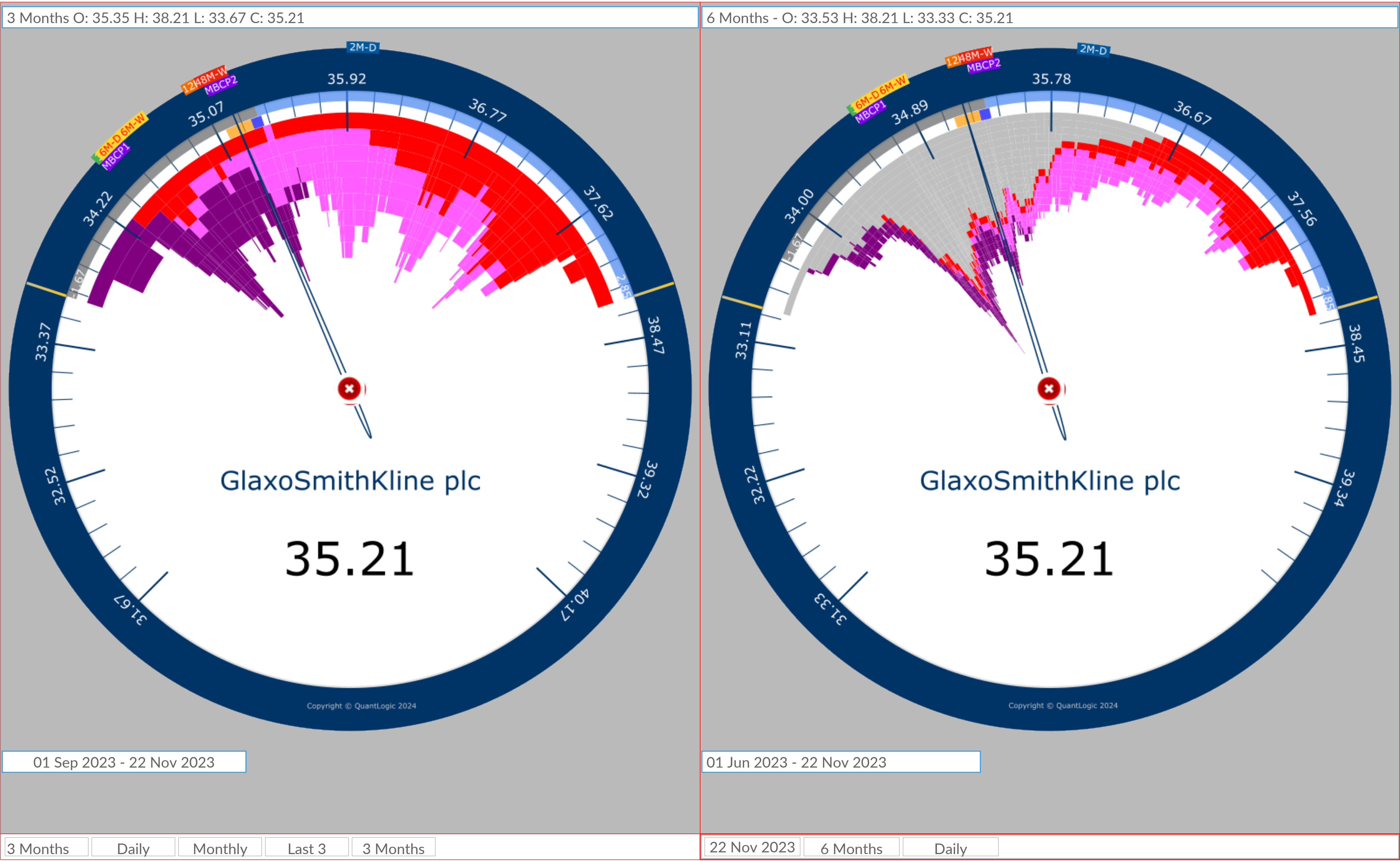
3 Months Daily Monthly Last 3 3 Months

21 Nov 2023 6 Months Daily

Sector Information: **SEC** Energy **IND** Oil, Gas & Consumable Fuels **SYM** PXD

Speedo settings: 3 Months Daily Speedo Vs 6 Months Daily Speedo and last 3 months price flow color keyed.

Pattern Entry Rules: The recent low coincided with west side of the 12MD BCP.



Pattern Information
 Quant West 1 (QW1)
 Serial No. 74 / 75
 Entry Date : 22-Nov-23 04:00 PM
 Entry Price : 35.21
 Key Indicators : BCP and Recent low

Bell Curve Peak (BCPs)

2M-D	35.92	3M-D	34.59
3M-W	35.27	6M-D	34.62
6M-W	34.78	12M-D	35.19
12M-W	35.27	24M-W	35.27
36M-W	35.27	48M-W	35.27
60M-W	40.58	72M-W	40.58
84M-W	40.61		

Multiple Bell Curve Peak (MBCPs)

MBCP1	34.6	MBCP2	35.3
MBCP3	40.6		

Color Key (Monthly)

Sep 2023	Oct 2023
Nov 2023	

Sector Information: **SEC** Health Care **IND** Pharmaceuticals **SYM** GSK

Speedo settings: 3 Months Daily Speedo Vs 6 Months Daily Speedo and last 3 months price flow color keyed.

Pattern Entry Rules: The recent low coincided with west side of the 12MD BCP.

3 Months O: 352.28 H: 387.13 L: 340.83 C: 353.26

6 Months - O: 324.63 H: 387.13 L: 320.01 C: 353.26

Pattern Information
 Quant West 1 (QW1)
 Serial No. 75 / 75
 Entry Date : 22-Nov-23 04:00 PM
 Entry Price : 353.26
 Key Indicators : BCP and Recent low

Bell Curve Peak (BCPs)

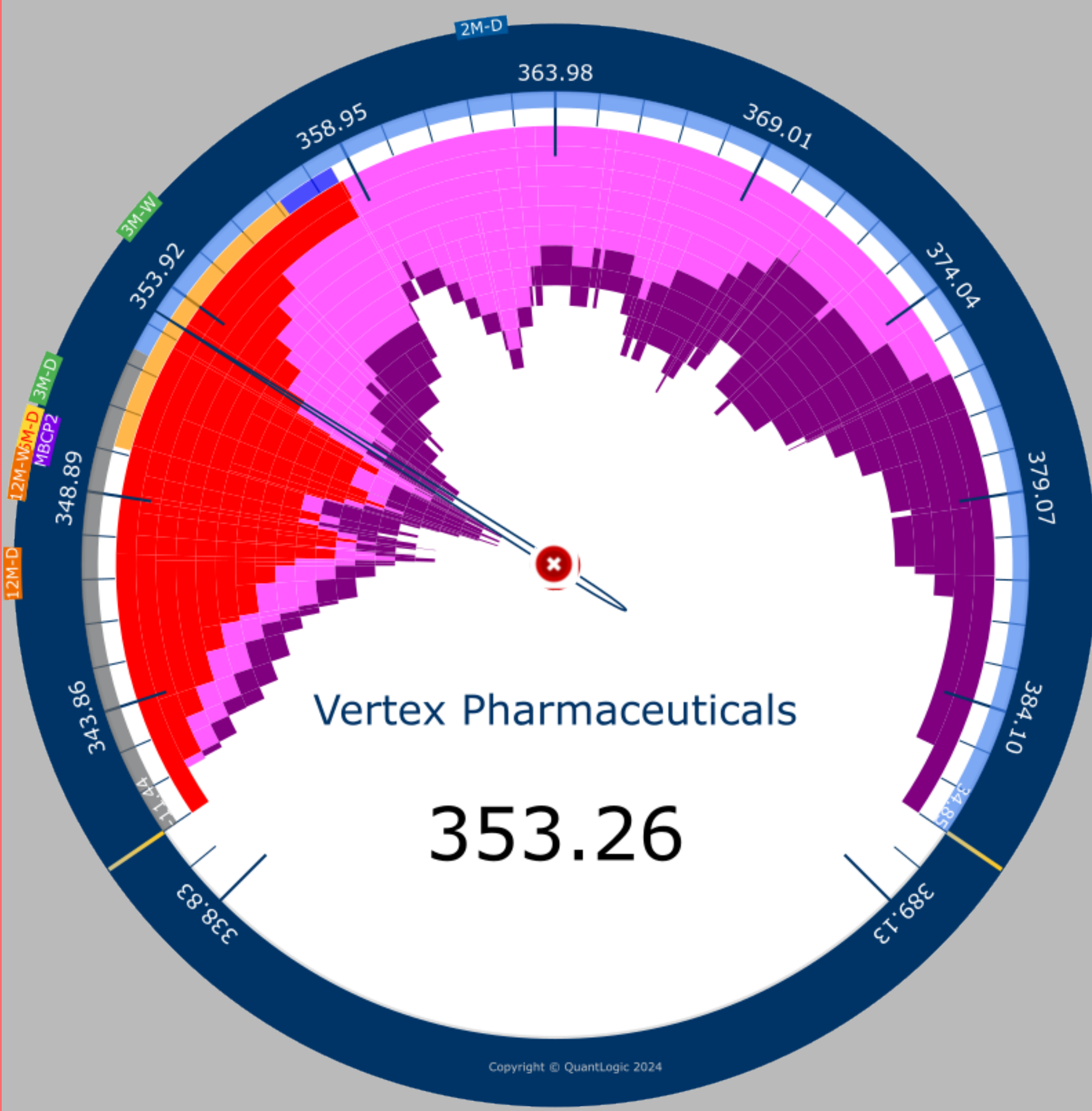
2M-D	362.01	3M-D	351.47
3M-W	354.14	6M-D	350.38
6M-W	349.53	12M-D	347.57
12M-W	349.53	24M-W	290.37
36M-W	290.37	48M-W	290.37
60M-W	290.37	72M-W	178.4
84M-W	178.4		

Multiple Bell Curve Peak (MBCPs)

MBCP1	290.3	MBCP2	350.3
-------	-------	-------	-------

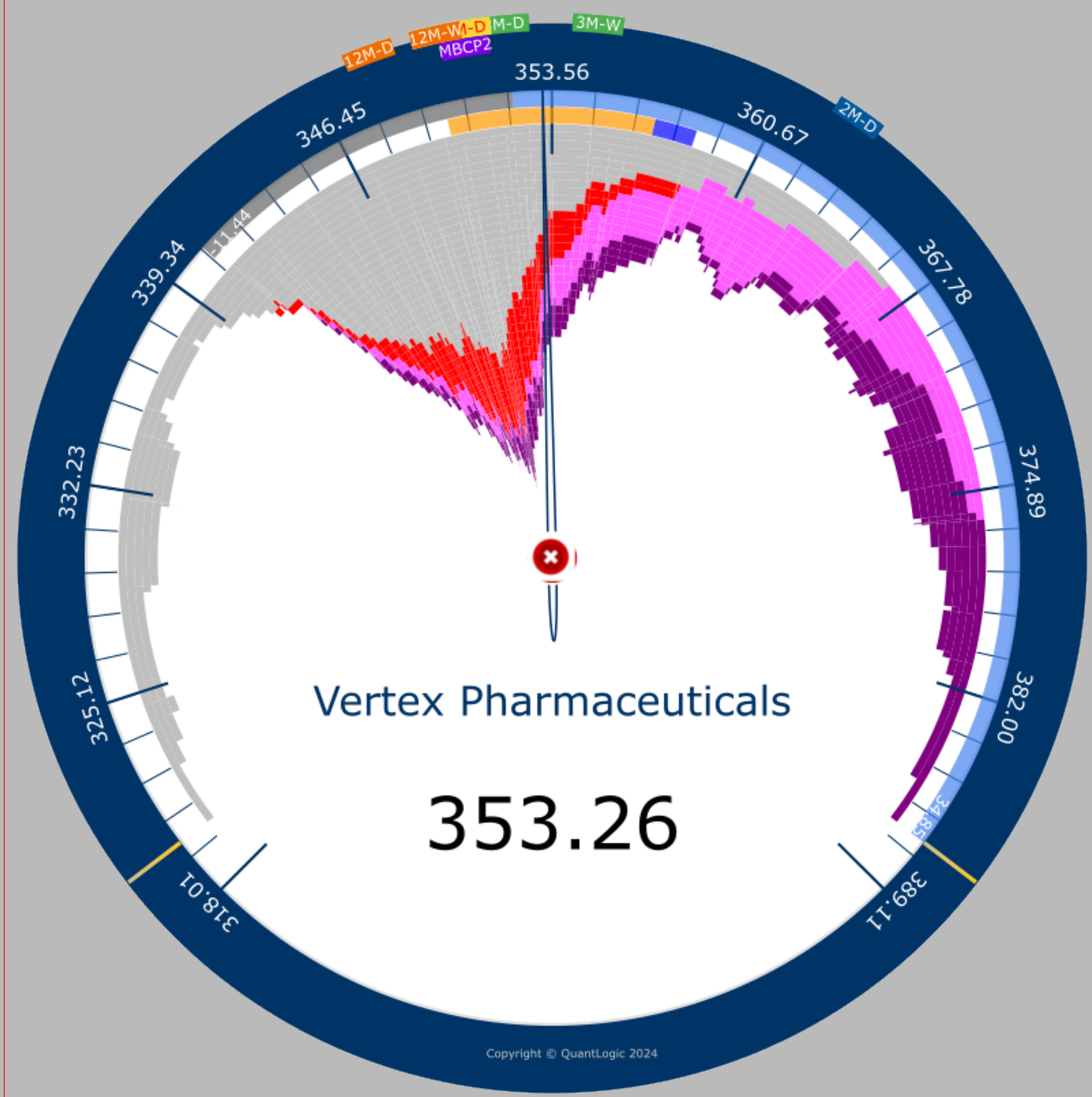
Color Key (Monthly)

Sep 2023	Oct 2023
Nov 2023	



01 Sep 2023 - 22 Nov 2023

3 Months Daily Monthly Last 3 3 Months



01 Jun 2023 - 22 Nov 2023

22 Nov 2023 6 Months Daily

Sector Information: SEC Health Care IND Biotechnology SYM VRTX

Speedo settings: 3 Months Daily Speedo Vs 6 Months Daily Speedo and last 3 months price flow color keyed.

Pattern Entry Rules: The recent low coincided with west side of the 12MD BCP.

If you like to discuss Quantlogic Edge further, [Click here to book a Zoom meeting](#)



51 Ashley Gardens, Ambrosden Avenue,
London SW1P 1QF United Kingdom

Website: quantlogic.com

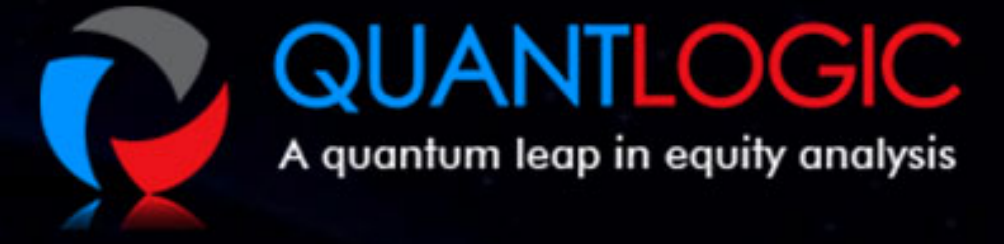
Mail: info@quantlogic.com

Tel: (UK) +44 (0)20 3289 2234

(US) +1 646 374 4234

Research Disclaimer:

Important Disclosure Statement from Quantlogic Ltd



This document is issued by Quantlogic Limited solely for its clients. It is for professional clients only. It may not be reproduced, redistributed or passed to any other person in whole or in part for any purpose without written consent of Quantlogic Ltd. This material is not directed at you if Quantlogic Ltd is prohibited or restricted by any legislation or regulation in any jurisdiction from making it available to you.

This document is provided for information purposes only and should not be regarded as an offer, solicitation, invitation, inducement or recommendation relating to the subscription, purchase or sale of any security or other financial instrument. This document does not constitute, and should not be interpreted as, investment advice. It is accordingly recommended that you should seek independent advice from a suitably qualified professional advisor before taking any decisions in relation to the investments detailed herein. All expressions of opinions and estimates constitute a judgement and, unless otherwise stated, are those of the author and the research department of Quantlogic Ltd only, and are subject to change without notice. Quantlogic Ltd is under no obligation to update the information contained herein. Whilst Quantlogic Ltd has taken all reasonable care to ensure that the information contained in this document is not untrue or misleading at the time of publication, Quantlogic Ltd cannot guarantee its accuracy or completeness, and you should not act on it without first independently verifying its contents. This document is not guaranteed to be a complete statement or summary of any securities, markets, reports or developments referred to herein. No representation or warranty either expressed or implied is made, nor responsibility of any kind is accepted, by Quantlogic Ltd or any of its respective directors, officers, employees or analysts either as to the accuracy or completeness of any information contained in this document nor should it be relied on as such. No liability whatsoever is accepted by Quantlogic Ltd or any of its respective directors, officers, employees or analysts for any loss, whether direct or consequential, arising whether directly or indirectly as a result of the recipient acting on the content of this document, including, without limitation, lost profits arising from the use of this document or any of its contents.

This document is provided with the understanding that Quantlogic Ltd is not acting in a fiduciary capacity and it is not a personal recommendation to you. Investing in securities entails risks. Past performance is not necessarily a guide to future performance. The value of and the income produced by products may fluctuate, so that an investor may get back less than he invested. Investments in the entities and/or the securities or other financial instruments referred to are not suitable for all investors and this document should not be relied upon in substitution for the exercise of independent judgment in relation to any such investment. The stated price of any securities mentioned herein will generally be the closing price at the end of any of the three business days immediately prior to the publication date on this document. This stated price is not a representation that any transaction can be effected at this price.

Quantlogic Ltd and its respective analysts are remunerated for providing investment research to professional investors, corporations, other research institutions and consultancy houses. Quantlogic Ltd, or its respective directors, officers, employees and clients may have or take positions in the securities or entities mentioned in this document. Any of these circumstances could create, or be perceived as creating, conflicts of interest. Quantlogic Ltd analysts are not censored in any way and are free to express their personal opinions. As a result, Quantlogic Ltd may have issued other documents that are inconsistent with and reach different conclusions from, the information contained in this document. Those documents reflect the different assumptions, views and analytical methods of their authors. No director, officer or employee of Quantlogic Ltd is on the board of directors of any company referenced herein and no one at any such referenced company is on the board of directors of Quantlogic Ltd.

Quantlogic Ltd is an appointed representative of Messels Ltd which is authorised and regulated by the Financial Conduct Authority. Residents of the United Kingdom should seek specific professional financial and investment advice from a stockbroker, banker, solicitor, accountant or other independent professional adviser authorised pursuant to the Financial Services and Markets Act 2000.

The content of this report is covered by our Policy of Independence which may be viewed at www.Quantlogic.com

The performance history of research recommendations over the last 12 months is available to clients on request.

Analysts' Certification

The analysts involved in the production of this document hereby certify that the views expressed in this document accurately reflect their personal views about the securities mentioned herein. The analysts point out that they may buy, sell or already have taken positions in the securities, and related financial instruments, mentioned in this document.